

# STATE OF NORTH CAROLINA

OFFICE OF THE STATE AUDITOR

BETH A. WOOD, CPA



## STATE OF NORTH CAROLINA

### SINGLE AUDIT REPORT


FOR THE YEAR ENDED JUNE 30, 2022



**NCOSA**  
The Taxpayers' Watchdog

# STATE OF NORTH CAROLINA

---



## SINGLE AUDIT REPORT

---

**2 0 2 2**

**OFFICE OF THE STATE AUDITOR**  
***BETH A. WOOD, CPA***  
***STATE AUDITOR***

**TABLE OF CONTENTS**

---

**TRANSMITTAL** ..... 1

**AUDITOR’S SECTION**

    Independent Auditor’s Report on Internal Control Over Financial Reporting and on Compliance  
        and Other Matters Based on an Audit of Financial Statements Performed in Accordance  
        With *Government Auditing Standards* ..... 2

    Independent Auditor’s Report on Compliance for Each Major Federal Program; Report on  
        Internal Control Over Compliance; and Report on Schedule of Expenditures of Federal  
        Awards Required by the Uniform Guidance ..... 4

    Schedule of Findings and Questioned Costs ..... 11

**AUDITEE’S SECTION**

    Schedule of Expenditures of Federal Awards ..... 66

        Summary ..... 67

        Detail ..... 77

        By State Agency ..... 150

        Notes to the Schedule of Expenditures of Federal Awards ..... 243

    Summary Schedule of Prior Audit Findings ..... 246

    Corrective Action Plan ..... 256

    Ordering Information ..... 265

# North Carolina Office of the State Auditor

## Our Mission and Our Commitment


The Office of the State Auditor is the State's Independent Auditor. We provide unbiased and irrefutable audit and investigative reports so stakeholders can make informed decisions, hold entities accountable, and ensure good stewardship of public funds.

The Office of the State Auditor's mission is accomplished by conducting thorough audits and investigations. These audits and investigations are performed by highly competent and professional staff and result in useful and practical recommendations to improve services provided by North Carolina state government.

This office will always strive for the highest standards in professional conduct, independence, and integrity as we pursue our mission. If we find financial management deficiencies, we will report them without apology because our ultimate responsibility is to the citizens and taxpayers of North Carolina.

A handwritten signature in black ink, reading "Beth A. Wood". The signature is written in a cursive, flowing style.

Beth A. Wood, CPA  
State Auditor



**Beth A. Wood, CPA**  
State Auditor

STATE OF NORTH CAROLINA  
**Office of the State Auditor**

2 S. Salisbury Street  
20601 Mail Service Center  
Raleigh, NC 27699  
Telephone: (919) 807-7500  
Fax: (919) 807-7647  
[www.auditor.nc.gov](http://www.auditor.nc.gov)

## **AUDITOR'S TRANSMITTAL**

---

The Honorable Roy Cooper, Governor  
Members of the North Carolina General Assembly

We are pleased to submit the *Single Audit Report* for the State of North Carolina for the fiscal year ended June 30, 2022. We conducted our audit in accordance with the auditing standards generally accepted in the United States of America; the standards applicable to financial audits contained in *Government Auditing Standards*, issued by the Comptroller General of the United States; and the audit requirements of Title 2 U.S. Code of Federal Regulations Part 200, *Uniform Administrative Requirements, Cost Principles, and Audit Requirements for Federal Awards* (Uniform Guidance).

This *Single Audit Report* reflects federal awards of \$38.2 billion. This report includes significant deficiencies and material weaknesses in internal control relating to major federal programs and instances of noncompliance, including several that we believe constitute material noncompliance, that meet the criteria of the Uniform Guidance.

The North Carolina *Annual Comprehensive Financial Report* for the fiscal year ended June 30, 2022, has been issued in a separate report by the Office of the State Controller. In accordance with *Government Auditing Standards*, we are issuing our report on our consideration of the State of North Carolina's internal control over financial reporting and our tests of its compliance with certain provisions of laws, regulations, contracts, and grant agreements that have a direct and material effect on the financial statements.

The deficiencies in internal control and instances of noncompliance arising from our audit that are required to be reported by *Government Auditing Standards* or the Uniform Guidance are described in the Schedule of Findings and Questioned Costs.


We wish to acknowledge the assistance of the North Carolina Office of the State Controller and the cooperation of other state agencies, community colleges, and universities in the preparation of this report.

Respectfully submitted,

A handwritten signature in cursive script that reads "Beth A. Wood".

Beth A. Wood, CPA  
State Auditor

## **AUDITOR'S SECTION**



**Beth A. Wood, CPA**  
State Auditor

STATE OF NORTH CAROLINA  
**Office of the State Auditor**

2 S. Salisbury Street  
20601 Mail Service Center  
Raleigh, NC 27699  
Telephone: (919) 807-7500  
Fax: (919) 807-7647  
[www.auditor.nc.gov](http://www.auditor.nc.gov)

**INDEPENDENT AUDITOR'S REPORT  
ON INTERNAL CONTROL OVER FINANCIAL REPORTING AND ON COMPLIANCE AND OTHER  
MATTERS BASED ON AN AUDIT OF FINANCIAL STATEMENTS PERFORMED IN ACCORDANCE  
WITH *GOVERNMENT AUDITING STANDARDS***

---

The Honorable Roy Cooper, Governor  
The General Assembly of North Carolina

We have audited, in accordance with the auditing standards generally accepted in the United States of America and the standards applicable to financial audits contained in *Government Auditing Standards* issued by the Comptroller General of the United States, the financial statements of the governmental activities, the business-type activities, the aggregate discretely presented component units, each major fund, and the aggregate remaining fund information of the State of North Carolina, as of and for the year ended June 30, 2022, and the related notes to the financial statements, which collectively comprise the State of North Carolina's basic financial statements (not presented herein), and have issued our report thereon dated December 5, 2022.

Our report includes a reference to other auditors who audited the financial statements of the North Carolina Education Lottery, the North Carolina Turnpike Authority, the North Carolina Housing Finance Agency, the North Carolina State Education Assistance Authority, the Golden L.E.A.F (Long-term Economic Advancement Foundation), Inc., the University of North Carolina System – University of North Carolina Health Care System – Rex Healthcare, Inc., the Supplemental Retirement Income Plan of North Carolina, the North Carolina Public Employee Deferred Compensation Plan, and the North Carolina Department of State Treasurer Investment Programs, as described in our report on the State of North Carolina's financial statements. This report does not include the results of the other auditors' testing of internal control over financial reporting or compliance and other matters that are reported on separately by those auditors.

Internal Control Over Financial Reporting

In planning and performing our audit of the financial statements, we considered the State of North Carolina's internal control over financial reporting (internal control) as a basis for designing audit procedures that are appropriate in the circumstances for the purpose of expressing our opinions on the financial statements, but not for the purpose of expressing an opinion on the effectiveness of the State's internal control. Accordingly, we do not express an opinion on the effectiveness of the State's internal control.

A *deficiency in internal control* exists when the design or operation of a control does not allow management or employees, in the normal course of performing their assigned functions, to prevent, or detect and correct, misstatements on a timely basis. A *material weakness* is a deficiency, or a combination of deficiencies, in internal control such that there is a reasonable possibility that a material misstatement of the State's financial statements will not be prevented, or detected and corrected on a timely basis.

Our consideration of internal control was for the limited purpose described in the first paragraph of this section and was not designed to identify all deficiencies in internal control that might be material weaknesses. Given these limitations, during our audit we did not identify any deficiencies in internal control that we consider to be material weaknesses. However, material weaknesses may exist that have not been identified.

#### Compliance and Other Matters

As part of obtaining reasonable assurance about whether the State of North Carolina's financial statements are free from material misstatement, we performed tests of its compliance with certain provisions of laws, regulations, contracts, and grant agreements, noncompliance with which could have a direct and material effect on the financial statements. However, providing an opinion on compliance with those provisions was not an objective of our audit, and accordingly, we do not express such an opinion. The results of our tests disclosed no instances of noncompliance or other matters that are required to be reported under *Government Auditing Standards*.

#### Purpose of this Report

The purpose of this report is solely to describe the scope of our testing of internal control and compliance and the results of that testing, and not to provide an opinion on the effectiveness of the State's internal control or on compliance. This report is an integral part of an audit performed in accordance with *Government Auditing Standards* in considering the State of North Carolina's internal control and compliance. Accordingly, this communication is not suitable for any other purpose.




Beth A. Wood, CPA  
State Auditor

Raleigh, North Carolina

December 5, 2022





**Beth A. Wood, CPA**  
State Auditor

STATE OF NORTH CAROLINA  
**Office of the State Auditor**

2 S. Salisbury Street  
20601 Mail Service Center  
Raleigh, NC 27699  
Telephone: (919) 807-7500  
Fax: (919) 807-7647  
[www.auditor.nc.gov](http://www.auditor.nc.gov)

**INDEPENDENT AUDITOR'S REPORT  
ON COMPLIANCE FOR EACH MAJOR FEDERAL PROGRAM; REPORT ON INTERNAL CONTROL  
OVER COMPLIANCE; AND REPORT ON SCHEDULE OF EXPENDITURES OF FEDERAL AWARDS  
REQUIRED BY THE UNIFORM GUIDANCE**

---

The Honorable Roy Cooper, Governor  
The General Assembly of North Carolina

**Report on Compliance for Each Major Federal Program**

We have audited the State of North Carolina's compliance with the types of compliance requirements identified as subject to audit in the *OMB Compliance Supplement* that could have a direct and material effect on each of the State of North Carolina's major federal programs for the year ended June 30, 2022. The State of North Carolina's major federal programs are identified in Section I, Summary of Auditor's Results, of the accompanying Schedule of Findings and Questioned Costs.

The State of North Carolina's basic financial statements include the operations of certain component units that are not included in the Schedule of Expenditures of Federal Awards for the year ended June 30, 2022. Our audit, described below, did not include the operations of these component units because they were audited by other auditors as discussed in Note 1B to the Schedule of Expenditures of Federal Awards.

***Qualified Opinion on Certain Major Programs***

In our opinion, except for the noncompliance described in the Basis for Qualified and Unmodified Opinions section of our report, the State of North Carolina complied, in all material respects, with the types of compliance requirements referred to above that could have a direct and material effect on those programs listed for the year ended June 30, 2022.

***Unmodified Opinion of Each of the Other Major Federal Programs***

In our opinion, the State of North Carolina complied, in all material respects, with the types of compliance requirements referred to above that could have a direct and material effect on each of its other major federal programs identified in Section I, Summary of Auditor's Results, in the accompanying Schedule of Findings and Questioned Costs for the year ended June 30, 2022.

***Basis for Qualified and Unmodified Opinions***

We conducted our audit of compliance in accordance with auditing standards generally accepted in the United States of America (GAAS); the standards applicable to financial audits contained in *Government Auditing Standards* (GAGAS), issued by the Comptroller General of the United States; and the audit requirements of Title 2 U.S. *Code of Federal Regulations* Part 200, *Uniform Administrative Requirements, Cost Principles, and Audit Requirements for Federal Awards*

(Uniform Guidance). Our responsibilities under those standards and the Uniform Guidance are further described in the Auditor's Responsibilities for the Audit of Compliance section of our report.

We are required to be independent of the State of North Carolina and to meet our other ethical responsibilities, in accordance with relevant ethical requirements relating to our audit. We believe that the audit evidence we have obtained is sufficient and appropriate to provide a basis for our opinion on compliance for each major federal program. Our audit does not provide a legal determination of the State of North Carolina's compliance with the compliance requirements referred to above.

### ***Matters Giving Rise to Qualified Opinions on Certain Major Programs***

As described in Section III, Federal Award Findings and Questioned Costs, in the accompanying Schedule of Findings and Questioned Costs, the State of North Carolina did not comply with several compliance requirements that are applicable to several of its major federal programs, as follows:

Finding Number	ALN	Major Federal Program	Type of Compliance Requirement
2022-003	21.019	Coronavirus Relief Fund	Subrecipient Monitoring
2022-008	84.367	Supporting Effective Instruction State Grants	Reporting
2022-009	84.367	Supporting Effective Instruction State Grants	Subrecipient Monitoring
2022-010	84.425C	Education Stabilization Fund	Subrecipient Monitoring
2022-011	84.425D	Education Stabilization Fund	Reporting
2022-012	84.425D	Education Stabilization Fund	Subrecipient Monitoring
2022-013	84.425U	Education Stabilization Fund	Reporting
2022-014	84.425U	Education Stabilization Fund	Subrecipient Monitoring
2022-026	93.959	Block Grants for Prevention and Treatment of Substance Abuse	Reporting
2022-027	93.959	Block Grants for Prevention and Treatment of Substance Abuse	Subrecipient Monitoring

Compliance with such requirements is necessary, in our opinion, for the State of North Carolina to comply with the requirements applicable to those programs.

### ***Responsibilities of Management for Compliance***

Management is responsible for compliance with the requirements referred to above and for the design, implementation, and maintenance of effective internal control over compliance with the requirements of laws, statutes, regulations, rules and provisions of contracts or grant agreements applicable to the State of North Carolina's federal programs.

### ***Auditor's Responsibility for the Audit of Compliance***

Our objectives are to obtain reasonable assurance about whether material noncompliance with the compliance requirements referred to above occurred, whether due to fraud or error, and

express an opinion on the State of North Carolina's compliance based on our audit. Reasonable assurance is a high level of assurance but is not absolute assurance and therefore is not a guarantee that an audit conducted in accordance with GAAS, GAGAS, and the Uniform Guidance will always detect material noncompliance when it exists. The risk of not detecting material noncompliance resulting from fraud is higher than for that resulting from error, as fraud may involve collusion, forgery, intentional omissions, misrepresentations, or the override of internal control. Noncompliance with the compliance requirements referred to above is considered material, if there is a substantial likelihood that, individually or in the aggregate, it would influence the judgment made by a reasonable user of the report on compliance about the State of North Carolina's compliance with the requirements of each major federal program as a whole.

In performing an audit in accordance with GAAS, GAGAS, and the Uniform Guidance, we:

- Exercise professional judgment and maintain professional skepticism throughout the audit.
- Identify and assess the risks of material noncompliance, whether due to fraud or error, and design and perform audit procedures responsive to those risks. Such procedures include examining, on a test basis, evidence regarding the State of North Carolina's compliance with the compliance requirements referred to above and performing such other procedures as we considered necessary in the circumstances.
- Obtain an understanding of the State of North Carolina's internal control over compliance relevant to the audit in order to design audit procedures that are appropriate in the circumstances and to test and report on internal control over compliance in accordance with the Uniform Guidance, but not for the purpose of expressing an opinion on the effectiveness of the State of North Carolina's internal control over compliance. Accordingly, no such opinion is expressed.

We are required to communicate with those charged with governance regarding, among other matters, the planned scope and timing of the audit and any significant deficiencies and material weaknesses in internal control over compliance that we identified during the audit.

### ***Other Matters***

#### ***Other Instances of Noncompliance:***

The results of our auditing procedures disclosed other instances of noncompliance which are required to be reported in accordance with the Uniform Guidance and which are described in Section III, Federal Award Findings and Questions Costs, of the accompanying Schedule of Findings and Questioned Costs as items:

Finding Number	ALN	Major Federal Program	Type of Compliance Requirement
2022-002	17.225	Unemployment Insurance	Activities Allowed or Unallowed; Allowable Costs/Costs Principles; Period of Performance
2022-004	21.023	Emergency Rental Assistance Program	Activities Allowed or Unallowed; Allowable Costs/Costs Principles
2022-015	93.268	Immunization Cooperative Agreements	Activities Allowed or Unallowed; Allowable Costs/Costs Principles

Finding Number	ALN	Major Federal Program	Type of Compliance Requirement
2022-017	93.558	Temporary Assistance for Needy Families	Eligibility
2022-022	93.778	Medical Assistance Program	Activities Allowed or Unallowed; Allowable Costs/Costs Principles; Eligibility
2022-023	93.778	Medical Assistance Program	Eligibility
2022-024	93.959	Block Grants for Prevention and Treatment of Substance Abuse	Allowable Costs/Costs Principles; Matching, Level of Effort, Earmarking
2022-025	93.959	Block Grants for Prevention and Treatment of Substance Abuse	Allowable Costs/Costs Principles; Period of Performance

Our opinion on each major federal program is not modified with respect to these matters.

*Government Auditing Standards* requires the auditor to perform limited procedures on the State of North Carolina's responses to the noncompliance findings identified in our compliance audit described in the accompanying Schedule of Findings and Questioned Costs. The State of North Carolina's responses were not subjected to the other auditing procedures applied in the audit of compliance and, accordingly, we express no opinion on the responses.

*Verification of Information for Medicaid Eligibility:*

As defined in North Carolina's Medicaid State Plan (approved by U.S. Department of Health and Human Services, Centers for Medicare and Medicaid Services), **self-attestation by applicants is accepted for certain elements of the Modified Adjusted Gross Income (MAGI) methodology of determining participant eligibility. Further verification or documentation is not required.** Approximately \$7.1 billion, or 40%, of total Medicaid benefit expenditures were for beneficiaries whose eligibility was determined using the MAGI methodology.

Auditors tested participant eligibility using the documentation contained in auditee files, which includes self-attested data that was **not required to be verified** by the auditor. Elements for which self-attestation is accepted, are **critical to determining eligibility**, and **were not required to be verified** by auditors include:

- Age
- Household composition (i.e. number in household)
- Tax filer status
- Certain income types (including various unearned income)

Since auditors were not required to verify this information, it is **likely that there are beneficiaries in the Medicaid program that received benefits but were not eligible.**

Our opinion is not modified with respect to this matter.

**Report on Internal Control Over Compliance**

Our consideration of internal control over compliance was for the limited purpose described in the Auditor's Responsibilities for the Audit of Compliance section above and was not designed to

identify all deficiencies in internal control over compliance that might be material weaknesses or significant deficiencies in internal control over compliance and therefore, material weaknesses or significant deficiencies may exist that were not identified. However, as discussed below, we identified certain deficiencies in internal control over compliance that we consider to be material weaknesses and significant deficiencies.

*A deficiency in internal control over compliance* exists when the design or operation of a control over compliance does not allow management or employees, in the normal course of performing their assigned functions, to prevent, or detect and correct, noncompliance with a type of compliance requirement of a federal program on a timely basis. A *material weakness in internal control over compliance* is a deficiency, or combination of deficiencies, in internal control over compliance, such that there is a reasonable possibility that material noncompliance with a type of compliance requirement of a federal program will not be prevented, or detected and corrected, on a timely basis. We consider the deficiencies in internal control over compliance described in Section III, Federal Award Findings and Questioned Costs, of the accompanying Schedule of Findings and Questioned Costs as the items below to be material weaknesses:

Finding Number	ALN	Major Federal Program	Type of Compliance Requirement
2022-003	21.019	Coronavirus Relief Fund	Subrecipient Monitoring
2022-008	84.367	Supporting Effective Instruction State Grants	Reporting
2022-009	84.367	Supporting Effective Instruction State Grants	Subrecipient Monitoring
2022-010	84.425C	Education Stabilization Fund	Subrecipient Monitoring
2022-011	84.425D	Education Stabilization Fund	Reporting
2022-012	84.425D	Education Stabilization Fund	Subrecipient Monitoring
2022-013	84.425U	Education Stabilization Fund	Reporting
2022-014	84.425U	Education Stabilization Fund	Subrecipient Monitoring
2022-026	93.959	Block Grants for Prevention and Treatment of Substance Abuse	Reporting
2022-027	93.959	Block Grants for Prevention and Treatment of Substance Abuse	Subrecipient Monitoring

*A significant deficiency in internal control over compliance* is a deficiency, or a combination of deficiencies, in internal control over compliance with a type of compliance requirement of a federal program that is less severe than a material weakness in internal control over compliance, yet important enough to merit attention by those charged with governance. We consider the deficiencies in internal control over compliance described in Section III, Federal Award Findings and Questioned Costs, of the accompanying Schedule of Findings and Questioned Costs as the items below to be significant deficiencies:

Finding Number	ALN	Major Federal Program	Type of Compliance Requirement
2022-001	14.231	Emergency Solutions Grant Program	Special Tests and Provisions

Finding Number	ALN	Major Federal Program	Type of Compliance Requirement
2022-002	17.225	Unemployment Insurance	Activities Allowed or Unallowed; Allowable Costs/Costs Principles; Period of Performance
2022-004	21.023	Emergency Rental Assistance Program	Activities Allowed or Unallowed; Allowable Costs/Costs Principles
2022-005	84.063	Federal Pell Grant Program	Special Tests and Provisions
2022-006	84.063	Federal Pell Grant Program	Special Tests and Provisions
2022-007	84.063	Federal Pell Grant Program	Special Tests and Provisions
2022-015	93.268	Immunization Cooperative Agreements	Activities Allowed or Unallowed; Allowable Costs/Costs Principles
2022-016	93.268	Immunization Cooperative Agreements	Reporting
2022-017	93.558	Temporary Assistance for Needy Families	Eligibility
2022-018	93.558	Temporary Assistance for Needy Families	Reporting
2022-019	93.558	Temporary Assistance for Needy Families	Reporting
2022-020	93.667	Social Services Block Grant	Reporting
2022-021	93.667	Social Services Block Grant	Subrecipient Monitoring
2022-022	93.778	Medical Assistance Program	Activities Allowed or Unallowed; Allowable Costs/Costs Principles; Eligibility
2022-023	93.778	Medical Assistance Program	Eligibility
2022-024	93.959	Block Grants for Prevention and Treatment of Substance Abuse	Allowable Costs/Costs Principles; Matching, Level of Effort, Earmarking
2022-025	93.959	Block Grants for Prevention and Treatment of Substance Abuse	Allowable Costs/Costs Principles; Period of Performance

Our audit was not designed for the purpose of expressing an opinion on the effectiveness of internal control over compliance. Accordingly, no such opinion is expressed.

*Government Auditing Standards* requires the auditor to perform limited procedures on the State of North Carolina's responses to the internal control over compliance findings identified in our audit described in the accompanying Schedule of Findings and Questioned Costs. The State of North Carolina's responses were not subjected to the other auditing procedures applied in the audit of compliance and, accordingly, we express no opinion on the responses.

The purpose of this report on internal control over compliance is solely to describe the scope of our testing of internal control over compliance and the results of that testing based on the requirements of the Uniform Guidance. Accordingly, this report is not suitable for any other purpose.

**Report on Schedule of Expenditures of Federal Awards Required by the Uniform Guidance**

We have audited, in accordance with the auditing standards generally accepted in the United States of America and the standards applicable to financial audits contained in *Government Auditing Standards* issued by the Comptroller General of the United States, the financial statements of the governmental activities, the business-type activities, the aggregate discretely presented component units, each major fund, and the aggregate remaining fund information of the State of North Carolina as of and for the year ended June 30, 2022, and the related notes to the financial statements, which collectively comprise the State of North Carolina's basic financial statements (not presented herein). We issued our report thereon dated December 5, 2022, which contained unmodified opinions on those financial statements.

Our report includes a reference to other auditors who audited the financial statements of the North Carolina Education Lottery, the North Carolina Turnpike Authority, the North Carolina Housing Finance Agency, the North Carolina State Education Assistance Authority, the Golden L.E.A.F (Long-term Economic Advancement Foundation), Inc., the University of North Carolina System – University of North Carolina Health Care System – Rex Healthcare, Inc., the Supplemental Retirement Income Plan of North Carolina, the North Carolina Public Employee Deferred Compensation Plan, and the North Carolina Department of State Treasurer Investment Programs, as described in our report on the State of North Carolina's financial statements.

Our audit was conducted for the purpose of forming opinions on the financial statements that collectively comprise the basic financial statements. The accompanying Schedule of Expenditures of Federal Awards is presented for purposes of additional analysis as required by the Uniform Guidance and is not a required part of the basic financial statements. Such information is the responsibility of management and was derived from and relates directly to the underlying accounting and other records used to prepare the basic financial statements. The information has been subjected to the auditing procedures applied in the audit of the financial statements and certain additional procedures, including comparing and reconciling such information directly to the underlying accounting and other records used to prepare the basic financial statements or to the basic financial statements themselves, and other additional procedures in accordance with auditing standards generally accepted in the United States of America. In our opinion, the Schedule of Expenditures of Federal Awards is fairly stated in all material respects in relation to the basic financial statements as a whole.



Beth A. Wood, CPA  
State Auditor

Raleigh, North Carolina

March 24, 2023 (except as related to the Report on  
The Schedule of Expenditures of Federal Awards,  
As to which is dated December 5, 2022)

**SCHEDULE OF FINDINGS AND QUESTIONED COSTS**

For the Fiscal Year Ended June 30, 2022

<b>I. Summary of Auditor's Results .....</b>	<b>12</b>
<b>II. Financial Statement Findings .....</b>	<b>14</b>
<b>III. Federal Award Findings and Questioned Costs .....</b>	<b>15</b>
• 14.231 Emergency Solutions Grant Program .....	16
• 17.225 Unemployment Insurance .....	18
• 21.019 Coronavirus Relief Fund .....	20
• 21.023 Emergency Rental Assistance Program .....	22
• 84.063 Federal Pell Grant Program .....	25
• 84.367 Supporting Effective Instruction State Grants .....	31
• 84.425C Education Stabilization Fund – Governor's Emergency Education Relief (GEER) Fund ....	36
• 84.425D Education Stabilization Fund – Elementary and Secondary School Emergency Relief (ESSER) Fund .....	37
• 84.425U Education Stabilization Fund – American Rescue Plan – Elementary and Secondary School Emergency Relief (ARP ESSER) .....	38
• 93.268 Immunization Cooperative Agreements .....	39
• 93.558 Temporary Assistance for Needy Families .....	42
• 93.667 Social Services Block Grant .....	47
• 93.778 Medical Assistance Program .....	50
• 93.959 Block Grants for Prevention and Treatment of Substance Abuse .....	56
<b>Summary of Findings and Questioned Costs .....</b>	<b>61</b>
• By Federal Agency .....	62
• By State Agency .....	64



**SCHEDULE OF FINDINGS AND QUESTIONED COSTS****I. Summary of Auditor's Results**For the Fiscal Year Ended June 30, 2022

---

Financial Statements

- Type of auditor's report issued? Unmodified
- Internal control over financial reporting:
  - Material weaknesses identified? No
  - Significant deficiencies identified that are not considered to be material weaknesses? No
- Noncompliance material to financial statements noted? No

Federal Awards

- Internal control over major programs:
  - Material weaknesses identified? Yes
  - Significant deficiencies identified that are not considered to be material weaknesses? Yes
  - Type of auditor's report issued on compliance for major programs? Unmodified for all Major Programs except Coronavirus Relief Fund, Supporting Effective Instruction State Grants, Education Stabilization Fund, and Block Grants for Prevention and Treatment of Substance Abuse which are qualified.
- Any audit findings disclosed that are required to be reported in accordance with section § 200.516(a) of the Uniform Guidance? Yes

- Identification of major programs:

Cluster/ Assistance Listing Number	Name of Federal Program or Cluster
AGEC	Aging Cluster
DISI	Disability Insurance/SSI Cluster
MEDC	Medicaid Cluster

**SCHEDULE OF FINDINGS AND QUESTIONED COSTS****I. Summary of Auditor's Results**For the Fiscal Year Ended June 30, 2022

---

Cluster/ Assistance Listing Number	Name of Federal Program or Cluster
SFAC	Student Financial Assistance Programs Cluster
14.231	Emergency Solutions Grant Program
17.225	Unemployment Insurance
20.933	National Infrastructure Investments
21.019	Coronavirus Relief Fund
21.023	Emergency Rental Assistance Program
21.027	Coronavirus State and Local Fiscal Recovery Funds
84.367	Supporting Effective Instruction State Grants
84.425	Education Stabilization Fund
93.268	Immunization Cooperative Agreements
93.323	Epidemiology and Laboratory Capacity for Infectious Diseases (ELC)
93.558	Temporary Assistance for Needy Families
93.667	Social Services Block Grant
93.917	HIV Care Formula Grants
93.959	Block Grants for Prevention and Treatment of Substance Abuse
– Dollar threshold used to distinguish between type A and type B programs?	\$57,354,584
– Auditee qualified as low-risk auditee?	No

**SCHEDULE OF FINDINGS AND QUESTIONED COSTS**

**II. Financial Statement Findings**

For the Fiscal Year Ended June 30, 2022

Type of Finding	Findings and Recommendations
No reportable findings and recommendations resulted from our audit of the basic financial statements of the State of North Carolina.	

## SCHEDULE OF FINDINGS AND QUESTIONED COSTS

### III. Federal Award Findings and Questioned Costs

For the Fiscal Year Ended June 30, 2022

---

The following findings, recommendations, and questioned costs are the results of the single audit of the State of North Carolina for the fiscal year ended June 30, 2022. Each finding is referenced with a four-digit number representing the fiscal year audited and a sequential number. The findings are presented by federal program and are classified according to federal and state department, type of compliance requirement, category of internal control weakness, and category of noncompliance. Findings included in this section are related to major programs.

#### Category of Internal Control Weakness

If the finding represents a weakness in internal control over compliance, one of the following designations will appear:

- **Significant Deficiency** – A significant deficiency in internal control over compliance is a deficiency, or a combination of deficiencies, in internal control over compliance with a type of compliance requirement of a federal program that is less severe than a material weakness in internal control over compliance, yet important enough to merit attention by those charged with governance.
- **Material Weakness** – A material weakness in internal control over compliance is a deficiency, or combination of deficiencies, in internal control over compliance, such that there is a reasonable possibility that material noncompliance with a type of compliance requirement of a federal program will not be prevented, or detected and corrected, on a timely basis.

#### Category of Noncompliance Findings

If the finding represents an instance of noncompliance, one of the following designations will appear:

- **Material Noncompliance** – A finding related to a major federal program which discusses conditions representing noncompliance with federal laws, regulations, contracts, or grants, the effects of which have a material effect in relation to a type of compliance requirement or an audit objective identified in the Uniform Guidance.
- **Questioned Cost Finding** – A finding which discusses known or likely questioned costs that are greater than \$25,000 for a type of compliance requirement, unless the conditions giving rise to the questioned costs are otherwise reported as a material noncompliance finding.

**14.231 EMERGENCY SOLUTIONS GRANT PROGRAM****III. Federal Award Findings and Questioned Costs**

U.S. Department of Housing and Urban Development

N.C. Department of Health and Human Services

For the Fiscal Year Ended June 30, 2022

	Type of Finding/ Questioned Costs	Findings and Recommendations
2022-001	Special Tests and <u>Provisions:</u>  Significant Deficiency	<p><u>Subrecipients Were Not Paid Timely</u></p> <p>The Department of Health and Human Services (Department) paid subrecipients of the Emergency Solutions Grant Program (ESGP) more than 30 days after receiving the payment request. During the audit period, the Department paid \$24.2 million to ESGP subrecipients.</p> <p>Auditors tested a sample of 40 subrecipient payments totaling \$365,000 and found that 25 (63%) payments were not paid until 31 to 153 days after receiving the payment requests.</p> <p>Subrecipients rely on ESGP funding to improve the number and quality of emergency shelters, provide essential services to shelter residents, re-house homeless individuals and families, and prevent families and individuals from becoming homeless. When subrecipients do not receive grant funds in a timely manner, it could impact their ability to provide these services to some of the states' most vulnerable citizens.</p> <p>According to Department management, subrecipients were not paid timely because of staffing shortages and a significant increase in workload. In addition to the annual ESGP allocation, the Department received additional funding through the Coronavirus Aid, Relief and Economic Security (CARES) Act. The additional funding significantly increased the number of subrecipient payment requests that needed to be processed, and the combination of key staff positions being vacant and the increase in the workload caused delays in processing the payments.</p> <p>Federal regulations<sup>1</sup> require the Department to pay each subrecipient within 30 days after receiving the subrecipient's payment request.</p> <p><i>Federal Award Information:</i> Federal Awarding Agency: U.S. Department of Housing and Urban Development; Assistance Listing Number (title): 14.231 (Emergency Solutions Grant Program); Federal Award Identification Numbers (award periods): E-20-DC-37-001 (September 2, 2020 – September 2, 2022) and E-20-EW-37-001 (COVID-19) (July 8, 2020 – July 8, 2022).</p> <p><i>Recommendation:</i> Department management should establish a contingency plan to ensure continuity of operations when workloads increase, and staffing shortages occur.</p>

---

<sup>1</sup> 24 CFR 576.203(c).

**14.231    EMERGENCY SOLUTIONS GRANT PROGRAM** (continued)

**III. Federal Award Findings and Questioned Costs**

U.S. Department of Housing and Urban Development

N.C. Department of Health and Human Services

For the Fiscal Year Ended June 30, 2022

Type of Finding/ Questioned Costs	Findings and Recommendations
	<p><i>Views of Responsible Officials of the Auditee:</i> Management agrees with this finding. During the time period within the scope of this audit, three-fourths of the Division of Aging and Adult Services Budget Office positions were vacant. This was also the period of time when the COVID-19 pandemic began, and a significant amount of additional grant funding was received for Emergency Solutions Grant (ESG) and other programs. The combination of staff vacancies and the increased workload resulting from the rapid increase in new funding resulted in delays to approving payments to subrecipients.</p>

**17.225 UNEMPLOYMENT INSURANCE****III. Federal Award Findings and Questioned Costs**

U.S. Department of Labor

N.C. Department of Commerce

For the Fiscal Year Ended June 30, 2022

	Type of Finding/ Questioned Costs	Findings and Recommendations
2022-002	<p data-bbox="329 579 521 632"><u>Activities Allowed or Unallowed:</u></p> <p data-bbox="358 653 475 705">Significant Deficiency</p> <p data-bbox="329 726 521 779"><u>Allowable Costs/ Cost Principles:</u></p> <p data-bbox="358 800 475 852">Significant Deficiency</p> <p data-bbox="329 873 521 926"><u>Period of Performance:</u></p> <p data-bbox="358 947 475 999">Significant Deficiency</p> <p data-bbox="329 1020 521 1062">Questioned Cost Finding</p> <p data-bbox="329 1083 412 1100">\$18,028</p>	<p data-bbox="553 579 1170 611"><u>Administration Funds Used for Unallowable Activities</u></p> <p data-bbox="553 642 1481 737">The Department of Commerce (Department) incorrectly used \$18,028 of Unemployment Insurance (UI) administration award funds. During the audit period, the Department spent \$116.8 million to administer the UI program.</p> <p data-bbox="553 768 1481 947">To administer the UI program, funds are allowed for both automation<sup>2</sup> and nonautomation expenditures for the first 15 months of the award period and only automation expenditures for the remaining 21 months of the award period. Auditors tested 26 out of 1,750 UI expenditures, totaling \$5.9 million, related to awards that were in the automation only period and found 4 errors totaling \$18,028 that were not allowed.</p> <p data-bbox="553 978 1481 1104">As a result, the \$18,028 is considered questioned costs<sup>3</sup> and the Department may be required to pay the funds back to the federal government. Furthermore, the funds could have been used for automation activities such as purchasing new computers and software for the UI program.</p> <p data-bbox="553 1136 1481 1230">According to Department management, reviews over the expenditures were not detailed enough to ensure only allowable expenditures were charged to the award during the automation period.</p> <p data-bbox="553 1262 1481 1325">Federal regulations<sup>4</sup> require costs to conform to limitations and exclusions that apply to the federal award.</p> <p data-bbox="553 1356 1481 1472"><i>Federal Award Information:</i> Federal Awarding Agency: U.S. Department of Labor; Assistance Listing Number (title): 17.225 (Unemployment Insurance); Federal Award Identification Number (award period): UI-35666-21-55-A-37 (October 1, 2020 – December 31, 2023).</p> <p data-bbox="553 1503 1481 1596"><i>Recommendation:</i> Department management should develop and implement detailed review procedures over expenditures to ensure compliance with federal award requirements.</p>

<sup>2</sup> Automation expenditures are costs directly related to the automation of UI operations, such as purchase of computer equipment and associated software. Nonautomation expenditures are any allowable costs related to administering the UI program, such as maintenance and payroll costs.

<sup>3</sup> 2 CFR 200.516(a)(3) requires auditors to report known questioned costs when likely questioned costs are greater than \$25,000 for a type of compliance requirement for a major program.

<sup>4</sup> 45 CFR 75.403.

**17.225    UNEMPLOYMENT INSURANCE** (continued)

**III. Federal Award Findings and Questioned Costs**

U.S. Department of Labor

N.C. Department of Commerce

For the Fiscal Year Ended June 30, 2022

Type of Finding/ Questioned Costs	Findings and Recommendations
	<i>Views of Responsible Officials of the Auditee:</i> The Division of Employment Security agrees with this finding and has implemented corrective actions to strengthen internal controls and help prevent future errors of this nature.



**21.019 CORONAVIRUS RELIEF FUND****III. Federal Award Findings and Questioned Costs**

U.S. Department of the Treasury

N.C. Office of the Governor – Office of State Budget and Management

For the Fiscal Year Ended June 30, 2022

	Type of Finding/ Questioned Costs	Findings and Recommendations
2022-003	Subrecipient <u>Monitoring:</u>	<u>Inadequate Monitoring of Coronavirus Relief Funds</u>
	Material Weakness	The North Carolina Pandemic Recovery Office (NCPRO), a division of the Office of State Budget and Management, did not adequately monitor \$159.9 million <sup>5</sup> in federal funds used for expenditures incurred due to the COVID-19 pandemic.
	Material Noncompliance	<p>Auditors reviewed the monitoring procedures over subrecipients of state agencies that expended coronavirus relief funds. NCPRO's monitoring procedures required monthly reviews of these subrecipients' expenditure reports. However, auditors found no evidence of this review.</p> <p>In addition, auditors tested a sample of 40 direct expenditures of state agencies and found no evidence of review of supporting documentation.</p> <p>Lastly, auditors reviewed the risk assessment procedures over all subrecipients. NCPRO's monitoring plan required additional monitoring activities<sup>6</sup> for all subrecipients assessed as high-risk. Auditors reviewed all 23 subrecipients that were assessed as high-risk and found that these additional monitoring activities were not completed for 9 (39%) of the subrecipients.</p> <p>Inadequate monitoring increases the risk that federal funds may not be used in accordance with the federal requirements, which may have reduced funding available to respond to the COVID-19 pandemic.</p> <p>According to NCPRO management, the agency did not have sufficient personnel to complete the monitoring procedures established at the inception of the program. Subsequent legislation identified NCPRO as responsible for the administration of additional federal COVID-19 programs,<sup>7</sup> and management did not revise existing monitoring procedures to reflect these additional responsibilities. Furthermore, monitoring procedures in place did not require that the results of reviews or other monitoring activities be documented.</p>

<sup>5</sup> Federal funds included direct expenditures of \$144.8 million (funds expended by state agencies, community colleges, and members of the UNC System) and \$15.1 million passed to subrecipients (local governments, nonprofits, and other private organizations).

<sup>6</sup> Additional monitoring activities included in-depth testing of subrecipient internal controls and expenditures for compliance with federal requirements.

<sup>7</sup> Additional federal COVID-19 programs include the Governor's Emergency Education Relief Fund and the Coronavirus State and Local Fiscal Recovery Fund.

**21.019 CORONAVIRUS RELIEF FUND** (continued)**III. Federal Award Findings and Questioned Costs**

U.S. Department of the Treasury

N.C. Department of the Governor – Office of State Budget and Management

For the Fiscal Year Ended June 30, 2022

Type of Finding/ Questioned Costs	Findings and Recommendations
	<p>Federal regulations<sup>8</sup> require NCPRO to:</p> <ul style="list-style-type: none"><li>• Establish and maintain effective internal control over the federal award that provides reasonable assurance that the entity is managing the award in compliance with federal statutes, regulations, and the terms and conditions of the federal award.</li><li>• Monitor the activities of the subrecipient as necessary to ensure that the subaward is used for authorized purposes, in compliance with federal statutes, regulations, and the terms and conditions of the subaward.</li></ul> <p><b>This finding was previously reported in the 2021 Statewide Single Audit as finding number 2021-001.</b></p> <p><i>Federal Award Information:</i> Federal Awarding Agency: U.S. Department of the Treasury; Assistance Listing Number (title): 21.019 (Coronavirus Relief Fund); Federal Award Identification Numbers (award periods): SLT0025 (March 1, 2020 - December 31, 2021) and SLT0237 (March 1, 2020 - December 31, 2021).</p> <p><i>Recommendation:</i> NCPRO management should review and revise monitoring procedures over future federal programs as necessary in response to changes in operations, including evaluating the feasibility of procedures given the available personnel.</p> <p>In addition, NCPRO management should ensure that monitoring procedures over future federal programs include a requirement that personnel document completion of the procedures.</p> <p><i>Views of Responsible Officials of the Auditee:</i> The Office of State Budget and Management and the North Carolina Pandemic Recovery Office accept the finding and have made improvements to ensure future federal funds are adequately monitored.</p>

---

<sup>8</sup> 2 CFR 200.303(a) and 2 CFR 200.332(d)(f).

**21.023 EMERGENCY RENTAL ASSISTANCE****III. Federal Award Findings and Questioned Costs**

U.S. Department of the Treasury

N.C. Department of Public Safety

For the Fiscal Year Ended June 30, 2022

	Type of Finding/ Questioned Costs	Findings and Recommendations
2022-004	<u>Activities Allowed or Unallowed:</u>	<u>Errors in Program Spending</u>
	Significant Deficiency	The Department of Public Safety (Department) made \$486,807 in overpayments of rent and utility assistance from the Emergency Rental Assistance program. During the audit period, the Department processed approximately 159,000 individual household applications totaling \$635 million in rent and utility assistance payments.
	<u>Allowable Costs/ Cost Principles:</u>	
	Significant Deficiency	Auditors recalculated the \$635 million rent and utility assistance payments to determine if the payment amounts were within the maximum thresholds <sup>9</sup> established by the Department. The Department's policy states that payment amounts should be the lesser of the established threshold or the amount that is owed by the applicant. Auditors found 25 overpayments totaling \$27,015.
	Questioned Cost Finding	
	\$486,807	
	ERA0019 - \$221,028	Auditors then tested 95 <sup>10</sup> individual household applications totaling \$923,000 in rent and utility payments and found that documentation for three (3%) applications did not support the amount paid, resulting in overpayments totaling \$26,530.
	ERAE0098 - \$265,779	
		Lastly, auditors reviewed the number of months of financial assistance that were provided to an individual household since the inception of the Emergency Rental Assistance program. The Department's policy <sup>11</sup> states that financial assistance for an individual household may not exceed 15 months. Auditors analyzed the database <sup>12</sup> of approximately 114,000 households and identified 37,762 households that could have received more months of financial assistance than allowed.
		From the 37,762 households identified above, auditors tested 151 <sup>13</sup> households that received \$1.8 million in financial assistance. Auditors found that 84 (56%)

<sup>9</sup> The rent thresholds were equivalent to the two-bedroom fair market rent rate calculated by the U.S. Department of Housing and Urban Development for each county. The utility thresholds varied based on the type of utility (electricity, gas, water, wastewater) and was between \$120 - \$1,020.

<sup>10</sup> The 95 items that were tested included 35 items that were deemed individually important. These items were removed from the population and tested 100%. The other 60 items were selected from the remaining population. The three identified errors were from the individually important items.

<sup>11</sup> North Carolina Office of Recovery and Resiliency, Housing Opportunities and Prevention of Evictions (HOPE) Program Manual, Version 9.0.

<sup>12</sup> Salesforce is the system of record for the program and operates as the database that holds all information related to each applicant, including the months of assistance, and calculates the financial assistance payment.

<sup>13</sup> The 151 items that were tested included 91 items that were deemed individually important. These items were removed from the population and tested 100%. The other 60 items were selected from the remaining population. 78 errors were from the individually important items and six errors were from the sample.

**21.023 EMERGENCY RENTAL ASSISTANCE** (continued)**III. Federal Award Findings and Questioned Costs**

U.S. Department of the Treasury

N.C. Department of Public Safety

For the Fiscal Year Ended June 30, 2022

Type of Finding/ Questioned Costs	Findings and Recommendations
	<p>households received one to 15 more months of financial assistance than allowed, resulting in overpayments totaling \$433,262.</p> <p>As a result, the \$486,807 in overpayments is considered questioned costs<sup>14</sup> and the Department may be required to pay the funds back to the federal government. Furthermore, the overspent funds could have been used to provide rent and utility assistance to other eligible households in need.</p> <p>According to Department management, rent and utility payments were calculated using incorrect thresholds due to either a system<sup>12</sup> programming code error or system malfunction. In addition, staff did not follow policies and procedures during the review and approval of financial assistance applications.</p> <p>Federal regulations<sup>15</sup> require that costs be adequately documented and consistent with the program regulations that apply to the federal award.</p> <p>In addition, federal regulations<sup>16</sup> and Department policy limit the financial assistance an eligible household may receive to 15 months.</p> <p><b>Certain aspects of aspects of this finding were previously reported in the 2021 Statewide Single Audit as finding number 2021-002.</b></p> <p><i>Federal Award Information:</i> Federal Awarding Agency: U.S. Department of the Treasury; Assistance Listing Number (title): 21.023 (Emergency Rental Assistance); Federal Award Identification Numbers (award periods): ERA0019 (COVID-19) (January 11, 2021 – December 31, 2022) and ERAE0098 (COVID-19) (May 5, 2021- September 30, 2025).</p> <p><i>Recommendation:</i> Department management should analyze the payment calculation errors to identify and make the necessary updates to the system. Until the system issues are resolved, Department management should design and implement alternative procedures to ensure financial assistance payments are calculated correctly.</p> <p>In addition, Department management should develop additional training for staff or establish additional monitoring procedures over the application review and approval process.</p>

<sup>14</sup> 2 CFR.200.516(a)(3) requires auditors to report known questioned costs that are greater than \$25,000 for a type of compliance requirement for a major program.

<sup>15</sup> 2 CFR 200.403.

<sup>16</sup> 15 USC 9058a(c)(2)(A) and 15 USC 9058c(d)(1)(A).

**21.023    EMERGENCY RENTAL ASSISTANCE** (continued)

**III. Federal Award Findings and Questioned Costs**

U.S. Department of the Treasury

N.C. Department of Public Safety

For the Fiscal Year Ended June 30, 2022

Type of Finding/ Questioned Costs	Findings and Recommendations
	<p><i>Views of Responsible Officials of the Auditee:</i> The North Carolina Office of Recovery and Resiliency (NCORR) accepts the Auditor’s finding that the Department made errors in program spending. NCORR’s Compliance and Business Systems Department are actively working to reconcile the population of awards impacted by the errors identified. NCORR previously began recapture efforts on many of the awards identified during this audit, however, any remaining erroneous awards identified will immediately enter the recapture process. In the event any recaptured amounts enter default, NCORR reserves the right to engage federal partners and additional resources, such as collections agencies, to recover the funds.</p>

**84.063 FEDERAL PELL GRANT PROGRAM****III. Federal Award Findings and Questioned Costs**

U.S. Department of Education

Central Piedmont Community College

For the Fiscal Year Ended June 30, 2022

	Type of Finding/ Questioned Costs	Findings and Recommendations
2022-005	Special Tests and Provisions:  Significant Deficiency	<p><u>Enrollment Status Reporting Errors</u></p> <p>The College did not accurately report enrollment status changes to the National Student Loan Data System (NSLDS) for students who received federal financial assistance. During the audit period, the College disbursed approximately \$24.1 million in federal financial assistance funding to 6,930 students subject to this reporting requirement.</p> <p>Auditors tested the enrollment status reporting for a sample of 40 students who received federal financial assistance and whose enrollment status changed. Three (8%) students were reported with an incorrect status change.</p> <p>Failure to report accurate student enrollment status changes to the NSLDS could prevent eligible students from receiving federal financial assistance in the future. Further, reporting inaccurate data could affect decisions made by the federal government regarding the effectiveness of financial assistance programs.</p> <p>According to College management, the College relied on the National Student Clearinghouse, a third-party service provider, to ensure accurate reporting of enrollment status changes. Management did not monitor the information reported to the NSLDS to ensure its agreement with College records.</p> <p>Federal regulations<sup>17</sup> require the College to accurately report student status changes to the NSLDS. In addition, the NSLDS Enrollment Reporting Guide states that the College is ultimately responsible for accurate reporting.</p> <p><i>Federal Award Information:</i> Federal Awarding Agency: U.S. Department of Education; Assistance Listing Number (title): 84.063 (Federal Pell Grant Program); Federal Award Identification Number (award period): P063P211921 (July 1, 2021 – June 30, 2022).</p> <p><i>Recommendation:</i> College management should implement monitoring procedures over information that the National Student Clearinghouse submits to NSLDS to ensure all students with enrollment status changes are accurately reported.</p> <p><i>Views of Responsible Officials of the Auditee:</i> College management concurs with the finding and recommendation. On September 2, 2022, management corrected the enrollment status for the three students identified with an incorrect status change. The College's Senior Registrar is implementing an internal audit process</p>

---

<sup>17</sup> 34 CFR 690.83(b)(2).

**84.063    FEDERAL PELL GRANT PROGRAM** (continued)

**III. Federal Award Findings and Questioned Costs**

U.S. Department of Education  
Central Piedmont Community College  
For the Fiscal Year Ended June 30, 2022

Type of Finding/ Questioned Costs	Findings and Recommendations
	in November to ensure all students with enrollment status changes are accurately reported to the National Student Loan Data System (NSLDS).

**84.063 FEDERAL PELL GRANT PROGRAM****III. Federal Award Findings and Questioned Costs**

U.S. Department of Education

Lenoir Community College

For the Fiscal Year Ended June 30, 2022

	Type of Finding/ Questioned Costs	Findings and Recommendations
2022-006	Special Tests and Provisions:  Significant Deficiency	<p data-bbox="548 575 959 604"><u>Enrollment Status Reporting Errors</u></p> <p data-bbox="548 638 1489 793">The College did not accurately report enrollment status changes to the National Student Loan Data System (NSLDS) for students who received federal financial assistance. During the audit period, the College disbursed approximately \$3.5 million in federal financial assistance funding to 978 students subject to this reporting requirement.</p> <p data-bbox="548 827 1489 919">Auditors tested the enrollment status reporting for a sample of 40 students who received federal financial assistance and whose enrollment status changed. Two (5%) students were reported with an incorrect status change.</p> <p data-bbox="548 953 1489 1071">Failure to report accurate student enrollment status changes to the NSLDS could prevent eligible students from receiving federal financial assistance in the future. Further, reporting inaccurate data could affect decisions made by the federal government regarding the effectiveness of financial assistance programs.</p> <p data-bbox="548 1104 1489 1255">According to College management, the College relied on the National Student Clearinghouse (Clearinghouse), a third-party service provider, to ensure accurate reporting of enrollment status changes. Management did not monitor the information the Clearinghouse reported to the NSLDS to ensure it agreed with College records.</p> <p data-bbox="548 1289 1489 1381">Federal regulations<sup>18</sup> require the College to accurately report student status changes to the NSLDS. In addition, the NSLDS Enrollment Reporting Guide states that the College is ultimately responsible for accurate reporting.</p> <p data-bbox="548 1415 1489 1533"><i>Federal Award Information:</i> Federal Awarding Agency: U.S. Department of Education; Assistance Listing Number (title): 84.063 (Federal Pell Grant Program); Federal Award Identification Number (award period): P063P211936 (July 1, 2021 - June 30, 2022).</p> <p data-bbox="548 1566 1489 1659"><i>Recommendation:</i> College management should implement monitoring procedures over information that the Clearinghouse submits to NSLDS to ensure all students with enrollment status changes are accurately reported.</p> <p data-bbox="548 1692 1489 1839"><i>Views of Responsible Officials of the Auditee:</i> College management agrees with the audit finding and acknowledges that there were deficiencies in their enrollment status reporting process. To address these deficiencies, effective June 30, 2022, additional verification procedures have been implemented that will ensure that the College is routinely monitoring the information reported to</p>

<sup>18</sup> 34 CFR 690.83(b)(2).



**84.063    FEDERAL PELL GRANT PROGRAM** (continued)

**III. Federal Award Findings and Questioned Costs**

U.S. Department of Education

Lenoir Community College

For the Fiscal Year Ended June 30, 2022

Type of Finding/ Questioned Costs	Findings and Recommendations
	NSLDS as compared with the College's records to ensure that all student status changes are correctly reported to NSLDS per federal regulations.

**84.063 FEDERAL PELL GRANT PROGRAM****III. Federal Award Findings and Questioned Costs**

U.S. Department of Education

Western Piedmont Community College

For the Fiscal Year Ended June 30, 2022

	Type of Finding/ Questioned Costs	Findings and Recommendations
2022-007	<u>Special Tests and Provisions:</u>  Significant Deficiency	<p data-bbox="565 575 979 604"><u>Enrollment Status Reporting Errors</u></p> <p data-bbox="565 638 1489 793">The College did not accurately report enrollment status changes to the National Student Loan Data System (NSLDS) for students who received federal financial assistance. During the audit period, the College disbursed approximately \$2.8 million in federal financial assistance funding to 720 students subject to this reporting requirement.</p> <p data-bbox="565 827 1489 919">Auditors tested the enrollment status reporting for a sample of 40 students who received federal financial assistance and whose enrollment status changed. Seven (18%) students were not reported.</p> <p data-bbox="565 953 1489 1108">Failure to report accurate student enrollment status changes to the NSLDS could prevent eligible students from receiving federal financial assistance in the future. Further, reporting inaccurate data could affect decisions made by the federal government regarding the effectiveness of financial assistance programs.</p> <p data-bbox="565 1142 1489 1234">According to College management, the errors occurred because personnel omitted an enrollment status change report submission in May 2022 and no independent verification was in place to detect the omission.</p> <p data-bbox="565 1268 1489 1318">Federal regulations<sup>19</sup> require the College to accurately report student status changes to the NSLDS.</p> <p data-bbox="565 1352 1489 1474"><i>Federal Award Information:</i> Federal Awarding Agency: U.S. Department of Education; Assistance Listing Number (title): 84.063 (Federal Pell Grant Program); Federal Award Identification Number (award period): P063P211966 (July 1, 2021 – June 30, 2022).</p> <p data-bbox="565 1507 1489 1600"><i>Recommendation:</i> College management should implement monitoring procedures, such as an independent verification, to ensure all enrollment status change reports are submitted to NSLDS.</p> <p data-bbox="565 1633 1489 1776"><i>Views of Responsible Officials of the Auditee:</i> College management agrees with the finding and recommendation. The Enrollment Reporting schedule in the College Registrar's Office has been updated to ensure that reporting of student enrollment information occurs every month. Enrollment Reports will be shared with the Financial Aid Office to confirm monthly updates in NSLDS. This</p>

<sup>19</sup> 34 CFR 690.83(b)(2).

**84.063    FEDERAL PELL GRANT PROGRAM** (continued)

**III. Federal Award Findings and Questioned Costs**

U.S. Department of Education  
Western Piedmont Community College  
For the Fiscal Year Ended June 30, 2022

Type of Finding/ Questioned Costs	Findings and Recommendations
	procedure will ensure that the College submits all student status changes on a monthly basis.

**84.367 SUPPORTING EFFECTIVE INSTRUCTION STATE GRANTS****III. Federal Award Findings and Questioned Costs**

U.S. Department of Education

N.C. Department of Public Instruction

For the Fiscal Year Ended June 30, 2022

	Type of Finding/ Questioned Costs	Findings and Recommendations
2022-008	<u>Reporting:</u>  Material Weakness  Material Noncompliance	<u>Errors in FFATA Reporting</u>  <p>The Department of Public Instruction (Department) did not submit complete, accurate, and timely Federal Funding Accountability and Transparency Act (FFATA) reporting for the Education Stabilization Fund - Elementary and Secondary School Emergency Relief (ESSER) and Supporting Effective Instruction (SEI) programs.</p> <p>Auditors reviewed all 298 SEI subawards totaling \$60.9 million that were required to be reported to the FFATA Subaward Reporting System (FSRS) during the audit period and found that none were reported as required.</p> <p>Auditors also reviewed all 1,716 ESSER subawards totaling \$3.3 billion that were required to be reported to the FSRS during the audit period and found that the Department stopped FFATA reporting on ESSER in December 2021. As a result, 1,291 subawards totaling \$230.1 million made during 2022 were not reported.</p> <p>Auditors then tested a sample of 60 ESSER subawards that were reported and found one or more errors. Specifically:</p> <ul style="list-style-type: none"> <li>• 51 subawards totaling \$760.1 million did not include required information on how the funds were utilized.</li> <li>• 30 subawards totaling \$732 million were reported 47-61 days late.</li> <li>• 6 subawards totaling \$8.2 million were reported with either the wrong subrecipient or federal award information.</li> <li>• 5 subawards totaling \$1.1 million were reported twice.</li> <li>• 9 subawards totaling \$1.1 million were not reported at all.</li> <li>• 38 subawards totaling \$757 million did not agree to supporting documentation by a total of \$805 thousand.</li> </ul> <p>The FFATA was enacted to help reduce wasteful spending in government by empowering every American citizen with the ability to hold the government accountable for each spending decision. When subaward information is not reported to the FSRS or when it is reported incorrectly, citizens do not have</p>

**84.367 SUPPORTING EFFECTIVE INSTRUCTION STATE GRANTS** (continued)**III. Federal Award Findings and Questioned Costs**

U.S. Department of Education

N.C. Department of Public Instruction

For the Fiscal Year Ended June 30, 2022

Type of Finding/ Questioned Costs	Findings and Recommendations
	<p>complete and accurate information about how federal funds are being used in their communities.</p> <p>According to Department management:</p> <ul style="list-style-type: none"> <li>The errors found in the ESSER subawards that were reported occurred due to limited staffing resources.</li> <li>Additionally, Department management stopped entering ESSER subawards into FSRS in December 2021 due to technical difficulties experienced.</li> <li>Lastly, due to the difficulties experienced with entering the ESSER subawards into FSRS, the Department did not attempt to report any subawards for the SEI program.</li> </ul> <p>The FFATA<sup>20</sup> requires direct recipients of grants or cooperative agreements to report first-tier subawards of \$30,000 or more to the FSRS no later than the end of the month following the month in which the obligation was made.</p> <p><i>Federal Award Information:</i> Federal Awarding Agency: U.S. Department of Education; Assistance Listing Number (title): 84.425D (Elementary and Secondary School Emergency Relief Fund); Federal Award Identification Numbers (award periods): S425D200037 (COVID-19) (May 11, 2020 - September 30, 2021) and S425D210037 (COVID-19) (January 5, 2021 - September 30, 2022).</p> <p><i>Federal Award Information:</i> Federal Awarding Agency: U.S. Department of Education; Assistance Listing Number (title): 84.425U (American Rescue Plan - Elementary and Secondary School Emergency Relief Fund); Federal Award Identification Number (award period): S425U210037 (COVID-19) (March 24, 2021 - September 30, 2023).</p> <p><i>Federal Award Information:</i> Federal Awarding Agency: U.S. Department of Education; Assistance Listing Number (title): 84.367 (Supporting Effective Instruction State Grants); Federal Award Identification Number (award period): S367A210032 (July 1, 2021 - September 30, 2022).</p> <p><i>Recommendation:</i> Department management should prioritize seeking solutions from the federal oversight agency on technical difficulties.</p>

<sup>20</sup> 2 CFR 170 Appendix A.

**84.367 SUPPORTING EFFECTIVE INSTRUCTION STATE GRANTS** (continued)**III. Federal Award Findings and Questioned Costs**

U.S. Department of Education

N.C. Department of Public Instruction

For the Fiscal Year Ended June 30, 2022

Type of Finding/ Questioned Costs	Findings and Recommendations
	<p>In addition, Department management should ensure staff are available to complete FFATA reporting as required.</p> <p><i>Views of Responsible Officials of the Auditee:</i> The Department of Public Instruction (DPI) concurs with the finding and recommendation. While additional resources were commissioned to complete FFATA reporting requirements, technical considerations in the FFATA system remain problematic. The system restricts the number of entries per month, which makes it impossible for DPI to report awards within the required time limit. The Office of Federal Programs has continued to make requests to the federal oversight agency for technical assistance with the system.</p>
2022-009	<p><u>Subrecipient Monitoring:</u></p> <p>Material Weakness</p> <p>Material Noncompliance</p> <p><u>Incomplete Monitoring</u></p> <p>The Department of Public Instruction (Department) did not complete all planned monitoring activities for 329 public school units (PSUs) that received \$1.77 billion<sup>21</sup> in federal funding from three programs during the audit period.</p> <p>Auditors reviewed the Department's fiscal monitoring plan over all three programs which required site visits at 20 PSUs. However, auditors found that the Department did not complete site visits for 10 (50%) PSUs that received \$34.1 million<sup>22</sup> in funding.</p> <p>Inadequate monitoring increases the risk that federal funds may not be used in accordance with the federal requirements, which may reduce the funding available for addressing the impacts of the COVID-19 pandemic on public education and providing services to public educators to improve student academic achievement.</p> <p>According to Department management, monitoring activities could not be completed as originally planned due to prioritizing other activities such as assisting external agencies with investigations of PSU's and performing additional work related to closeout reviews for multiple Charter Schools that closed during the year. Furthermore, staffing issues continued to be a concern and vacancies required management to prioritize the investigations and Charter School closings over fiscal monitoring.</p>

<sup>21</sup> During the audit period, the Department awarded \$1.68 billion in Education Stabilization Fund – Elementary and Secondary School Emergency Relief (ESSER) funds, \$37.23 million in Governor's Emergency Education Relief (GEER) funds, and \$54.45 million in Supporting Effective Instruction (SEI) funds to PSUs.

<sup>22</sup> \$29.9 million in ESSER funds, \$0.7 million in GEER funds, and \$3.5 million in SEI funds.

**84.367 SUPPORTING EFFECTIVE INSTRUCTION STATE GRANTS** (continued)**III. Federal Award Findings and Questioned Costs**

U.S. Department of Education

N.C. Department of Public Instruction

For the Fiscal Year Ended June 30, 2022

Type of Finding/ Questioned Costs	Findings and Recommendations
	<p>Federal regulations<sup>23</sup> require the Department to monitor the activities of the subrecipient as necessary to ensure that the subaward is used for authorized purposes in compliance with federal statutes, regulations, and the terms and conditions of the subaward, and that subaward performance goals are achieved.</p> <p><i>Federal Award Information:</i> Federal Awarding Agency: U.S. Department of Education; Assistance Listing Number (title): 84.425C (Governor's Emergency Education Relief Fund); Federal Award Identification Numbers (award periods): S425C200034 (COVID-19) (June 1, 2020 - September 30, 2021) and S425C210034 (COVID-19) (January 8, 2021 - September 30, 2022).</p> <p><i>Federal Award Information:</i> Federal Awarding Agency: U.S. Department of Education; Assistance Listing Number (title): 84.425D (Elementary and Secondary School Emergency Relief Fund); Federal Award Identification Numbers (award periods): S425D200037 (COVID-19) (May 11, 2020 - September 30, 2021) and S425D210037 (COVID-19) (January 5, 2021 - September 30, 2022).</p> <p><i>Federal Award Information:</i> Federal Awarding Agency: U.S. Department of Education; Assistance Listing Number (title): 84.425U (American Rescue Plan - Elementary and Secondary School Emergency Relief Fund); Federal Award Identification Number (award period): S425U210037 (COVID-19) (March 24, 2021 - September 30, 2023).</p> <p><i>Federal Award Information:</i> Federal Awarding Agency: U.S. Department of Education; Assistance Listing Number (title): 84.367 (Supporting Effective Instruction State Grants); Federal Award Identification Number (award period): S367A210032 (July 1, 2021 - September 30, 2022).</p> <p><i>Recommendation:</i> Department management should review and revise monitoring procedures as necessary in response to changes in operations.</p> <p>In addition, Department management should prioritize the development of a contingency plan to ensure monitoring is completed when employee turnover occurs.</p> <p><i>Views of Responsible Officials of the Auditee:</i> The Department of Public Instruction (DPI) concurs with the finding and recommendation. As noted in the finding, ongoing investigations involving external agencies and reviews requiring expanded scope have demanded significantly more time than anticipated by any of the parties involved. Some of this work is ongoing and will continue to impact</p>

<sup>23</sup> 2 CFR 200.332(d).

**84.367    SUPPORTING EFFECTIVE INSTRUCTION STATE GRANTS** (continued)

**III. Federal Award Findings and Questioned Costs**

U.S. Department of Education  
N.C. Department of Public Instruction  
For the Fiscal Year Ended June 30, 2022

Type of Finding/ Questioned Costs	Findings and Recommendations
	<p>fiscal monitoring work for the Monitoring and Compliance section within the Office of School Business Services.</p> <p>Other factors impacted the ability of Monitoring and Compliance to complete fiscal monitoring reviews during fiscal year 2022, including staffing issues and multiple Charter School closings, which added complexity to the closure workload and necessitated additional resources. Staffing has been an issue at DPI, but also within the PSUs (Public School Units) selected for monitoring. Vacancies and turnover within PSU positions such as CFO and Director of Federal Programs, resulted in delays throughout the monitoring process.</p> <p>The complexity of various Pandemic Relief funding streams has burdened other agencies with additional audit procedures which required interaction with the monitoring team as they serve as a conduit for other state agencies unfamiliar with PSUs. Monitoring and Compliance serves in this role to lessen the burden and help to facilitate audit work.</p>



**84.425C EDUCATION STABILIZATION FUND – GOVERNOR’S EMERGENCY EDUCATION RELIEF FUND**

**III. Federal Award Findings and Questioned Costs**

U.S. Department of Education  
N.C. Department of Public Instruction  
For the Fiscal Year Ended June 30, 2022

	Type of Finding/ Questioned Costs	Findings and Recommendations
2022-010	Subrecipient <u>Monitoring:</u>  Material Weakness  Material Noncompliance	<u>Incomplete Monitoring</u>  The Department of Public Instruction (Department) did not complete all planned monitoring activities for 329 public school units (PSUs) that received \$1.77 billion in federal funding from three programs during the audit period. See finding 2022-009 for a description.

**84.425D EDUCATION STABILIZATION FUND – ELEMENTARY AND SECONDARY SCHOOL EMERGENCY RELIEF FUND****III. Federal Award Findings and Questioned Costs**

U.S. Department of Education

N.C. Department of Public Instruction

For the Fiscal Year Ended June 30, 2022

	Type of Finding/ Questioned Costs	Findings and Recommendations
2022-011	<u>Reporting:</u>  Material Weakness  Material Noncompliance	<u>Errors in FFATA Reporting</u>  The Department of Public Instruction (Department) did not submit complete, accurate, and timely Federal Funding Accountability and Transparency Act (FFATA) reporting for the Education Stabilization Fund - Elementary and Secondary School Emergency Relief (ESSER) and Supporting Effective Instruction (SEI) programs. See finding 2022-008 for a description.  <b>This finding was previously reported in the 2021 Statewide Single Audit as finding number 2021-015.</b>
2022-012	<u>Subrecipient Monitoring:</u>  Material Weakness  Material Noncompliance	<u>Incomplete Monitoring</u>  The Department of Public Instruction (Department) did not complete all planned monitoring activities for 329 public school units (PSUs) that received \$1.77 billion in federal funding from three programs during the audit period. See finding 2022-009 for a description.  <b>This finding was previously reported in the 2021 Statewide Single Audit as finding number 2021-016.</b>

**84.425U EDUCATION STABILIZATION FUND – AMERICAN RESCUE PLAN – ELEMENTARY AND SECONDARY SCHOOL EMERGENCY RELIEF****III. Federal Award Findings and Questioned Costs**

U.S. Department of Education

N.C. Department of Public Instruction

For the Fiscal Year Ended June 30, 2022

	Type of Finding/ Questioned Costs	Findings and Recommendations
2022-013	<u>Reporting:</u>  Material Weakness  Material Noncompliance	<u>Errors in FFATA Reporting</u>  The Department of Public Instruction (Department) did not submit complete, accurate, and timely Federal Funding Accountability and Transparency Act (FFATA) reporting for the Education Stabilization Fund - Elementary and Secondary School Emergency Relief (ESSER) and Supporting Effective Instruction (SEI) programs. See finding 2022-008 for a description.
2022-014	<u>Subrecipient Monitoring:</u>  Material Weakness  Material Noncompliance	<u>Incomplete Monitoring</u>  The Department of Public Instruction (Department) did not complete all planned monitoring activities for 329 public school units (PSUs) that received \$1.77 billion in federal funding from three programs during the audit period. See finding 2022-009 for a description.

**93.268 IMMUNIZATION COOPERATIVE AGREEMENTS****III. Federal Award Findings and Questioned Costs**

U.S. Department of Health and Human Services

N.C. Department of Health and Human Services

For the Fiscal Year Ended June 30, 2022

Type of Finding/ Questioned Costs		Findings and Recommendations
2022-015	Activities Allowed or Unallowed	<u>Immunization Funds Used for Unallowable Activities</u>
	Significant Deficiency	The Department of Health and Human Services (Department) incorrectly used \$127,676 of Immunization Cooperative Agreements (Immunization) program funds. During the audit period, the Department spent \$101.2 million in Immunization funds to establish and maintain health services programs for vaccine-preventable diseases.
	Allowable Cost/ <u>Cost Principles:</u>	
	Significant Deficiency	The Department entered into contracts with vendors and subrecipients (collectively called agreements), to administer the Immunization program. Auditors tested 26 <sup>24</sup> of the 145 agreements that had expenditures totaling \$13.3 million and found one (4%) agreement that used the funds on activities not allowed by the Immunization program.
	Questioned Cost Finding	
	\$127,676	As a result, the \$127,626 is considered questioned costs <sup>25</sup> and the Department may be required to pay the funds back to the federal government. In addition, the funds could have been used on activities that help control the spread of infectious diseases through immunization.
		According to Department management, unallowable activities were charged to the Immunization program because a purchase order was mistakenly issued using the incorrect funding source and it was not detected during the review and approval process.
		Federal regulations <sup>26</sup> require Immunization program funds be used by states to assist them in meeting the costs of establishing and maintaining preventive health service programs.
		In addition, federal regulations <sup>27</sup> require costs to be necessary and reasonable; authorized; adequately documented, and consistent with the program regulations that apply to the federal award.
		<i>Federal Award Information:</i> Federal Awarding Agency: U.S. Department of Health and Human Services; Assistance Listing Number (title): 93.268

<sup>24</sup> The 26 items that were reviewed included three that were deemed individually important. These items were removed from the population and tested 100%. The other 23 items were selected from the remaining population. The identified error was one of the three individually important items.

<sup>25</sup> 2 CFR.200.516(a)(3) requires auditors to report known questioned costs that are greater than \$25,000 for a type of compliance requirement for a major program.

<sup>26</sup> 42 USC 247b(a).

<sup>27</sup> 45 CFR 75.403.

**93.268 IMMUNIZATION COOPERATIVE AGREEMENTS** (continued)**III. Federal Award Findings and Questioned Costs**

U.S. Department of Health and Human Services

N.C. Department of Health and Human Services

For the Fiscal Year Ended June 30, 2022

Type of Finding/ Questioned Costs	Findings and Recommendations
	<p>(Immunization Cooperation Agreements); Federal Award Identification Number (award period): 6NH231P922624 (COVID-19) (July 1, 2019 - June 30, 2024).</p> <p><i>Recommendation:</i> Department management should ensure that staff responsible for reviewing and approving program spending have a clear understanding of the funding sources that can be used.</p> <p><i>Views of Responsible Officials of the Auditee:</i> The Department agrees with this finding regarding the SFY 22 audit of Immunization funds that found that \$127,626 was expended against the Immunization grant for consulting services in error. These expenditures were reclassified in September 2022 (SFY 23), which is after the audit period.</p> <p>The Department, in responding to a once-in-a-lifetime, global pandemic, was engaged in multiple cross-departmental functions and activities; including contracts necessary to address the needs of the state throughout the pandemic. This included a significant number of contracts and purchases which had to be completed very quickly. We will ensure that staff responsible for reviewing and approving program spending have a clear understanding of the funding sources that can be used.</p>
2022-016 <u>Reporting:</u>  Significant Deficiency	<p><u>Errors in FFATA Reporting</u></p> <p>The Department of Health and Human Services (Department) did not report complete and accurate subaward information for some subrecipients of the Immunization Cooperative Agreements grant to the Federal Funding Accountability and Transparency Act (FFATA) Subaward Reporting System (FSRS).</p> <p>Auditors reviewed all 186 subawards totaling \$42.9 million that were required to be reported to the FSRS during the audit period and found the following errors:</p> <ul style="list-style-type: none"> <li>• 74 subawards totaling \$17.2 million were not reported at all.</li> <li>• Two subawards totaling \$200,419 were overreported by \$171,081 because they were reported with incorrect amounts.</li> </ul> <p>The FFATA was enacted to help reduce wasteful spending in government by empowering every American citizen with the ability to hold the government accountable for each spending decision. When subaward information is not reported to the FSRS or when it is reported incorrectly, citizens do not have</p>

**93.268 IMMUNIZATION COOPERATIVE AGREEMENTS** (continued)**III. Federal Award Findings and Questioned Costs**

U.S. Department of Health and Human Services

N.C. Department of Health and Human Services

For the Fiscal Year Ended June 30, 2022

Type of Finding/ Questioned Costs	Findings and Recommendations
	<p>complete and accurate information about how federal funds are being used in their communities.</p> <p>According to Department management, the incomplete and inaccurate reporting occurred because staff prioritized vaccine allocation, distribution, and utilization over FFATA reporting requirements.</p> <p>The FFATA<sup>28</sup> requires direct recipients of grants or cooperative agreements to report first-tier subawards of \$30,000 or more to the FSRS.</p> <p><i>Federal Award Information:</i> Federal Awarding Agency: U.S. Department of Health and Human Services; Assistance Listing Number (title): 93.268 (Immunization Cooperative Agreements) Federal Award Identification Numbers (award periods): 6NH23IP922624 (COVID-19) (July 1, 2019 – June 20, 2024) and 5NH23IP922624-03 (July 1, 2021 – June 30, 2022).</p> <p><i>Recommendation:</i> Department management should develop a contingency plan to ensure FFATA reporting is completed and reviewed for accuracy when priorities need to be shifted to meet other demands.</p> <p><i>Views of Responsible Officials of the Auditee:</i> The Department agrees with the finding and is developing plans to ensure accurate and complete reporting in accordance with the Federal Funding Accountability and Transparency Act (FFATA), specifically during times of business disruption such as a public health emergency.</p> <p>Division of Public Health (DPH) staff were responding to a once-in-a-lifetime, global pandemic and were engaged in the largest mass vaccination efforts in modern public health history. The goal of the DPH Immunization Branch was to implement the COVID-19 Vaccination Program as a critical component to reduce COVID-19-related illnesses, hospitalizations, and deaths and to help restore societal functioning. As such, incomplete reporting occurred because DPH prioritized its limited staff and resources on vaccine allocation, distribution, and utilization over FFATA reporting requirements. Vaccines are one of the greatest success stories in public health and the COVID-19 vaccine is still a critical component of the United States' strategy to address the COVID-19 pandemic.</p>

<sup>28</sup> 2 CFR 170 Appendix A.

**93.558 TEMPORARY ASSISTANCE FOR NEEDY FAMILIES****III. Federal Award Findings and Questioned Costs**

U.S. Department of Health and Human Services

N.C. Department of Health and Human Services

For the Fiscal Year Ended June 30, 2022

Type of Finding/ Questioned Costs		Findings and Recommendations
2022-017	<u>Eligibility:</u>	<u>Deficiencies in the TANF Eligibility Determination Process</u>
	Significant Deficiency	
	Questioned Cost Finding	
	\$4,935	The Department of Health and Human Services (Department) paid Temporary Assistance for Needy Families (TANF) benefits <sup>29</sup> to ineligible families based on inaccurate and inadequately documented eligibility determinations. During the audit period, approximately 56,600 families received \$129.3 million in TANF benefits.
	2101NCTANF - \$1,955	The task of determining eligibility for the TANF program has been delegated to the county departments of social services (DSS). <sup>30</sup> However, the Department was responsible for ensuring compliance with the eligibility requirements, establishing eligibility determination policies, maintaining NC FAST <sup>31</sup> , and facilitating training.
	2201NCTANF - \$2,980	
		Auditors redetermined eligibility for a sample of 93 families that had benefits totaling \$212,647 paid to or on their behalf during the audit period. Auditors found two (2.2%) families to be ineligible for cash assistance during the coverage period. Payments totaling \$4,935 were paid to these ineligible families.
		In addition to the eligibility errors noted above, auditors also identified 10 families whose income calculations were inaccurate or whose case files were missing some of the required eligibility documentation. Examples of missing information included kinship verifications, required child custody statements, and online verification documentation. However, when auditors redetermined eligibility using the correct information, the families were found to be eligible.
		As a result, there is an increased cost to the TANF program, and the funds could have been used to provide benefits to other eligible families. Even though the tests identified only \$4,935 that was paid to the ineligible families, if tests were extended to the entire population, questioned costs could be greater than \$25,000. <sup>32</sup>
		According to Department management, the errors occurred because of inaccurate application of established eligibility policies by the county DSS staff.

<sup>29</sup> TANF benefits include cash assistance paid directly to eligible families and childcare subsidy assistance paid directly to childcare providers on behalf of eligible families.

<sup>30</sup> North Carolina General Statute 108A-27.6(a)(2).

<sup>31</sup> The North Carolina Families Accessing Services Through Technology (NC FAST) is the eligibility system used in the TANF program.

<sup>32</sup> 2 CFR 200.516(a)(3) requires auditors to report known questioned costs when likely questioned costs are greater than \$25,000 for a type of compliance requirement for a major program.

**93.558 TEMPORARY ASSISTANCE FOR NEEDY FAMILIES** (continued)**III. Federal Award Findings and Questioned Costs**

U.S. Department of Health and Human Services

N.C. Department of Health and Human Services

For the Fiscal Year Ended June 30, 2022

	Type of Finding/ Questioned Costs	Findings and Recommendations
		<p>Federal regulations<sup>33</sup> state that recipients are only eligible if they meet the requirements of a financially needy family with children. Further, state eligibility manuals<sup>34</sup> require documentation to support eligibility determinations.</p> <p><i>Federal Award Information:</i> Federal Awarding Agency: U.S. Department of Health and Human Services; Assistance Listing Number (title): 93.558 (Temporary Assistance for Needy Families); Federal Award Identification Numbers (award periods): 2101NCTANF (October 1, 2020 - September 30, 2022) and 2201NCTANF (October 1, 2021 - September 30, 2023).</p> <p><i>Recommendation:</i> Department management should analyze each error to specifically identify why the errors occurred and develop additional training for county DSS staff or establish other procedures as necessary to prevent future errors from occurring.</p> <p><i>Views of Responsible Officials of the Auditee:</i> Management agrees with this finding and will implement a correction action plan to appropriately assess the issue.</p>
2022-018	<p><u>Reporting:</u></p> <p>Significant Deficiency</p>	<p><u>FFATA Reporting Not Completed</u></p> <p>The Department of Health and Human Services (Department) did not complete the Federal Funding Accountability and Transparency Act (FFATA) reporting for the Temporary Assistance for Needy Families (TANF) program.</p> <p>Auditors reviewed all 270 subawards totaling \$166.8 million that were required to be reported to the FFATA Subaward Reporting System (FSRS) during the audit period and found that none were reported as required.</p> <p>The FFATA was enacted to help reduce wasteful spending in government by empowering every American citizen with the ability to hold the government accountable for each spending decision. When subaward information is not reported to the FSRS, citizens do not have complete and accurate information about how federal funds are being used in their communities.</p> <p>The TANF subawards were administered by two divisions within the Department and according to Department management,</p> <ul style="list-style-type: none"> <li>The Division of Social Services (DSS) did not complete the FFATA</li> </ul>

<sup>33</sup> 42 USC 601.<sup>34</sup> North Carolina Work First Manual.



**93.558 TEMPORARY ASSISTANCE FOR NEEDY FAMILIES** (continued)**III. Federal Award Findings and Questioned Costs**

U.S. Department of Health and Human Services

N.C. Department of Health and Human Services

For the Fiscal Year Ended June 30, 2022

Type of Finding/ Questioned Costs	Findings and Recommendations
	<p>reporting for 182 subawards totaling \$98.5 million because significant turnover during the audit period reduced the number of staff available to carry out the FFATA reporting requirements.</p> <ul style="list-style-type: none"> <li>The Division of Child Development and Early Education (DCDEE) did not complete the FFATA reporting for the remaining 88 subawards totaling \$68.3 million because there was a misunderstanding as to who was responsible for completing the FFATA reporting.</li> </ul> <p>The FFATA<sup>35</sup> requires direct recipients of grants or cooperative agreements to report first-tier subawards of \$30,000 or more to the FSRS.</p> <p><i>Federal Award Information:</i> Federal Awarding Agency: U.S. Department of Health and Human Services; Assistance Listing Number (title): 93.558 (Temporary Assistance for Needy Families); Federal Award Identification Numbers (award periods): 2101NCTANF (October 1, 2020 – September 30, 2022) and 2201NCTANF (October 1, 2021 – September 30, 2023).</p> <p><i>Recommendation:</i> Department management should prioritize the development of a contingency plan to ensure FFATA reporting is completed when employee turnover occurs.</p> <p>Additionally, Department management should provide clear guidance about FFATA reporting responsibilities to all Department divisions.</p> <p><i>Views of Responsible Officials of the Auditee:</i> The Department agrees with the finding and is prioritizing the development of plans to ensure FFATA reporting compliance.</p>
2022-019 <u>Reporting:</u>  Significant Deficiency	<p><u>Inaccurate TANF Data on Families Was Submitted to the Federal Government</u></p> <p>The Department of Health and Human Services (Department) submitted inaccurate Temporary Assistance for Needy Families (TANF) data to the U.S. Department of Health and Human Services' Administration for Children and Families (ACF). During the reporting period,<sup>36</sup> approximately 10,600 families received approximately \$26.3 million in cash assistance from the TANF program.</p>

<sup>35</sup> 2 CFR 170 Appendix A.<sup>36</sup> Federal fiscal year 2021 (October 1, 2020 through September 30, 2021).

**93.558 TEMPORARY ASSISTANCE FOR NEEDY FAMILIES** (continued)**III. Federal Award Findings and Questioned Costs**

U.S. Department of Health and Human Services

N.C. Department of Health and Human Services

For the Fiscal Year Ended June 30, 2022

Type of Finding/ Questioned Costs	Findings and Recommendations
	<p>Auditors tested a sample of case files for 60 families from the quarterly performance reports that were submitted for the reporting period and found 10 (17%) cases where the number of months the participant received assistance was reported incorrectly.</p> <p>In addition, the Department over-reported the total number of families receiving assistance by approximately 2,900 (27%) families.</p> <p>The Department's failure to submit accurate data could lead to penalties. A penalty of 4%<sup>37</sup> of the adjusted State Family Assistance Grant (SFAG)<sup>38</sup> can be imposed for each quarter the Department fails to submit an accurate, complete, and timely report. Based on the federal fiscal year 2021 SFAG, the penalty could be up to \$10.2 million.</p> <p>Furthermore, inaccurate data could impact the Department's Work Participation Rate<sup>39</sup> (WPR) calculation. The data collected in the quarterly performance report is used by ACF to determine whether the Department achieved the WPR. Failure to achieve the WPR could also result in additional penalties.</p> <p>According to Department management, the quarterly performance reports submitted for federal fiscal year 2021 were not accurate due to a programming code error as well as programming code changes needed after the transition to NC FAST<sup>40</sup>, which occurred in state fiscal year 2015. The Division of Social Services (DSS)<sup>41</sup> is aware of the code changes needed and has been working with the Department's NC FAST and IT staff to correct coding, criteria, and conversion issues related to the transition to NC FAST. However, they were unable to resolve all issues before submitting the federal fiscal year 2021 reports.</p> <p>Federal regulations<sup>42</sup> require the Department to submit quarterly performance reports with data on the families receiving TANF assistance.</p>

<sup>37</sup> 45 CFR 262.1 (a)(3).<sup>38</sup> The SFAG is the fixed amount of the federal TANF funding for the state. The adjusted SFAG for federal fiscal year 2021 was \$253,766,744 per the September 30, 2021 TANF financial report (form ACF-196R).<sup>39</sup> The WPR is a measure of how well a state succeeds in helping work-eligible individuals find work activities during a fiscal year. A state must meet an overall and a two-parent participation requirement.<sup>40</sup> The North Carolina Families Assessing Services Through Technology (NC FAST) is the eligibility system used for the TANF program and holds all of the underlying data about families that receive TANF Assistance.<sup>41</sup> DSS is the division within the Department that is responsible for administering the TANF program.<sup>42</sup> 45 CFR 265.3.

**93.558 TEMPORARY ASSISTANCE FOR NEEDY FAMILIES** (continued)**III. Federal Award Findings and Questioned Costs**

U.S. Department of Health and Human Services

N.C. Department of Health and Human Services

For the Fiscal Year Ended June 30, 2022

Type of Finding/ Questioned Costs	Findings and Recommendations
	<p><i>Federal Award Information:</i> Federal Awarding Agency: U.S. Department of Health and Human Services; Assistance Listing Number (title): 93.558 Temporary Assistance for Needy Families; Federal Award Identification Number (award period): 2101NCTANF (October 1, 2020 – September 30, 2022).</p> <p><i>Recommendation:</i> Department management should continue working with the NC FAST and IT staff to identify and correct unresolved programming code issues to ensure accurate reports are submitted.</p> <p>In addition, until the programming code issues are resolved, Department management should design and implement alternative procedures to ensure accurate data is reported.</p> <p><i>Views of Responsible Officials of the Auditee:</i> Management agrees with this finding. The inaccurate reporting of a recipient's number of months received is a known issue and is a result of coding changes needed after the transition to NC FAST. NC FAST has created a 60 Month Time Clock table to capture this data, and the division is aware of the coding changes needed to use this table for reporting. This coding change is already on the ACF-199 project list, but was unable to be completed prior to the submission of the FFY 21 data. The inaccurate reporting regarding the number of families was due to a programming code error in which cases were not deduplicated for each report month. The incorrect code has been identified and will be corrected to ensure cases are only counted once per month.</p>

**93.667 SOCIAL SERVICES BLOCK GRANT****III. Federal Award Findings and Questioned Costs**

U.S. Department of Health and Human Services

N.C. Department of Health and Human Services

For the Fiscal Year Ended June 30, 2022

	Type of Finding/ Questioned Costs	Findings and Recommendations
2022-020	<u>Reporting:</u>  Significant Deficiency	<p data-bbox="553 579 943 604"><u>FFATA Reporting Not Completed</u></p> <p data-bbox="553 642 1479 737">The Department of Health and Human Services (Department) did not complete the Federal Funding Accountability and Transparency Act (FFATA) reporting for the Social Services Block Grant (SSBG).</p> <p data-bbox="553 762 1479 856">Auditors reviewed all 240 subawards totaling \$55.7 million that were required to be reported to the FFATA Subaward Reporting System (FSRS) during the audit period and found that none were reported as required.</p> <p data-bbox="553 882 1479 1035">The FFATA was enacted to help reduce wasteful spending in government by empowering every American citizen with the ability to hold the government accountable for each spending decision. When subaward information is not reported to the FSRS, citizens do not have complete and accurate information about how federal funds are being used in their communities.</p> <p data-bbox="553 1060 1479 1121">The SSBG subawards were administered by two divisions within the Department and according to Department management,</p> <ul data-bbox="602 1146 1479 1423" style="list-style-type: none"> <li data-bbox="602 1146 1479 1276">• The Division of Social Services (DSS) did not complete the FFATA reporting for 230 subawards totaling \$41.3 million because significant turnover during the audit period reduced the number of staff available to carry out the FFATA reporting requirements.</li> <li data-bbox="602 1297 1479 1423">• The Division of Mental Health, Developmental Disabilities and Substance Abuse Services (DMH/DD/SAS) did not complete the FFATA reporting for the remaining 10 subawards totaling \$14.4 million due to essential staff turnover across the Division.</li> </ul> <p data-bbox="553 1449 1479 1509">The FFATA<sup>43</sup> requires direct recipients of grants or cooperative agreements to report first-tier subawards of \$30,000 or more to the FSRS.</p> <p data-bbox="553 1535 1479 1688"><i>Federal Award Information:</i> Federal Awarding Agency: U.S. Department of Health and Human Services; Assistance Listing Number (title): 93.667 (Social Services Block Grant); Federal Award Identification Numbers (award periods): 2101NCSOSR (October 1, 2020 – September 30, 2022) and 2201NCSOSR (October 1, 2021 - September 30, 2023).</p> <p data-bbox="553 1713 1479 1799"><i>Recommendation:</i> Department management should prioritize the development of a contingency plan to ensure FFATA reporting is completed when employee turnover occurs.</p>

<sup>43</sup> 2 CFR 170 Appendix A.

**93.667 SOCIAL SERVICES BLOCK GRANT** (continued)**III. Federal Award Findings and Questioned Costs**

U.S. Department of Health and Human Services

N.C. Department of Health and Human Services

For the Fiscal Year Ended June 30, 2022

	Type of Finding/ Questioned Costs	Findings and Recommendations
		<i>Views of Responsible Officials of the Auditee:</i> The Department agrees with the finding and is prioritizing the development of plans to ensure FFATA reporting compliance.
2022-021	Subrecipient Monitoring:  Significant Deficiency	<p data-bbox="553 705 971 737"><u>Inadequate Subrecipient Monitoring</u></p> <p data-bbox="553 768 1489 863">The Department of Health and Human Services (Department) did not adequately monitor subrecipients<sup>44</sup> that received \$57.5 million in Social Services Block Grant (SSBG) funds during the audit period.</p> <p data-bbox="553 894 1489 1041">SSBG is administered by three divisions<sup>45</sup> within the Department and each division is responsible for monitoring the subrecipients that received SSBG funds. Auditors reviewed the monitoring activities over 28 of the 63 subrecipients and found that no monitoring was completed for 7 (25%) subrecipients that received \$3.6 million in SSBG funds.</p> <p data-bbox="553 1073 1489 1220">Inadequate monitoring increases the risk that federal funds may not be used in accordance with federal requirements, which may reduce the funding available for providing essential services to individuals and families that help reduce dependency and promote self-sufficiency, and protect children and adults from neglect, abuse, and exploitation.</p> <p data-bbox="553 1251 1489 1503">According to Department management, the seven subrecipients were not monitored because the Division of Mental Health, Developmental Disabilities, and Substance Abuse Services implemented a pause in monitoring the Local Management Entity/Managed Care Organizations (LME/MCO's) due to the coronavirus pandemic; however, management did not get approval from the federal oversight agency. In addition, vacancies in positions responsible for overseeing the monitoring process prevented management from developing alternative monitoring methods during the pause.</p> <p data-bbox="553 1535 1489 1652">Federal regulations<sup>46</sup> require the Department to monitor the activities of the subrecipient as necessary to ensure that the subaward is used for authorized purposes, in compliance with federal statutes, regulations, and the terms and conditions of the subaward; and that subaward performance goals are achieved.</p>

<sup>44</sup> Subrecipients are counties, Local Management Entity/Managed Care Organizations (LME/MCOs), and non-governmental entities that use SSBG funds to provide a variety of services for individuals and families.

<sup>45</sup> The Department provides SSBG funds to subrecipients through the following Divisions: Division of Social Services, Division of Aging and Adult Services, and the Division of Mental Health/Developmental Disabilities/Substance Abuse Services.

<sup>46</sup> 2 CFR 200.332(d).

**93.667 SOCIAL SERVICES BLOCK GRANT** (continued)**III. Federal Award Findings and Questioned Costs**

U.S. Department of Health and Human Services

N.C. Department of Health and Human Services

For the Fiscal Year Ended June 30, 2022

Type of Finding/ Questioned Costs	Findings and Recommendations
	<p><i>Federal Award Information:</i> Federal Awarding Agency: U.S. Department of Health and Human Services; Assistance Listing Number (title): 93.667 (Social Services Block Grant) Federal Award Identification Numbers (award periods): 2101NCSOSR (October 1, 2020 - September 30, 2022) and 2201NCSOSR (October 1, 2021 – September 30, 2023).</p> <p><i>Recommendation:</i> Department management should obtain federal agency oversight approval to deviate from required processes and procedures.</p> <p>In addition, Department management should establish contingency plans to ensure monitoring activities are completed during employee turnover.</p> <p><i>Views of Responsible Officials of the Auditee:</i> Management agrees with the finding and recommendation. The seven subrecipients were not monitored because the Division of Mental Health, Developmental Disabilities, and Substance Abuse Services prioritized support of the Department's ongoing response to the global COVID-19 pandemic (e.g., outreach, prevention, testing, vaccination). This resulted in a pause in monitoring the Local Management Entity/Managed Care Organizations (LME/MCO's); In addition, vacancies in positions responsible for overseeing the monitoring process prevented management from developing alternative monitoring methods during the pause.</p>

**93.778 MEDICAL ASSISTANCE PROGRAM****III. Federal Award Findings and Questioned Costs**

U.S. Department of Health and Human Services

N.C. Department of Health and Human Services

For the Fiscal Year Ended June 30, 2022

	Type of Finding/ Questioned Costs	Findings and Recommendations
2022-022	<u>Activities Allowed or Unallowed:</u>	<u>Errors in Medicaid Billing and Payment Process</u>
	Significant Deficiency	The Department of Health and Human Services (Department) made overpayments to Medicaid providers during the fiscal year ended June 30, 2022. During that period, the Department processed more than 24 million original fee-for-service claims totaling \$8.1 billion in payments.
	<u>Allowable Costs/ Cost Principles:</u>	
	Significant Deficiency	Auditors tested the medical documentation for a sample of 151 <sup>47</sup> original fee-for-service claims totaling approximately \$19.0 million in payments and identified 14 (9.3%) claims that contained errors. Specifically:
	<u>Eligibility:</u>	
	Significant Deficiency	<ul style="list-style-type: none"> <li>Auditors were not able to test six (4.0%) claims because the providers failed to provide the medical documentation to support the services that were billed, resulting in overpayments totaling \$11,708 (federal share \$8,658).</li> </ul>
	Questioned Cost Finding	
	\$9,836	<ul style="list-style-type: none"> <li>The medical documentation provided for eight (5.3%) claims did not support the services billed by the provider, resulting in overpayments totaling \$1,469 (federal share \$1,085).</li> </ul>
	2105NC5MAP - \$56	
	2205NC5MAP - \$9,780	In addition, auditors recalculated the payments for 87 <sup>48</sup> original fee-for-service claims totaling approximately \$18.9 million and identified two (2.3%) maternity event claims that were reimbursed at the incorrect billing rate, resulting in net overpayments totaling \$125 (federal share \$93).
		As a result, there is an increased cost to the Medicaid program which is jointly financed by the state and federal government and is administered by the state. In addition, when providers do not provide access to medical documentation or do not maintain documentation to support the services billed, it increases the risk of improper payments for ineligible services.
		Even though the tests identified only \$13,302 in overpayments (federal share \$9,836), if tests were extended to the entire population, questioned costs could be greater than \$25,000 <sup>49</sup> and the Department may be required to pay the funds back to the federal government.

<sup>47</sup> The 151 items that were tested included 27 items that were deemed individually important. These items were tested 100% and removed from the population. The other 124 items were selected from the remaining population.

<sup>48</sup> The 87 claims that were recalculated included 27 items that were deemed individually important. These items were tested 100% and removed from the population. The other 60 items were selected from the remaining population.

<sup>49</sup> 2 CFR 200.516(a)(3) requires auditors to report known questioned costs when likely questioned costs are greater than \$25,000 for a type of compliance requirement for a major program.

**93.778 MEDICAL ASSISTANCE PROGRAM** (continued)**III. Federal Award Findings and Questioned Costs**

U.S. Department of Health and Human Services

N.C. Department of Health and Human Services

For the Fiscal Year Ended June 30, 2022

Type of Finding/ Questioned Costs	Findings and Recommendations
	<p>According to Department management, there were several reasons for the errors:</p> <ul style="list-style-type: none"> <li>Providers did not respond to several requests by the Division of Health Benefits<sup>50</sup> to provide the medical documentation for audit purposes.</li> <li>Providers did not document and/or maintain adequate medical records to support the services billed in the claim.</li> <li>The maternity event claims were reimbursed at the incorrect billing rate because the Department did not provide rate changes to General Dynamics Information Technology (GDIT)<sup>51</sup> to update the claims processing system.<sup>52</sup></li> </ul> <p>Federal regulations<sup>53</sup> require costs to be adequately documented and consistent with program regulations that apply to the federal award. In addition, providers sign an agreement<sup>54</sup> that requires them to maintain records disclosing the extent of services furnished to recipients and, on request, furnish the records to the Department.</p> <p>Furthermore, North Carolina General Statute 108C-11 requires providers to cooperate with all announced and unannounced audits. Providers who fail to grant prompt and reasonable access or who fail to timely provide specifically designated documentation to the Department may be terminated from the North Carolina Medicaid program.</p> <p><b>This finding was previously reported in the 2021 Statewide Single Audit as finding number 2021-021.</b></p> <p><i>Federal Award Information:</i> Federal Awarding Agency: U.S. Department of Health and Human Services; Assistance Listing Number (title): 93.778 (Medical Assistance Program); Federal Award Identification Numbers (award periods): 2105NC5MAP (October 1, 2020 – September 30, 2021) and 2205NC5MAP (October 1, 2021 – September 30, 2022).</p>

<sup>50</sup> The Division of Health Benefits is the division within the Department responsible for administering the Medicaid program.

<sup>51</sup> GDIT is the state's Medicaid claims processing contractor.

<sup>52</sup> NCTracks is the Department's multi-payer Medicaid management information system. Providers use NCTracks to submit claims for payment.

<sup>53</sup> 2 CFR 200.403.

<sup>54</sup> In accordance with 42 CFR 431.107.



**93.778 MEDICAL ASSISTANCE PROGRAM** (continued)**III. Federal Award Findings and Questioned Costs**

U.S. Department of Health and Human Services

N.C. Department of Health and Human Services

For the Fiscal Year Ended June 30, 2022

Type of Finding/ Questioned Costs	Findings and Recommendations
	<p><i>Recommendation:</i> Department management should determine if the failure to submit medical documentation should result in the providers' termination or suspension from participation in the Medicaid program.</p> <p>In addition, Department management should analyze each error and follow-up on the overpaid claims to specifically identify corrective action such as further education of providers and recoupment of costs.</p> <p>Lastly, Department management should work with GDIT to get the claims processing system updated with the correct rates so that the impacted claims can be reprocessed.</p> <p><i>Views of Responsible Officials of the Auditee:</i> The Division of Health Benefits (DHB) agrees with this finding. DHB is dedicated to claims payment accuracy and continues to work with providers to minimize errors in the claims payment process. DHB will analyze each error and take immediate and appropriate corrective action, including recouping any identified overpayments and emphasizing provider education where necessary. A Tentative Notice of Decision (TND) will be sent to each provider to recoup any overpayment identified. Providers who failed to submit documentation as requested will be reviewed and appropriate corrective action will be taken. DHB will also conduct a six-month post payment review of these providers' fee-for-service paid claims to determine if errors are recurring.</p>
2022-023 <u>Eligibility:</u> Significant Deficiency Questioned Cost Finding \$695 2105NC5MAP - \$9 2205NC5MAP - \$686	<p><u>Deficiencies in the Medicaid Eligibility Determination Process</u></p> <p>The Department of Health and Human Services (Department) made Medical Assistance Program (Medicaid) payments to providers based on inaccurate and inadequately documented eligibility determinations. During the audit period, approximately 2.2 million beneficiaries received \$17.6 billion in Medicaid benefits.</p> <p>The task of determining eligibility for the Medicaid program has been delegated to the county departments of social services (DSS).<sup>55</sup> However, the Department was responsible for ensuring compliance with the eligibility requirements.</p>

<sup>55</sup> North Carolina General Statute 108A-25(b).

**93.778 MEDICAL ASSISTANCE PROGRAM** (continued)**III. Federal Award Findings and Questioned Costs**

U.S. Department of Health and Human Services

N.C. Department of Health and Human Services

For the Fiscal Year Ended June 30, 2022

Type of Finding/ Questioned Costs	Findings and Recommendations
	<p>Auditors redetermined eligibility for a sample of 147 beneficiaries<sup>56</sup> that had benefits totaling \$38 million paid on their behalf during the audit period and found two (1.36%) eligibility errors. Specifically:</p> <ul style="list-style-type: none"> <li>One (0.68%) beneficiary was determined eligible for the incorrect Medicaid group,<sup>57</sup> and received services during the coverage period they were not entitled to receive. Payments for those services totaling \$846 (federal share \$627) were paid on behalf of this beneficiary.</li> <li>One (0.68%) beneficiary was found to be ineligible for a portion of the coverage period due to inaccurate eligibility calculations. Payments totaling \$92 (federal share \$68) were paid on behalf of this beneficiary during the ineligible portion of the coverage period.</li> </ul> <p>In addition to the eligibility errors noted above, auditors also identified 32 beneficiaries whose case files were either missing required eligibility documentation, such as self-employment verification, or inaccurate calculations and household composition were used or were missing a completed recertification. However, when auditors redetermined eligibility using the correct information, the beneficiaries were found to be eligible. Beneficiaries continued to receive benefits without a completed recertification because of the ongoing coronavirus public health emergency.</p> <p>As a result, there is an increased cost for the Medicaid Program for both the state and federal government. The program is jointly financed by these two governments, and is administered by the state. Even though the tests identified only \$938 in overpayments (federal share \$695), if tests were extended to the entire population, questioned costs could be greater than \$25,000.<sup>58</sup></p> <p>Although \$938 resulted from the errors identified, the amount of Medicaid funds paid on behalf of ineligible beneficiaries is likely greater. Self-attestation by applicants is accepted for certain elements of the Modified Adjusted Gross Income methodology of determining eligibility.<sup>59</sup> Further verification or documentation is not required. Auditors tested participant eligibility using the</p>

<sup>56</sup> The 147 items that were redetermined included 23 items that were deemed individually important. These items were tested 100% and removed from the population. The other 124 items were selected from the remaining population.

<sup>57</sup> Once eligibility has been determined, beneficiaries are placed into groups; the one error identified in our sample was placed into the Medicaid to Families with Dependent Children (MAF-C) group instead of the Family Planning (MAF-D) group and beneficiaries in the MAF-C group are entitled to receive services that are beyond those in the MAF-D group.

<sup>58</sup> 2 CFR 200.516(a)(3) requires auditors to report known questioned costs when likely questioned costs are greater than \$25,000 for a type of compliance requirement for a major program.

<sup>59</sup> Approximately \$7.1 billion, or 40%, of total Medicaid payments were for beneficiaries whose eligibility was determined using the MAGI methodology.

**93.778 MEDICAL ASSISTANCE PROGRAM** (continued)**III. Federal Award Findings and Questioned Costs**

U.S. Department of Health and Human Services

N.C. Department of Health and Human Services

For the Fiscal Year Ended June 30, 2022

Type of Finding/ Questioned Costs	Findings and Recommendations
	<p>documentation contained in the case files, which includes self-attested data that could not be verified by the auditors.</p> <p>According to Department management, the errors occurred because of inaccurate application of established eligibility policies by the county DSS staff. The county DSS staff utilize NC FAST<sup>60</sup> to input data and make eligibility determinations; however, the Department is responsible for establishing the eligibility determination policies, maintaining NC FAST, and facilitating training.</p> <p>Federal regulations<sup>61</sup> require that the Department, or its designee, determine eligibility for all individuals applying for or receiving benefits in accordance with eligibility requirements defined in the approved state plan.</p> <p>Further, federal regulations<sup>62</sup> require that documentation be obtained as needed to determine if a beneficiary meets specific income standards and documentation must be maintained to support eligibility determinations.</p> <p><b>This finding was previously reported in the 2021 Statewide Single Audit as finding number 2021-022.</b></p> <p><i>Federal Award Information:</i> Federal Awarding Agency: U.S. Department of Health and Human Services; Assistance Listing Number (title): 93.778 (Medical Assistance Program); Federal Award Identification Numbers (award periods): 2105NC5MAP (October 1, 2020 – September 30, 2021) and 2205NC5MAP (October 1, 2021 – September 30, 2022).</p> <p><i>Recommendation:</i> Department management should analyze each error to specifically identify why the errors occurred and develop additional training or establish other procedures as necessary to prevent future errors from occurring.</p> <p><i>Views of Responsible Officials of the Auditee:</i> The Department agrees with this finding. As required by the North Carolina Legislature, the Department has delegated the administration of Medicaid eligibility determinations to the 100 local county offices of the Division of Social Services (DSS). The Department provides the NC FAST system, issues eligibility policies, facilitates training and provides technical support to the county DSS' to enable their administration of eligibility determinations. Using the Centers for Medicare and Medicaid Services' (CMS) Payment Error Rate Measurement (PERM) standards as a</p>

<sup>60</sup> The North Carolina Families Accessing Services Through Technology (NC FAST) is the eligibility system used in the Medicaid Program.

<sup>61</sup> 42 CFR 431.10(b)(3).

<sup>62</sup> 42 CFR 435.

**93.778 MEDICAL ASSISTANCE PROGRAM** (continued)

**III. Federal Award Findings and Questioned Costs**

U.S. Department of Health and Human Services

N.C. Department of Health and Human Services

For the Fiscal Year Ended June 30, 2022

Type of Finding/ Questioned Costs	Findings and Recommendations
	model, the Department set an acceptable error rate of 3.2% for the accuracy of county eligibility determinations. The Department monitors the accuracy of each county's eligibility determinations and implements accuracy improvement plans as necessary. As part of the monitoring process, the Department engages with the counties to determine if adjustments are needed to policy, training facilitation or the NC FAST system. The Department has reviewed the specific errors identified in the audit and will take appropriate steps to correct the improper eligibility determinations.

**93.959 BLOCK GRANTS FOR THE PREVENTION AND TREATMENT OF SUBSTANCE ABUSE****III. Federal Award Findings and Questioned Costs**

U.S. Department of Health and Human Services

N.C. Department of Health and Human Services

For the Fiscal Year Ended June 30, 2022

	Type of Finding/ Questioned Costs	Findings and Recommendations
2022-024	<p data-bbox="329 579 521 632"><u>Allowable Costs/ Cost Principles:</u></p> <p data-bbox="329 653 521 705">Significant Deficiency</p> <p data-bbox="329 726 521 810">Matching, Level of Effort, <u>Earmarking:</u></p> <p data-bbox="329 831 521 884">Significant Deficiency</p> <p data-bbox="329 905 521 957">Questioned Cost Finding</p> <p data-bbox="329 978 521 999">\$84,279</p>	<p data-bbox="553 579 1481 611"><u>Funds Not Used on Primary Prevention Programs</u></p> <p data-bbox="553 642 1481 737">The Department of Health and Human Services (Department) did not allocate and use \$84,279 of Substance Abuse Block Grant (SABG) funds for primary prevention programs as required.</p> <p data-bbox="553 768 1481 884">During the federal award period, the Department was required to allocate and use \$9.1 million (20%) of the \$45.4 million received for SABG on primary prevention programs designed to reduce the risk of substance abuse. However, the Department only allocated and used 19.82%.</p> <p data-bbox="553 915 1481 1041">As a result, \$84,279 is considered questioned costs<sup>63</sup> and the Department may be required to pay the funds back to the federal government. In addition, the funds were not used on prevention strategies as intended, which aim to reduce the impact of substance abuse such as awareness and education to individuals.</p> <p data-bbox="553 1073 1481 1167">According to Department management, the error occurred because the staff responsible for award spending misunderstood the calculation requirements for determining the amount required for primary prevention programs.</p> <p data-bbox="553 1199 1481 1293">Federal regulations<sup>64</sup> require that no less than 20% of SABG funds be spent on primary prevention programs to educate and counsel individuals to reduce the risk of substance abuse.</p> <p data-bbox="553 1325 1481 1472"><i>Federal Award Information:</i> Federal Awarding Agency: U.S. Department of Health and Human Services; Assistance Listing Number (title): 93.959 (Block Grants for Prevention and Treatment of Substance Abuse); Federal Award Identification Number (award period): B08TI083050 (October 1, 2019 – September 30, 2021).</p> <p data-bbox="553 1503 1481 1598"><i>Recommendation:</i> Department management should ensure that staff responsible for determining award spending have a clear understanding of the calculation requirements.</p> <p data-bbox="553 1629 1481 1747"><i>Views of Responsible Officials of the Auditee:</i> Management agrees with the finding and recommendation. The Division of Mental Health, Developmental Disabilities, and Substance Use Services (DMH/DD/SUS) is updating and strengthening its grant financial monitoring policies and processes.</p>

<sup>63</sup> 2 CFR 200.516(a)(3) requires the auditor to report known questioned costs greater than \$25,000 for a type of compliance requirement for a major program.

<sup>64</sup> 45 CFR 96.124(b)(1).

**93.959 BLOCK GRANTS FOR THE PREVENTION AND TREATMENT OF SUBSTANCE ABUSE** (continued)**III. Federal Award Findings and Questioned Costs**

U.S. Department of Health and Human Services

N.C. Department of Health and Human Services

For the Fiscal Year Ended June 30, 2022

Type of Finding/ Questioned Costs		Findings and Recommendations
2022-025	<u>Allowable Cost/ Cost Principles:</u>  Significant Deficiency  <u>Period of Performance:</u>  Significant Deficiency  Questioned Cost Finding  \$317,153	<u>Funds Spent After Award Ended</u>  <p>The Department of Health and Human Services (Department) incorrectly used \$317,153 of Substance Abuse Block Grant (SABG) funds from an award that ended. During the award period,<sup>65</sup> the Department spent \$45.4 million in SABG funds to provide treatment and prevention services for substance abuse.</p> <p>The Department's 2020 SABG award period ended on September 30, 2021 and the Department had 90 days after the award ended to pay for expenditures that were incurred during the award period. Auditors tested \$2.9 million SABG expenditures that were paid after the award ended and found that expenditures totaling \$317,153 (11%) were outside the period of performance.<sup>66</sup></p> <p>As a result, the Department may be required to pay \$317,153 back to the federal government. Furthermore, using grant expenditures outside the award period prevents the Department from monitoring and budgeting program activities, which could put future funding available for additional program activities at risk for reversion to the federal government.</p> <p>According to Department management, expenditures are reclassified to prior award periods to help ensure full utilization of grant funds; however, reviews over the reclassified expenditures were not detailed enough to ensure expenditures were within the period of performance.</p> <p>Federal regulations<sup>67</sup> require the Department to charge the federal award for allowable costs incurred during the period of performance (award period).</p> <p><i>Federal Award Information:</i> Federal Awarding Agency: U.S. Department of Health and Human Services; Assistance Listing Number (title): 93.959 (Block Grants for Prevention and Treatment of Substance Abuse); Federal Award Identification Number (award period): B08TI083050 (October 1, 2019 – September 30, 2021).</p> <p><i>Recommendation:</i> Department management should develop and implement detailed review procedures over grant expenditures to ensure compliance with period of performance requirements.</p>

<sup>65</sup> The 2020 SABG award period began on October 1, 2019 and ended on September 30, 2021.

<sup>66</sup> Period of performance represents the period of time during which expenditures can be incurred. For the 2020 SABG award, this includes expenditures incurred between October 1, 2019 and September 30, 2021.

<sup>67</sup> 42 USC 300x -62.

**93.959 BLOCK GRANTS FOR THE PREVENTION AND TREATMENT OF SUBSTANCE ABUSE** (continued)**III. Federal Award Findings and Questioned Costs**

U.S. Department of Health and Human Services

N.C. Department of Health and Human Services

For the Fiscal Year Ended June 30, 2022

Type of Finding/ Questioned Costs	Findings and Recommendations
2022-026	<p data-bbox="553 579 1482 699"><i>Views of Responsible Officials of the Auditee:</i> Management agrees with the finding and recommendation. The Division of Mental Health, Developmental Disabilities, and Substance Use Services is updating and strengthening its grant financial monitoring policies and processes.</p> <p data-bbox="329 732 435 758"><u>Reporting:</u></p> <p data-bbox="358 779 467 827">Material Weakness</p> <p data-bbox="358 848 521 896">Material Noncompliance</p> <p data-bbox="553 732 865 758"><u>Errors in FFATA Reporting</u></p> <p data-bbox="553 793 1482 913">The Department of Health and Human Services (Department) did not report complete and accurate subaward information for some subrecipients of the Substance Abuse Block Grant (SABG) to the Federal Funding Accountability and Transparency Act (FFATA) Subaward Reporting System (FSRS).</p> <p data-bbox="553 949 1482 1008">Auditors reviewed all 19 subawards totaling \$47.8 million that were required to be reported to the FSRS during the audit period and found the following errors:</p> <ul data-bbox="602 1043 1482 1150" style="list-style-type: none"> <li>• 14 subawards totaling \$47.3 million were not reported at all.</li> <li>• 1 subaward totaling \$311,000 was overreported by \$165,926 because it was reported with the incorrect amount.</li> </ul> <p data-bbox="553 1186 1482 1245">In addition, auditors found that the Department reported \$1.2 million in expenditures for five subrecipients in the wrong period.</p> <p data-bbox="553 1281 1482 1425">The FFATA was enacted to help reduce wasteful spending in government by empowering every American citizen with the ability to hold the government accountable for each spending decision. When subaward information is not reported to the FSRS, citizens do not have complete and accurate information about how federal funds are being used in their communities.</p> <p data-bbox="553 1461 1482 1520">According to Department management, the incomplete and inaccurate reporting occurred because of essential staff turnover during the year.</p> <p data-bbox="553 1556 1482 1614">The FFATA<sup>68</sup> requires direct recipients of grants or cooperative agreements to report first-tier subawards of \$30,000 or more to the FSRS.</p> <p data-bbox="553 1650 1482 1766"><i>Federal Award Information:</i> Federal Awarding Agency: U.S. Department of Health and Human Services; Assistance Listing Number (title): 93.959 (Block Grants for Prevention and Treatment of Substance Abuse); Federal Award Identification Numbers (award periods): B08TI083050 (October 1, 2019 –</p>

<sup>68</sup> 2 CFR 170 Appendix A.

**93.959 BLOCK GRANTS FOR THE PREVENTION AND TREATMENT OF SUBSTANCE ABUSE** (continued)**III. Federal Award Findings and Questioned Costs**

U.S. Department of Health and Human Services

N.C. Department of Health and Human Services

For the Fiscal Year Ended June 30, 2022

Type of Finding/ Questioned Costs	Findings and Recommendations
	<p>September 30, 2021), B08TI083468 (October 1, 2020 - September 30, 2022), and B08TI083540 (March 15, 2021 – March 14, 2023).</p> <p><i>Recommendation:</i> Department management should prioritize the development of a contingency plan to ensure FFATA reporting is completed and reviewed for accuracy when employee turnover occurs.</p> <p><i>Views of Responsible Officials of the Auditee:</i> Management agrees with the finding and recommendation. The Federal Funding Accountability and Transparency Act (FFATA) reporting was not completed correctly as available staff prioritized support of the Department's ongoing response to the global COVID-19 pandemic (e.g., outreach, prevention, testing, vaccination). Available staff were not adequately trained in FFATA reporting which led to over-reporting the subaward totaling \$311,000 by \$165,926 due to a duplication error on the FFATA award worksheet for one Local Management Entity/Managed Care Organizations.</p>
2022-027	<p><u>Inadequate Subrecipient Monitoring</u></p> <p>The Department of Health and Human Services (Department) did not adequately monitor \$47 million in federal funds passed to subrecipients for providing treatment and prevention services for substance abuse.</p> <p>Auditors reviewed the monitoring procedures over subrecipients that received substance abuse block grant (SABG) funds. The Department's monitoring procedures required reviews over both fiscal and program areas for all subrecipients. However, auditors reviewed all 14 subrecipients and found that no reviews were completed for 12 (86%) subrecipients that received \$46.3 million in SABG funds.</p> <p>Inadequate monitoring increases the risk that federal funds may not be used in accordance with the federal requirements, which may reduce the funding available for substance abuse treatment and prevention services.</p> <p>According to Department management, the Department implemented a pause in monitoring due to the coronavirus pandemic; however, management did not get approval from the federal oversight agency. In addition, vacancies in positions responsible for overseeing the monitoring process prevented management from developing alternative monitoring methods during the pause.</p>



**93.959 BLOCK GRANTS FOR THE PREVENTION AND TREATMENT OF SUBSTANCE ABUSE** (continued)**III. Federal Award Findings and Questioned Costs**

U.S. Department of Health and Human Services

N.C. Department of Health and Human Services

For the Fiscal Year Ended June 30, 2022

Type of Finding/ Questioned Costs	Findings and Recommendations
	<p>Federal regulations<sup>69</sup> require the Department to monitor the activities of the subrecipient as necessary to ensure that the subaward is used for authorized purposes, in compliance with federal statutes, regulations, and the terms and conditions of the subaward, and that subaward performance goals are achieved.</p> <p><i>Federal Award Information:</i> Federal Awarding Agency: U.S. Department of Health and Human Services; Assistance Listing Number (title): 93.959 (Block Grants for Prevention and Treatment of Substance Abuse); Federal Award Identification Numbers (award periods): B08TI084663 (October 1, 2021 – September 30, 2023), B08TI083468 (October 1, 2020 – September 30, 2022), B08TI083959 (September 1, 2021 – September 30, 2025), B08TI084599 (September 1, 2021 – September 30, 2025), and B08TI083540 (March 15, 2021 – March 14, 2023).</p> <p><i>Recommendation:</i> Department management should obtain federal oversight agency approval to deviate from required processes and procedures.</p> <p>In addition, Department management should establish contingency plans to ensure monitoring procedures are completed during employee turnover.</p> <p><i>Views of Responsible Officials of the Auditee:</i> Management agrees with the finding and recommendation. Subrecipients were not monitored because the Division of Mental Health, Developmental Disabilities, and Substance Abuse Services prioritized support of the Department's ongoing response to the global COVID-19 pandemic (e.g., outreach, prevention, testing, vaccination). This resulted in a pause in monitoring the Local Management Entity/Managed Care Organizations (LME/MCO's).</p>

<sup>69</sup> 2 CFR 200.332(d).

## **Summary of Findings and Questioned Costs**

**Summary of Findings and Questioned Costs  
By Federal Agency**

For the Fiscal Year Ended June 30, 2022

Federal Agency	ALN	Finding Number	Finding	Questioned Costs
U.S. Department of Housing and Urban Development:	14.231	2022-001	Subrecipients Were Not Paid Timely	\$ -
			Total Federal Agency	-
U.S. Department of Labor:	17.225	2022-002	Administration Funds Used for Unallowable Activities	18,028
			Total Federal Agency	18,028
U.S. Department of the Treasury:	21.019	2022-003	Inadequate Monitoring of Coronavirus Relief Funds	-
	21.023	2022-004	Errors in Program Spending	486,807
			Total Federal Agency	486,807
U.S. Department of Education:	84.063	2022-005	Enrollment Status Reporting Errors	-
		2022-006	Enrollment Status Reporting Errors	-
		2022-007	Enrollment Status Reporting Errors	-
	84.367	2022-008	Errors in FFATA Reporting	-
		2022-009	Incomplete Monitoring	-
	84.425C	2022-010	Incomplete Monitoring	-
	84.425D	2022-011	Errors in FFATA Reporting	-
		2022-012	Incomplete Monitoring	-
	84.425U	2022-013	Errors in FFATA Reporting	-
		2022-014	Incomplete Monitoring	-
			Total Federal Agency	-
U.S. Department of Health and Human Services:	93.268	2022-015	Immunization Funds Used for Unallowable Activities	127,676
		2022-016	Errors in FFATA Reporting	-
				127,676
	93.558	2022-017	Deficiencies in the TANF Eligibility Determination Process	4,935
		2022-018	FFATA Reporting Not Completed	-
		2022-019	Inaccurate TANF Data on Families Was Submitted to the Federal Government	-
				4,935

**Summary of Findings and Questioned Costs  
By Federal Agency**

For the Fiscal Year Ended June 30, 2022

Federal Agency	ALN	Finding Number	Finding	Questioned Costs
U.S. Department of Health and Human Services: (continued)	93.667	2022-020	FFATA Reporting Not Completed	-
		2022-021	Inadequate Subrecipient Monitoring	-
				-
	93.778	2022-022	Errors in Medicaid Provider Billing and Payment Process	9,836
		2022-023	Deficiencies in the Medicaid Eligibility Determination Process	695
				10,531
	93.959	2022-024	Funds Not Used on Primary Prevention Programs	84,279
		2022-025	Funds Spent After Award Ended	317,153
		2022-026	Errors in FFATA Reporting	-
		2022-027	Inadequate Subrecipient Monitoring	-
				401,432
			Total Federal Agency	544,574
			Total Questioned Costs	\$ 1,049,409

## STATE OF NORTH CAROLINA

**Summary of Findings and Questioned Costs  
By State Agency**

For the Fiscal Year Ended June 30, 2022

State Agency		Finding Numbers	Questioned Costs
Central Piedmont Community College:	1 Enrollment Status Reporting Errors	2022-005	\$ -
		Total State Agency	-
Commerce:	2 Administration Funds Used for Unallowable Activities	2022-002	18,028
		Total State Agency	18,028
Health and Human Services:	3 Subrecipients Were Not Paid Timely	2022-001	-
	4 Immunization Funds Used for Unallowable Activities	2022-015	127,676
	5 Errors in FFATA Reporting	2022-016	-
	6 Deficiencies in the TANF Eligibility Determination Process	2022-017	4,935
	7 FFATA Reporting Not Completed	2022-018	-
	8 Inaccurate TANF Data on Families Was Submitted to the Federal Government	2022-019	-
	9 FFATA Reporting Not Completed	2022-020	-
	10 Inadequate Subrecipient Monitoring	2022-021	-
	11 Errors in Medicaid Provider Billing and Payment Process	2022-022	9,836
	12 Deficiencies in the Medicaid Eligibility Determination Process	2022-023	695
	13 Funds Not Used on Primary Prevention Programs	2022-024	84,279
	14 Funds Spent After Award Ended	2022-025	317,153
	15 Errors in FFATA Reporting	2022-026	-
	16 Inadequate Subrecipient Monitoring	2022-027	-
		Total State Agency	544,574
Lenoir Community College:	17 Enrollment Status Reporting Errors	2022-006	-
		Total State Agency	-
Office of the Governor - Office of State Budget and Management:	18 Inadequate Monitoring of Coronavirus Relief Funds	2022-003	-
		Total State Agency	-
Public Instruction:	19 Errors in FFATA Reporting	2022-008, 2022-011, 2022-013	-
	20 Incomplete Monitoring	2022-009, 2022-010, 2022-012, 2022-014	-
		Total State Agency	-
Public Safety:	21 Errors in Program Spending	2022-004	486,807
		Total State Agency	486,807

**Summary of Findings and Questioned Costs  
By State Agency**

For the Fiscal Year Ended June 30, 2022

State Agency		Finding Numbers	Questioned Costs
Western Piedmont Community College:	22 Enrollment Status Reporting Errors	2022-007	-
		Total State Agency	-
		Total Questioned Costs	\$ 1,049,409

## **AUDITEE'S SECTION**

**Schedule of Expenditures of Federal Awards  
For the Year Ended June 30, 2022**

**Prepared by  
Office of the State Controller**



**SCHEDULE OF EXPENDITURES OF FEDERAL AWARDS (SUMMARY)**

For the Fiscal Year Ended June 30, 2022

<b>Federal</b>			
<b>Cluster/ ALN</b>	<b>Program Expenditures</b>	<b>Subrecipient Expenditures</b>	<b>Cluster Title/ ALN Title</b>
AGEC	\$ 52,507,261	\$ 50,614,691	Aging Cluster
CCDF	991,688,016	34,620,162	CCDF Cluster
CDBG	1,314		CDBG - Entitlement Grants Cluster
CHNC	961,803,123	959,193,494	Child Nutrition Cluster
CWSR	28,676,000	27,487,526	Clean Water State Revolving Fund (CWSRF) Cluster
DISI	64,360,648		Disability Insurance/SSI Cluster
DWSR	43,288,929	35,377,229	Drinking Water State Revolving Fund (DWSRF) Cluster
EFAC	51,272,332	48,907,835	Food Distribution Cluster
EMPS	32,131,710		Employment Service Cluster
F&WC	36,432,429	1,144,784	Fish and Wildlife Cluster
FEDT	6,495,424	6,282,483	Federal Transit Cluster
FGSC	700,950		Foster Grandparent/Senior Companion Cluster
FMCSA	10,474,487		FMCSA Cluster
HCCL	4,585,846	2,826,293	Health Center Program Cluster
HEAD	321,515		Head Start Cluster
HPCC	1,180,210,092	66,395,050	Highway Planning and Construction Cluster
HVCL	5,017,609	4,309,529	Housing Voucher Cluster
HWSC	13,794,590	3,866,600	Highway Safety Cluster
MEDC	14,571,910,782	284,593,802	Medicaid Cluster
PWED	2,899,015	44,893	Economic Development Cluster
RD	1,159,366,943	187,733,038	Research and Development Cluster
SFAC	1,770,641,539		Student Financial Assistance Cluster
SNAP	4,957,510,378	98,851,786	SNAP Cluster
SPED	372,488,604	353,759,644	Special Education Cluster (IDEA)
TRIO	22,637,127		TRIO Cluster
TSPC	3,467,834	2,859,175	Transit Services Programs Cluster
WIOA	84,043,996	62,489,991	WIOA Cluster
10.025	2,243,039		Plant and Animal Disease, Pest Control, and Animal Care
10.147	42,467		Outreach Education and Technical Assistance
10.153	5,000		Market News
10.163	97,534	82,496	Market Protection and Promotion
10.170	1,140,756	951,786	Specialty Crop Block Grant Program - Farm Bill
10.178	11,138,250	11,138,250	Trade Mitigation Program Eligible Recipient Agency Operational Funds
10.202	1,063,262		Cooperative Forestry Research
10.203	8,182,917		Payments to Agricultural Experiment Stations Under the Hatch Act
10.206	2,141,324	(25,000)	Grants for Agricultural Research Competitive Research Grants
10.207	151,535		Animal Health and Disease Research
10.210	122,272		Higher Education – Graduate Fellowships Grant Program
10.215	21,203		Sustainable Agriculture Research and Education
10.216	230,883	4,000	1890 Institution Capacity Building Grants
10.220	35,207		Higher Education - Multicultural Scholars Grant Program
10.229	153,903		Extension Collaborative on Immunization Teaching & Engagement
10.250	180,416		Agricultural and Rural Economic Research, Cooperative Agreements and Collaborations
10.253	1,583		Consumer Data and Nutrition Research
10.304	42,556		Homeland Security Agricultural
10.310	709,643	1,903	Agriculture and Food Research Initiative (AFRI)
10.311	213,740		Beginning Farmer and Rancher Development Program
10.319	34,506		Farm Business Management and Benchmarking Competitive Grants Program
10.328	113,156		National Food Safety Training, Education, Extension, Outreach, and Technical Assistance Competitive Grants Program
10.329	1,718,962	477,560	Crop Protection and Pest Management Competitive Grants Program
10.351	140,771	42,596	Rural Business Development Grant
10.435	145,615		State Mediation Grants
10.443	38,298	12,500	Outreach and Assistance for Socially Disadvantaged and Veteran Farmers and Ranchers
10.475	5,973,065		Cooperative Agreements with States for Intrastate Meat and Poultry Inspection
10.479	137,476		Food Safety Cooperative Agreements
10.500	2,833,243	194,080	Cooperative Extension Service
10.514	101,555		Expanded Food and Nutrition Education Program
10.515	7,687		Renewable Resources Extension Act and National Focus Fund Projects
10.522	5,278		Food and Agriculture Service Learning Program
10.523	220,480		Centers of Excellence at 1890 Institutions
10.524	573,852		Scholarships for Students at 1890 Institutions
10.525	500,000	500,000	Farm and Ranch Stress Assistance Network Competitive Grants Program
10.527	9,737		New Beginnings for Tribal Students
10.541	27,918		Child Nutrition-Technology Innovation Grant

**SCHEDULE OF EXPENDITURES OF FEDERAL AWARDS (SUMMARY)**

For the Fiscal Year Ended June 30, 2022

<b>Federal</b>			
<b>Cluster/ ALN</b>	<b>Program Expenditures</b>	<b>Subrecipient Expenditures</b>	<b>Cluster Title/ ALN Title</b>
10.542	589,987,814		Pandemic EBT Food Benefits
10.545	1,000		Farmers' Market Supplemental Nutrition Assistance Program Support Grants
10.557	170,881,610	47,124,989	WIC Special Supplemental Nutrition Program for Women, Infants, and Children
10.558	91,541,748	90,197,927	Child and Adult Care Food Program
10.560	9,914,403		State Administrative Expenses for Child Nutrition
10.572	122,867		WIC Farmers' Market Nutrition Program (FMNP)
10.575	22,869		Farm to School Grant Program
10.576	212,301		Senior Farmers Market Nutrition Program
10.579	397,111	397,111	Child Nutrition Discretionary Grants Limited Availability
10.649	6,646,730		Pandemic EBT Administrative Costs
10.652	483,978	321,436	Forestry Research
10.664	2,612,442	197,550	Cooperative Forestry Assistance
10.674	148,354		Wood Utilization Assistance
10.678	85,219		Forest Stewardship Program
10.680	799,947	199,467	Forest Health Protection
10.684	3,781		International Forestry Programs
10.699	146,707		Partnership Agreements
10.707	6		Research Joint Venture and Cost Reimbursable Agreements
10.777	22,630		Norman E. Borlaug International Agricultural Science and Technology Fellowship
10.855	310,729		Distance Learning and Telemedicine Loans and Grants
10.902	957,647	30,000	Soil and Water Conservation
10.912	18,483		Environmental Quality Incentives Program
10.923	893,895		Emergency Watershed Protection Program
10.934	764,990		Feral Swine Eradication and Control Pilot Program
10.960	3,939		Technical Agricultural Assistance
10.U01	1,147,825		U. S. Department of Agriculture
10.U02	1,890		U. S. Department of Agriculture
10.U03	7,848		U. S. Department of Agriculture
10.U04	15,957		U. S. Department of Agriculture
10.U05	2,209		U. S. Department of Agriculture
10.U06	8,920		U. S. Department of Agriculture
11.020	293,834		Cluster Grants
11.303	218,250		Economic Development Technical Assistance
11.407	48,153		Interjurisdictional Fisheries Act of 1986
11.417	590,821	357,999	Sea Grant Support
11.419	3,253,026		Coastal Zone Management Administration Awards
11.420	786,091		Coastal Zone Management Estuarine Research Reserves
11.427	2,737		Fisheries Development and Utilization Research and Development Grants and Cooperative Agreements Program
11.431	76,611	12,752	Climate and Atmospheric Research
11.434	130,328		Cooperative Fishery Statistics
11.435	203,692		Southeast Area Monitoring and Assessment Program
11.439	92,144		Marine Mammal Data Program
11.454	4,482,079		Unallied Management Projects
11.468	137,352		Applied Meteorological Research
11.472	145,063	108,394	Unallied Science Program
11.473	140,038		Office for Coastal Management
11.474	333,396		Atlantic Coastal Fisheries Cooperative Management Act
11.477	29,880		Fisheries Disaster Relief
11.611	3,879,701	894,903	Manufacturing Extension Partnership
11.619	2,591		Arrangements for Interdisciplinary Research Infrastructure
11.805	127,990		MBDA Business Center
12.014	7,900		OnRampII
12.300	33,712		Basic and Applied Scientific Research
12.330	51,122		Science, Technology, Engineering & Mathematics (STEM) Education, Outreach and Workforce Program
12.357	343,650		ROTC Language and Culture Training Grants
12.400	927,943		Military Construction, National Guard
12.401	39,579,062		National Guard Military Operations and Maintenance (O&M) Projects
12.404	4,278,165		National Guard Challenge Program
12.420	35,426		Military Medical Research and Development
12.560	84,056	48,210	DOD, NDEP, DOTC-STEM Education Outreach Implementation
12.600	377,838	60,849	Community Investment
12.610	14,740		Community Economic Adjustment Assistance for Compatible Use and Joint Land Use Studies
12.617	42,688		Economic Adjustment Assistance for State Governments
12.630	766,887		Basic, Applied, and Advanced Research in Science and Engineering
12.800	118,948		Air Force Defense Research Sciences Program

**SCHEDULE OF EXPENDITURES OF FEDERAL AWARDS (SUMMARY)**

For the Fiscal Year Ended June 30, 2022

<b>Federal</b>			
<b>Cluster/ ALN</b>	<b>Program Expenditures</b>	<b>Subrecipient Expenditures</b>	<b>Cluster Title/ ALN Title</b>
12.900	135,190		Language Grant Program
12.902	8,647		Information Security Grants
12.903	174,345		GenCyber Grants Program
12.905	70,117		CyberSecurity Core Curriculum
12.U01	1,447,231		U. S. Department of Defense
12.U02	46,284		U. S. Department of Defense
12.U03	25,636		U. S. Department of Defense
12.U04	10,944		U. S. Department of Defense
12.U05	8,167		U. S. Department of Defense
12.U06	98		U. S. Department of Defense
12.U07	12,324		U. S. Department of Defense
12.U08	60,085		U. S. Department of Defense
12.U09	42,795		U. S. Department of Defense
12.U10	2,288		U. S. Department of Defense
12.U11	20,584		U. S. Department of Defense
12.U12	17,395		U. S. Department of Defense
12.U13	86,190		U. S. Department of Defense
12.U14	8,886		U. S. Department of Defense
12.U15	1,264		U. S. Department of Defense
12.U16	356		U. S. Department of Defense
12.U17	80,479		U. S. Department of Defense
12.U18	118,077		U. S. Department of Defense
12.U19	114,304	66,269	U. S. Department of Defense
12.U20	24,857		U. S. Department of Defense
12.U21	17,250		U. S. Department of Defense
12.U22	54		U. S. Department of Defense
12.U23	89,277		U. S. Department of Defense
12.U24	279		U. S. Department of Defense
12.U25	32,930		U. S. Department of Defense
12.U26	70,579		U. S. Department of Defense
12.U27	38,646		U. S. Department of Defense
12.U28	8,714		U. S. Department of Defense
12.U29	57,442		U. S. Department of Defense
12.U30	10,505		U. S. Department of Defense
12.U31	23,398		U. S. Department of Defense
12.U32	41,245		U. S. Department of Defense
14.171	184,938		Manufactured Home Dispute Resolution
14.228	133,578,783	47,440,199	Community Development Block Grants/State's program and Non-Entitlement Grants in Hawaii
14.231	33,626,428	33,237,536	Emergency Solutions Grant Program
14.241	3,632,524	3,600,824	Housing Opportunities for Persons with AIDS
14.401	119,704		Fair Housing Assistance Program State and Local
15.608	102,714		Fish and Wildlife Management Assistance
15.615	299,877	14,725	Cooperative Endangered Species Conservation Fund
15.616	55,305	36,995	Clean Vessel Act
15.630	133,472		Coastal
15.631	33,883		Partners for Fish and Wildlife
15.634	1,354,421	19,894	State Wildlife Grants
15.657	158,396	1,531	Endangered Species Recovery Implementation
15.669	10,390		Cooperative Landscape Conservation
15.684	60,009		White-nose Syndrome National Response Implementation
15.808	55,394		U.S. Geological Survey Research and Data Collection
15.810	218,729		National Cooperative Geologic Mapping
15.904	1,770,580	163,429	Historic Preservation Fund Grants-In-Aid
15.926	34,279		American Battlefield Protection
15.939	6,408		Heritage Partnership
15.945	272,804	106	Cooperative Research and Training Programs – Resources of the National Park System
15.957	1,017,359		Emergency Supplemental Historic Preservation Fund
15.980	259,141		National Ground-Water Monitoring Network
15.U01	57,010		U. S. Department of Interior
15.U02	56,164		U. S. Department of Interior
15.U03	11,807		U. S. Department of Interior
16.017	525,576	525,576	Sexual Assault Services Formula Program
16.026	9,384		OVW Research and Evaluation Program
16.034	2,727,333	129,919	Coronavirus Emergency Supplemental Funding Program
16.525	43,733		Grants to Reduce Domestic Violence, Dating Violence, Sexual Assault, and Stalking on Campus
16.540	923,277	877,506	Juvenile Justice and Delinquency Prevention

**SCHEDULE OF EXPENDITURES OF FEDERAL AWARDS (SUMMARY)**

For the Fiscal Year Ended June 30, 2022

<b>Federal</b>			
<b>Cluster/ ALN</b>	<b>Program Expenditures</b>	<b>Subrecipient Expenditures</b>	<b>Cluster Title/ ALN Title</b>
16.543	712,828	712,828	Missing Children's Assistance
16.550	27,018		State Justice Statistics Program for Statistical Analysis Centers
16.554	40,701		National Criminal History Improvement Program (NCHIP)
16.560	258,232		National Institute of Justice Research, Evaluation, and Development Project Grants
16.575	69,539,357	55,578,256	Crime Victim Assistance
16.576	2,039,456	1,881,521	Crime Victim Compensation
16.585	469,924		Drug Court Discretionary Grant Program
16.588	4,874,948	3,148,656	Violence Against Women Formula Grants
16.593	441,863		Residential Substance Abuse Treatment for State Prisoners
16.710	1,109,728		Public Safety Partnership and Community Policing Grants
16.726	19,051		Juvenile Mentoring Program
16.735	10,561		PREA Program: Strategic Support for PREA Implementation
16.738	7,513,765	5,316,459	Edward Byrne Memorial Justice Assistance Grant Program
16.741	1,561,265	2,102	DNA Backlog Reduction Program
16.742	417,353		Paul Coverdell Forensic Sciences Improvement Grant Program
16.751	42,334		Edward Byrne Memorial Competitive Grant Program
16.752	203,615		Economic, High-Tech, and Cyber Crime Prevention
16.812	209,415		Second Chance Act Reentry Initiative
16.816	5,200	5,200	John R. Justice Prosecutors and Defenders Incentive Act
16.820	63,226		Postconviction Testing of DNA Evidence
16.831	30,624		Children of Incarcerated Parents
16.833	1,253,724		National Sexual Assault Kit Initiative
16.836	53,465		Indigent Defense
16.838	73,172		Comprehensive Opioid, Stimulant, and Substance Abuse Program
16.839	196,362		STOP School Violence
16.922	1,119,140		Equitable Sharing Program
17.002	1,465,665		Labor Force Statistics
17.005	180,322		Compensation and Working Conditions
17.225	1,282,839,619		Unemployment Insurance
17.235	1,733,469	1,276,933	Senior Community Service Employment Program
17.245	3,214,364		Trade Adjustment Assistance
17.261	1,525,473	342,177	WIOA Pilots, Demonstrations, and Research Projects
17.265	308,584	73,000	Native American Employment and Training
17.268	936,285	258,517	H-1B Job Training Grants
17.270	527,246		Reentry Employment Opportunities
17.271	657,699		Work Opportunity Tax Credit Program (WOTC)
17.273	941,287		Temporary Labor Certification for Foreign Workers
17.274	450,434		YouthBuild
17.277	1,718,738	1,636,163	WIOA National Dislocated Worker Grants / WIA National Emergency Grants
17.280	156,697		WIOA Dislocated Worker National Reserve Demonstration Grants
17.281	1,962,379		WIOA Dislocated Worker National Reserve Technical Assistance and Training
17.285	1,132,334	526,189	Apprenticeship USA Grants
17.287	1,147,090		Job Corps Experimental Projects and Technical Assistance
17.502	19,439		Occupational Safety and Health Susan Harwood Training Grants
17.503	5,926,779		Occupational Safety and Health State Program
17.504	1,536,171		Consultation Agreements
17.600	144,141		Mine Health and Safety Grants
19.009	76,242		Academic Exchange Programs - Undergraduate Programs
19.021	12,776		Investing in People in The Middle East and North Africa
19.040	42,753	16,524	Public Diplomacy Programs
19.408	250,817		Academic Exchange Programs - Teachers
19.900	95,626		AEECA/ESF PD Programs
19.U01	2,449	2,041	U. S. Department of State
19.U02	4,357	3,631	U. S. Department of State
19.U03	(4,016)		U. S. Department of State
19.U04	16		U. S. Department of State
19.U05	9,015		U. S. Department of State
20.106	14,830,846	14,672,705	Airport Improvement Program
20.200	1,126,259		Highway Research and Development Program
20.215	134,983		Highway Training and Education
20.232	8,296		Commercial Driver's License Program Implementation Grant
20.301	2,869		Railroad Safety
20.314	423,139		Railroad Development
20.319	1,972,594		High-Speed Rail Corridors and Intercity Passenger Rail Service – Capital Assistance Grants
20.505	3,062,415	2,747,130	Metropolitan Transportation Planning and State and Non-Metropolitan Planning and Research
20.509	55,349,970	51,330,907	Formula Grants for Rural Areas and Tribal Transit Program

**SCHEDULE OF EXPENDITURES OF FEDERAL AWARDS (SUMMARY)**

For the Fiscal Year Ended June 30, 2022

<b>Federal</b>			
<b>Cluster/ ALN</b>	<b>Program Expenditures</b>	<b>Subrecipient Expenditures</b>	<b>Cluster Title/ ALN Title</b>
20.528	323,449		Rail Fixed Guideway Public Transportation System State Safety Oversight Formula Grant Program
20.530	17,527	17,527	Public Transportation Innovation
20.614	108,426		National Highway Traffic Safety Administration (NHTSA) Discretionary Safety Grants and Cooperative Agreements
20.615	522,022	21,114	E-911 Grant Program
20.700	603,696		Pipeline Safety Program State Base Grant
20.703	187,966	90,225	Interagency Hazardous Materials Public Sector Training and Planning Grants
20.933	25,735,470	1,980,590	National Infrastructure Investments
20.U01	40,166		U. S. Department of Transportation
20.U02	92,529		U. S. Department of Transportation
21.016	664,844		Equitable Sharing
21.019	161,162,268	15,666,234	Coronavirus Relief Fund
21.023	788,285,201	126,792,049	Emergency Rental Assistance Program
21.027	1,177,294,280	358,871,650	Coronavirus State and Local Fiscal Recovery Funds
21.U01	219,636		U. S. Department of the Treasury
23.001	294,645		Appalachian Regional Development (See individual Appalachian Programs)
23.002	339,011		Appalachian Area Development
23.011	1,739,194	1,469,233	Appalachian Research, Technical Assistance, and Demonstration Projects
30.U01	41,400		U. S. Equal Employment Opportunity Commission
32.006	63,066		COVID-19 Telehealth Program
39.003	1,432,818		Donation of Federal Surplus Personal Property
43.001	74,497		Science
43.008	206,655		Office of Stem Engagement (OSTEM)
43.U01	63,750		U. S. National Aeronautics and Space Administration
43.U02	72,795		U. S. National Aeronautics and Space Administration
43.U03	9,827		U. S. National Aeronautics and Space Administration
43.U04	5,217		U. S. National Aeronautics and Space Administration
43.U05	98,818		U. S. National Aeronautics and Space Administration
43.U06	15,867		U. S. National Aeronautics and Space Administration
43.U07	304,088	39,784	U. S. National Aeronautics and Space Administration
45.024	132,109		Promotion of the Arts Grants to Organizations and Individuals
45.025	2,441,105	1,445,724	Promotion of the Arts Partnership Agreements
45.129	7,000		Promotion of the Humanities Federal/State Partnership
45.162	59,804		Promotion of the Humanities Teaching and Learning Resources and Curriculum Development
45.164	36,777		Promotion of the Humanities Public Programs
45.169	78,617	16,189	Promotion of the Humanities Office of Digital Humanities
45.301	27,789		Museums for America
45.309	123,571		Museum Grants for African American History and Culture
45.310	12,705,585	4,982,807	Grants to States
45.312	210,241	2,194	National Leadership Grants
45.313	53,857		Laura Bush 21st Century Librarian Program
45.U01	10,800		U. S. National Foundation on the Arts and the Humanities
45.U02	15,532		U. S. National Foundation on the Arts and the Humanities
47.041	461,036	5,487	Engineering
47.049	358,510		Mathematical and Physical Sciences
47.050	142,668		Geosciences
47.070	813,174		Computer and Information Science and Engineering
47.074	130,819		Biological Sciences
47.075	291,420		Social, Behavioral, and Economic Sciences
47.076	5,144,433	114,913	Education and Human Resources
47.079	91,829		Office of International Science and Engineering
47.U01	271,414		U. S. National Science Foundation
47.U02	5,673		U. S. National Science Foundation
47.U03	5,000		U. S. National Science Foundation
47.U04	2,957		U. S. National Science Foundation
47.U05	20,764		U. S. National Science Foundation
47.U06	24,857		U. S. National Science Foundation
47.U07	273		U. S. National Science Foundation
47.U08	15,920		U. S. National Science Foundation
47.U09	22,909		U. S. National Science Foundation
59.037	6,925,138		Small Business Development Centers
59.044	332,951		Veterans Outreach Program
59.075	5,264,015		Shuttered Venue Operators Grant Program
64.005	7,128,251		Grants to States for Construction of State Home Facilities
64.027	3,407		Post-9/11 Veterans Educational Assistance
64.028	209,797		Post-9/11 Veterans Educational Assistance

**SCHEDULE OF EXPENDITURES OF FEDERAL AWARDS (SUMMARY)**

For the Fiscal Year Ended June 30, 2022

<b>Federal</b>			
<b>Cluster/ ALN</b>	<b>Program Expenditures</b>	<b>Subrecipient Expenditures</b>	<b>Cluster Title/ ALN Title</b>
64.124	587,135		All-Volunteer Force Educational Assistance
64.U01	5,252		U. S. Department of Veterans Affairs
64.U02	4,157		U. S. Department of Veterans Affairs
64.U03	18,382		U. S. Department of Veterans Affairs
66.001	2,008,693		Air Pollution Control Program Support
66.032	176,115		State Indoor Radon Grants
66.034	557,960		Surveys, Studies, Research, Investigations, Demonstrations, and Special Purpose Activities Relating to the Clean Air Act
66.040	236,309		State Clean Diesel Grant Program
66.204	161,789		Multipurpose Grants to States and Tribes
66.419	8,224,410		Water Pollution Control State, Interstate, and Tribal Program Support
66.432	3,958,265		State Public Water System Supervision
66.433	135,344		State Underground Water Source Protection
66.444	644,851		Lead Testing in School and Child Care Program Drinking Water (SDWA 1464(d))
66.454	288,056		Water Quality Management Planning
66.456	758,565		National Estuary Program
66.460	3,915,355		Nonpoint Source Implementation Grants
66.461	21,222	8,413	Regional Wetland Program Development Grants
66.462	130,266		National Wetland Program Development Grants and Five-Star Restoration Training Grant
66.472	285,648		Beach Monitoring and Notification Program Implementation Grants
66.605	748,644		Performance Partnership Grants
66.701	39,000		Toxic Substances Compliance Monitoring Cooperative Agreements
66.707	518,233		TSCA Title IV State Lead Grants Certification of Lead-Based Paint Professionals
66.708	95,315		Pollution Prevention Grants Program
66.716	18,542		Research, Development, Monitoring, Public Education, Outreach, Training, Demonstrations, and Studies
66.801	2,213,110		Hazardous Waste Management State Program Support
66.802	1,289,152		Superfund State, Political Subdivision, and Indian Tribe Site-Specific Cooperative Agreements
66.804	691,366		Underground Storage Tank (UST) Prevention, Detection, and Compliance Program
66.805	3,086,227		Leaking Underground Storage Tank Trust Fund Corrective Action Program
66.U01	1,766		U. S. Environmental Protection Agency
66.U02	35,997		U. S. Environmental Protection Agency
77.008	52,607		U.S. Nuclear Regulatory Commission Scholarship and Fellowship Program
77.U01	4,601		U. S. Nuclear Regulatory Commission
81.041	993,582		State Energy Program
81.042	5,714,726	5,342,971	Weatherization Assistance for Low-Income Persons
81.049	11,347		Office of Science Financial Assistance Program
81.086	37,354		Conservation Research and Development
81.117	453,985	26,595	Energy Efficiency and Renewable Energy Information Dissemination, Outreach, Training and Technical Analysis/Assistance
81.119	41,295		State Energy Program Special Projects
81.121	375,564		Nuclear Energy Research, Development and Demonstration
81.123	939,496	698,954	National Nuclear Security Administration (NNSA) Minority Serving Institutions (MSI) Program
81.128	(9,411)		Energy Efficiency and Conservation Block Grant Program (EECBG)
81.137	105,616		Minority Economic Impact
81.U01	14,132		U. S. Department of Energy
81.U02	49,444		U. S. Department of Energy
81.U03	(3,391)		U. S. Department of Energy
81.U04	47,260		U. S. Department of Energy
81.U05	27,176		U. S. Department of Energy
81.U06	12		U. S. Department of Energy
81.U07	4,582		U. S. Department of Energy
81.U08	1,443		U. S. Department of Energy
81.U09	6,436		U. S. Department of Energy
81.U10	10,828		U. S. Department of Energy
81.U11	43,531		U. S. Department of Energy
81.U12	151,135		U. S. Department of Energy
81.U13	202,985		U. S. Department of Energy
81.U14	78,324		U. S. Department of Energy
81.U15	63,772		U. S. Department of Energy
81.U16	26,134		U. S. Department of Energy
81.U17	46,075		U. S. Department of Energy
81.U18	49,124		U. S. Department of Energy
81.U19	135,217		U. S. Department of Energy
81.U20	28,070		U. S. Department of Energy
81.U21	189,720		U. S. Department of Energy
84.002	20,606,950	18,525,963	Adult Education - Basic Grants to States

**SCHEDULE OF EXPENDITURES OF FEDERAL AWARDS (SUMMARY)**

For the Fiscal Year Ended June 30, 2022

<b>Federal</b>			
<b>Cluster/ ALN</b>	<b>Program Expenditures</b>	<b>Subrecipient Expenditures</b>	<b>Cluster Title/ ALN Title</b>
84.010	474,636,639	469,474,975	Title I Grants to Local Educational Agencies
84.011	5,152,919	4,179,415	Migrant Education State Grant Program
84.013	782,634	782,634	Title I State Agency Program for Neglected and Delinquent Children and Youth
84.016	6,304		Undergraduate International Studies and Foreign Language Programs
84.031	41,440,934		Higher Education Institutional Aid
84.048	28,370,589	23,437,365	Career and Technical Education - Basic Grants to States
84.116	71,695		Fund for the Improvement of Postsecondary Education
84.120	505,429		Minority Science and Engineering Improvement
84.126	101,239,121	48,571	Rehabilitation Services Vocational Rehabilitation Grants to States
84.129	749,771		Rehabilitation Long-Term Training
84.141	440,907		Migrant Education High School Equivalency Program
84.144	37,320		Migrant Education Coordination Program
84.161	310,495		Rehabilitation Services Client Assistance Program
84.169	531,942	531,942	Independent Living State Grants
84.177	796,508		Rehabilitation Services Independent Living Services for Older Individuals Who are Blind
84.181	13,482,722	1,377,539	Special Education-Grants for Infants and Families
84.184	2,828		School Safety National Activities (formerly, Safe and Drug-Free Schools and Communities-National Programs)
84.187	490,579		Supported Employment Services for Individuals with the Most Significant Disabilities
84.196	2,477,815	2,175,184	Education for Homeless Children and Youth
84.224	535,108		Assistive Technology
84.282	6,663,860	6,055,185	Charter Schools
84.287	43,843,019	41,286,960	Twenty-First Century Community Learning Centers
84.299	978,082		Indian Education - Special Programs for Indian Children
84.305	131,689	55,867	Education Research, Development and Dissemination
84.305T	31,976		Transformative Research in the Education Sciences
84.323	1,083,232	901,943	Special Education - State Personnel Development
84.325	2,809,390	911,280	Special Education - Personnel Development to Improve Services and Results for Children with Disabilities
84.326	360,509		Special Education Technical Assistance and Dissemination to Improve Services and Results for Children with Disabilities
84.334	9,914,903	3,862,995	Gaining Early Awareness and Readiness for Undergraduate Programs
84.335	457,006	16,221	Child Care Access Means Parents in School
84.336	335,303		Teacher Quality Partnership Grants
84.358	3,592,929	3,505,956	Rural Education
84.365	14,702,286	14,129,953	English Language Acquisition State Grants
84.367	55,803,906	53,959,649	Supporting Effective Instruction State Grants (formerly Improving Teacher Quality State Grants)
84.369	9,445,571		Grants for State Assessments and Related Activities
84.377	2,044,431	2,044,431	School Improvement Grants
84.382	1,941,713	2,500	Strengthening Minority-Serving Institutions
84.403	367,732		Consolidated Grant to the Outlying Areas
84.407	30,574		Transition Programs for Students with Intellectual Disabilities into Higher Education
84.411	1,501,835		Education Innovation and Research (formerly Investing in Innovation (i3) Fund)
84.417	3,062		Directed Grants and Awards
84.424	33,093,935	32,031,049	Student Support and Academic Enrichment Program
84.425	2,720,007,797	1,723,388,388	Education Stabilization Fund
84.426	532,578		Randolph-Sheppard – Financial Relief and Restoration Payments
84.938	675,857	675,857	Disaster Recovery Assistance for Education
84.U01	116,851		U. S. Department of Education
84.U02	11,196		U. S. Department of Education
84.U03	192,379		U. S. Department of Education
89.003	17,003		National Historical Publications and Records Grants
90.404	6,751,364	254,156	2018 HAVA Election Security Grants
90.500	106,742		International Broadcasting Independent Grantee Organizations
93.041	125,019	120,329	Special Programs for the Aging, Title VII, Chapter 3, Programs for Prevention of Elder Abuse, Neglect, and Exploitation
93.042	668,130	668,130	Special Programs for the Aging, Title VII, Chapter 2, Long Term Care Ombudsman Services for Older Individuals
93.043	710,511	710,511	Special Programs for the Aging, Title III, Part D, Disease Prevention and Health Promotion Services
93.048	1,264,024	58,000	Special Programs for the Aging, Title IV, and Title II, Discretionary Projects
93.052	6,752,562	6,462,385	National Family Caregiver Support, Title III, Part E
93.059	454,763		Training in General, Pediatric, and Public Health Dentistry
93.069	14,263,094	4,046,613	Public Health Emergency Preparedness
93.070	516,171	45,666	Environmental Public Health and Emergency Response
93.071	1,271,142	1,141,952	Medicare Enrollment Assistance Program
93.072	216,296		Lifespan Respite Care Program
93.073	150,868		Birth Defects and Developmental Disabilities - Prevention and Surveillance

**SCHEDULE OF EXPENDITURES OF FEDERAL AWARDS (SUMMARY)**

For the Fiscal Year Ended June 30, 2022

<b>Federal</b>			
<b>Cluster/</b>	<b>Program</b>	<b>Subrecipient</b>	
<b>ALN</b>	<b>Expenditures</b>	<b>Expenditures</b>	<b>Cluster Title/ ALN Title</b>
93.074	260,490		Hospital Preparedness Program (HPP) and Public Health Emergency Preparedness (PHEP) Aligned Cooperative Agreements
93.079	122,348		Cooperative Agreements to Promote Adolescent Health through School-Based HIV/STD Prevention and School-Based Surveillance
93.080	303,486	303,486	Blood Disorder Program: Prevention, Surveillance, and Research
93.090	602,004	599,862	Guardianship Assistance
93.092	1,476,414	1,164,331	Affordable Care Act (ACA) Personal Responsibility Education Program
93.103	2,969,207		Food and Drug Administration Research
93.110	3,713,383	3,037,501	Maternal and Child Health Federal Consolidated Programs
93.113	436,870		Environmental Health
93.116	1,411,696	530,011	Project Grants and Cooperative Agreements for Tuberculosis Control Programs
93.124	28,222		Nurse Anesthetist Traineeship
93.127	52,048		Emergency Medical Services for Children
93.130	226,788		Cooperative Agreements to States/Territories for the Coordination and Development of Primary Care Offices
93.136	10,291,653	5,365,312	Injury Prevention and Control Research and State and Community Based Programs
93.143	31,829		NIEHS Superfund Hazardous Substances Basic Research and Education
93.150	554,152	513,471	Projects for Assistance in Transition from Homelessness (PATH)
93.155	1,034,955	1,034,955	Rural Health Research Centers
93.165	65,451		Grants to States for Loan Repayment
93.172	206,025		Human Genome Research
93.178	167,375		Nursing Workforce Diversity
93.191	254,901		Graduate Psychology Education
93.197	430,996		Childhood Lead Poisoning Prevention Projects, State and Local Childhood Lead Poisoning Prevention and Surveillance of Blood Lead Levels in Children
93.211	527,341	28,125	Telehealth Programs
93.213	9,047		Research and Training in Complementary and Integrative Health
93.217	7,645,427	5,858,277	Family Planning Services
93.234	123,143	123,142	Traumatic Brain Injury State Demonstration Grant Program
93.235	585,092	259,899	Title V State Sexual Risk Avoidance Education (Title V State SRAE) Program
93.236	228,648		Grants to States to Support Oral Health Workforce Activities
93.240	201,446	11,521	State Capacity Building
93.241	650,950	348,976	State Rural Hospital Flexibility Program
93.243	6,769,494	5,095,707	Substance Abuse and Mental Health Services Projects of Regional and National Significance
93.247	688,050		Advanced Nursing Education Workforce Grant Program
93.251	181,958		Early Hearing Detection and Intervention
93.262	137,459	44,000	Occupational Safety and Health Program
93.268	255,551,806	19,788,689	Immunization Cooperative Agreements
93.270	316,875		Viral Hepatitis Prevention and Control
93.276	117,462		Drug-Free Communities Support Program Grants
93.279	34,835		Drug Abuse and Addiction Research Programs
93.297	17,619	9,121	Teenage Pregnancy Prevention Program
93.301	240,156	240,156	Small Rural Hospital Improvement Grant Program
93.305	(72)		PPHF 2018: Office of Smoking and Health-National State-Based Tobacco Control Programs-Financed in part by 2018 Prevention and Public Health funds (PPHF)
93.310	173,008		Trans-NIH Research Support
93.314	67,288		Early Hearing Detection and Intervention Information System (EHDI-IS) Surveillance Program
93.317	2,763		Emerging Infections Programs
93.323	624,212,852	66,647,380	Epidemiology and Laboratory Capacity for Infectious Diseases (ELC)
93.324	1,255,627	588,160	State Health Insurance Assistance Program
93.327	54,623		Demonstration Grants for Domestic Victims of Human Trafficking
93.334	135,225		The Healthy Brain Initiative: Technical Assistance to Implement Public Health Actions related to Cognitive Health, Cognitive Impairment, and Caregiving at the State and Local Levels
93.336	356,795		Behavioral Risk Factor Surveillance System
93.354	1,918,837	1,364,428	Public Health Emergency Response: Cooperative Agreement for Emergency Response: Public Health Crisis Response
93.359	1,066,743	142,107	Nurse Education, Practice Quality and Retention Grants
93.387	2,403,834	592,053	National and State Tobacco Control Program
93.391	5,443,963	2,267,682	Activities to Support State, Tribal, Local and Territorial (STLT) Health Department Response to Public Health or Healthcare Crises
93.398	5,076		Cancer Research Manpower
93.426	2,136,656		Improving the Health of Americans through Prevention and Management of Diabetes and Heart Disease and Stroke
93.434	12,181,717	1,925,305	Every Student Succeeds Act/Preschool Development Grants
93.435	848,024	524,032	Innovative State and Local Public Health Strategies to prevent and Manage Diabetes and Heart Disease and Stroke-
93.436	740,469	299,060	Well-Integrated Screening and Evaluation for Women Across the Nation (WISEWOMAN)



**SCHEDULE OF EXPENDITURES OF FEDERAL AWARDS (SUMMARY)**

For the Fiscal Year Ended June 30, 2022

<b>Federal</b>			
<b>Cluster/ ALN</b>	<b>Program Expenditures</b>	<b>Subrecipient Expenditures</b>	<b>Cluster Title/ ALN Title</b>
93.439	668,980	115,936	State Physical Activity and Nutrition (SPAN)
93.461	8,913,353		Testing for the Uninsured
93.478	441,460	92,180	Preventing Maternal Deaths: Supporting Maternal Mortality Review Committees
93.495	1,235		Community Health Workers for Public Health Response and Resilient
93.498	15,614,936		COVID-19 - Provider Relief Fund
93.499	11,332,579		Low Income Household Water Assistance Program
93.526	102,468	102,468	Grants for Capital Development in Health Centers
93.556	9,485,584	3,810,665	MaryLee Allen Promoting Safe and Stable Families Program
93.558	301,714,771	166,371,575	Temporary Assistance for Needy Families
93.560	(3,318)		Payments to Territories – Adults
93.563	116,957,735	12,039,952	Child Support Enforcement
93.566	6,532,988	3,982,153	Refugee and Entrant Assistance State/Replacement Designee Administered Programs
93.568	164,366,871		Low-Income Home Energy Assistance
93.569	27,919,684	26,658,303	Community Services Block Grant
93.586	274,758		State Court Improvement Program
93.590	1,288,767	1,034,042	Community-Based Child Abuse Prevention Grants
93.597	267,742		Grants to States for Access and Visitation Programs
93.599	1,015,978	1,015,978	Chafee Education and Training Vouchers Program (ETV)
93.603	20,408		Adoption and Legal Guardianship Incentive Payments
93.630	2,242,036	972,913	Developmental Disabilities Basic Support and Advocacy Grants
93.639	32,316		ACA-Transforming Clinical Practice Initiative: Support and Alignment Networks (SANs)
93.643	363,785	125,264	Children's Justice Grants to States
93.645	11,349,220	2,799,491	Stephanie Tubbs Jones Child Welfare Services Program
93.658	106,472,070	41,595,023	Foster Care Title IV-E
93.659	73,426,560	68,168,969	Adoption Assistance
93.667	71,480,399	57,548,354	Social Services Block Grant
93.669	1,410,630	350,163	Child Abuse and Neglect State Grants
93.671	3,569,151	3,421,698	Family Violence Prevention and Services/Domestic Violence Shelter and Supportive Services
93.674	12,126,788	10,350,561	John H. Chafee Foster Care Program for Successful Transition to Adulthood
93.685	718,324	718,324	Drug Vial Size Report
93.732	1,641,369		Mental and Behavioral Health Education and Training Grants
93.747	209,975	7,200	Elder Abuse Prevention Interventions Program
93.761	48,299		Evidence-Based Falls Prevention Programs Financed Solely by Prevention and Public Health Funds (PPHF)
93.767	646,803,199		Children's Health Insurance Program
93.788	41,328,246	40,085,202	Opioid STR
93.791	7,960,472		Money Follows the Person Rebalancing Demonstration
93.799	36,290		CARA Act – Comprehensive Addiction and Recovery Act of 2016
93.800	620,496	152,369	Organized Approaches to Increase Colorectal Cancer Screening
93.810	300,000		Paul Coverdell National Acute Stroke Program National Center for Chronic Disease Prevention and Health Promotion
93.817	456	418	Hospital Preparedness Program (HPP) Ebola Preparedness and Response Activities
93.829	555,772		Section 223 Demonstration Programs to Improve Community Mental Health Services
93.837	(419)		Cardiovascular Diseases Research
93.859	970,334	173,211	Biomedical Research and Research Training
93.865	18,176		Child Health and Human Development Extramural Research
93.866	12,965		Aging Research
93.867	145,583		Vision Research
93.870	3,358,240	2,590,359	Maternal, Infant and Early Childhood Home Visiting Grant
93.879	166,166	97,285	Medical Library Assistance
93.881	25,055		The Health Insurance Enforcement and Consumer Protections Grant Program
93.884	266,450		Grants for Primary Care Training and Enhancement
93.889	7,727,968	5,904,479	National Bioterrorism Hospital Preparedness Program
93.898	4,612,599	2,080,164	Cancer Prevention and Control Programs for State, Territorial and Tribal Organizations
93.913	292,902		Grants to States for Operation of State Offices of Rural Health
93.917	43,384,421	8,290,410	HIV Care Formula Grants
93.918	816,044		Grants to Provide Outpatient Early Intervention Services with Respect to HIV Disease
93.926	2,254,584	1,329,793	Healthy Start Initiative
93.940	12,067,764	4,178,844	HIV Prevention Activities Health Department Based
93.944	470,290		Human Immunodeficiency Virus (HIV)/Acquired Immunodeficiency Virus Syndrome (AIDS) Surveillance
93.958	28,789,372	28,760,697	Block Grants for Community Mental Health Services
93.959	57,825,857	48,839,800	Block Grants for Prevention and Treatment of Substance Abuse
93.977	2,804,208	65,342	Sexually Transmitted Diseases (STD) Prevention and Control Grants
93.981	548,729		Improving Student Health and Academic Achievement through Nutrition, Physical Activity and the Management of Chronic Conditions in Schools
93.982	3,283,129	1,166,464	Mental Health Disaster Assistance and Emergency Mental Health
93.991	3,604,872	3,035,045	Preventive Health and Health Services Block Grant

**SCHEDULE OF EXPENDITURES OF FEDERAL AWARDS (SUMMARY)**

For the Fiscal Year Ended June 30, 2022

<b>Federal</b>			
<b>Cluster/ ALN</b>	<b>Program Expenditures</b>	<b>Subrecipient Expenditures</b>	<b>Cluster Title/ ALN Title</b>
93.994	16,465,953	15,316,041	Maternal and Child Health Services Block Grant to the States
93.U01	245,289		U. S. Department of Health and Human Services
93.U02	701,787		U. S. Department of Health and Human Services
93.U03	13,606		U. S. Department of Health and Human Services
93.U04	(75)		U. S. Department of Health and Human Services
93.U05	12,365		U. S. Department of Health and Human Services
93.U06	30,064		U. S. Department of Health and Human Services
93.U07	35,619		U. S. Department of Health and Human Services
93.U08	13,546		U. S. Department of Health and Human Services
94.002	82,633		Retired and Senior Volunteer Program
94.003	510,700		State Commissions
94.006	6,629,525	6,277,122	AmeriCorps
94.009	160,845		Training and Technical Assistance
94.021	298,999	298,999	Volunteer Generation Fund
96.008	236,777		Social Security - Work Incentives Planning and Assistance Program
97.005	185,400		State and Local Homeland Security National Training Program
97.008	462,677	462,677	Non-Profit Security Program
97.012	1,712,284		Boating Safety Financial Assistance
97.023	455,431		Community Assistance Program State Support Services Element (CAP-SSSE)
97.029	4,786,445	398,134	Flood Mitigation Assistance
97.036	451,964,009	176,604,634	Disaster Grants - Public Assistance (Presidentially Declared Disasters)
97.039	6,977,153	5,168,235	Hazard Mitigation Grant
97.041	344,979		National Dam Safety Program
97.042	8,736,930	6,600,993	Emergency Management Performance Grants
97.043	409,508		State Fire Training Systems Grants
97.045	2,953,689		Cooperating Technical Partners
97.047	122,545		Pre-Disaster Mitigation
97.050	688,351		Presidential Declared Disaster Assistance to Individuals and Households - Other Needs
97.056	1,240,525		Port Security Grant Program
97.067	2,635,499	2,419,436	Homeland Security Grant Program
97.077	5,404		Homeland Security Research, Development, Testing, Evaluation, and Demonstration of Technologies Related to Nuclear Threat Detection
97.082	20,508		Earthquake Consortium
98.U01	(25)		U. S. Agency for International Development
99.U01	71,615		Miscellaneous
99.U02	14,621		Miscellaneous
<b>\$ 38,236,389,334</b>		<b>\$ 6,425,081,542</b>	<b>Total Expenditures of Federal Awards</b>

The accompanying notes are an integral part of this schedule.

**SCHEDULE OF EXPENDITURES OF FEDERAL AWARDS (DETAIL)**

For the Fiscal Year Ended June 30, 2022

Federal ALN	Direct/ Indirect	Program Expenditures	Amount Provided to Subrecipients	ALN Program Title	Pass-Through Entity Number	Pass-Through Entity Name	Additional Award Information
<b><u>Aging—Cluster:</u></b>							
<b><u>U. S. Department of Health and Human Services</u></b>							
93.044	D	21,364,530	20,327,198	Special Programs for the Aging, Title III, Part B, Grants for Supportive Services and Senior Centers			
93.044	D	\$ 3,279,412	\$ 3,279,412	COVID-19 - Special Programs for the Aging, Title III, Part B, Grants for Supportive Services and Senior Centers			
93.045	D	13,063,906	12,208,668	Special Programs for the Aging, Title III, Part C, Nutrition Services			
93.045	D	11,358,452	11,358,452	COVID-19 - Special Programs for the Aging, Title III, Part C, Nutrition Services			
93.053	D	3,440,961	3,440,961	Nutrition Services Incentive Program			
		<u>52,507,261</u>	<u>50,614,691</u>	Total - Aging Cluster - U. S. Department of Health and Human Services			
		<u>52,507,261</u>	<u>50,614,691</u>	Total - Aging			
<b><u>Child Care and Development Fund—Cluster:</u></b>							
<b><u>U. S. Department of Health and Human Services</u></b>							
93.575	D	154,125,261	22,305,090	Child Care and Development Block Grant			
93.575	D	708,986,734	12,315,072	COVID-19 - Child Care and Development Block Grant			
93.575	I	20,144	-	Child Care and Development Block Grant	17243	Child Trends	
93.575	I	9,517	-	Child Care and Development Block Grant	21-0247	Alabama Partnership for Children	
93.575	I	17,479	-	Child Care and Development Block Grant	22-0613	Alabama Partnership for Children	
93.575	I	9,870	-	Child Care and Development Block Grant	22-1975	Supporting Families Together Association	
93.575	I	15,055	-	Child Care and Development Block Grant	22.1279	University of Maine	
93.596	D	128,503,956	-	Child Care Mandatory and Matching Funds of the Child Care and Development Fund			
		<u>991,688,016</u>	<u>34,620,162</u>	Total - CCDF Cluster - U. S. Department of Health and Human Services			
		<u>991,688,016</u>	<u>34,620,162</u>	Total - CCDF			
<b><u>CDBG - Entitlement Grants —Cluster:</u></b>							
<b><u>U. S. Department of Housing and Urban Development</u></b>							
14.218	I	2	-	Community Development Block Grants/Entitlement Grants	19-4538	City of Jacksonville	
14.218	I	1,312	-	Community Development Block Grants/Entitlement Grants	DOC#836840 V29 ECU/FTC	City of Greenville	
		<u>1,314</u>	<u>-</u>	Total - CBDG Entitlement Grants Cluster - U. S. Department of Housing and Urban			
		<u>1,314</u>	<u>-</u>	Total - CBDG Entitlement Grants			
<b><u>Child Nutrition—Cluster:</u></b>							
<b><u>U. S. Department of Agriculture</u></b>							
10.553	D	197,919,320	197,870,629	School Breakfast Program			
10.555	D	711,905,049	711,807,468	National School Lunch Program			
10.556	D	60,077	60,077	Special Milk Program for Children			
10.559	D	47,361,052	45,011,312	Summer Food Service Program for Children			
10.582	D	4,557,625	4,444,008	Fresh Fruit and Vegetable Program			
		<u>961,803,123</u>	<u>959,193,494</u>	Total - Child Nutrition Cluster - U. S. Department of Agriculture			
		<u>961,803,123</u>	<u>959,193,494</u>	Total - Child Nutrition			
<b><u>Clean Water State Revolving Fund—Cluster:</u></b>							
<b><u>U. S. Environmental Protection Agency</u></b>							
66.458	D	28,676,000	27,487,526	Capitalization Grants for Clean Water State Revolving Funds			
		<u>28,676,000</u>	<u>27,487,526</u>	Total - Clean Water State Revolving Fund Cluster - U. S. Environmental Protection Agency			
		<u>28,676,000</u>	<u>27,487,526</u>	Total - Clean Water State Revolving Fund			
<b><u>Disability Insurance/SSI—Cluster:</u></b>							
<b><u>U. S. Social Security Administration</u></b>							
96.001	D	64,358,615	-	Social Security Disability Insurance			
96.001	D	2,033	-	COVID-19 - Social Security Disability Insurance			
		<u>64,360,648</u>	<u>-</u>	Total - Disability Insurance/SSI Cluster - U. S. Environmental Protection Agency			
		<u>64,360,648</u>	<u>-</u>	Total - Disability Insurance/SSI			

**SCHEDULE OF EXPENDITURES OF FEDERAL AWARDS (DETAIL)**

For the Fiscal Year Ended June 30, 2022

Federal ALN	Direct/ Indirect	Program Expenditures	Amount Provided to Subrecipients	ALN Program Title	Pass-Through Entity Number	Pass-Through Entity Name	Additional Award Information
<b><i>Drinking Water State Revolving Fund—Cluster:</i></b>							
<b><u>U. S. Environmental Protection Agency</u></b>							
66.468	D	43,236,080	35,377,229	Capitalization Grants for Drinking Water State Revolving Funds			
66.468	I	32,601	-	Capitalization Grants for Drinking Water State Revolving Funds	40976	Vermont Department of Environmental Cons	
66.468	I	20,248	-	Capitalization Grants for Drinking Water State Revolving Funds	C2259003	Alabama Department of Environmental Mana	
		<u>43,288,929</u>	<u>35,377,229</u>	Total - Drinking Water State Revolving Fund Cluster - U. S. Environmental Protection			
		<u>43,288,929</u>	<u>35,377,229</u>	Total - Drinking Water State Revolving Fund			
<b><i>Food Distribution—Cluster:</i></b>							
<b><u>U. S. Department of Agriculture</u></b>							
10.565	D	5,313,581	5,090,854	Commodity Supplemental Food Program			
10.568	D	12,287,343	10,145,573	Emergency Food Assistance Program (Administrative Costs)			
10.569	D	33,671,408	33,671,408	Emergency Food Assistance Program (Food Commodities)			
		<u>51,272,332</u>	<u>48,907,835</u>	Total - Food Distribution Cluster - U. S. Department of Agriculture			
		<u>51,272,332</u>	<u>48,907,835</u>	Total - Food Distribution			
<b><i>Employment Service—Cluster:</i></b>							
<b><u>U. S. Department of Labor</u></b>							
17.207	D	25,217,886	-	Employment Service/Wagner-Peyser Funded Activities			
17.801	D	6,913,824	-	Jobs for Veterans State Grants			
		<u>32,131,710</u>	<u>-</u>	Total - Employment Service Cluster - U. S. Department of Labor			
		<u>32,131,710</u>	<u>-</u>	Total - Employment Service			
<b><i>Fish and Wildlife—Cluster:</i></b>							
<b><u>U. S. Department of Interior</u></b>							
15.605	D	11,976,074	-	Sport Fish Restoration			
15.611	D	24,135,718	1,144,784	Wildlife Restoration and Basic Hunter Education			
15.611	I	19,567	-	Wildlife Restoration and Basic Hunter Education	2016-000092	Puerto Rico DENR	
15.626	D	301,070	-	Enhanced Hunter Education and Safety			
		<u>36,432,429</u>	<u>1,144,784</u>	Total - Fish and Wildlife Cluster - U. S. Department of Interior			
		<u>36,432,429</u>	<u>1,144,784</u>	Total - Fish and Wildlife			
<b><i>Federal Transit—Cluster:</i></b>							
<b><u>U. S. Department of Transportation</u></b>							
20.500	D	206,478	-	Federal Transit Capital Investment Grants			
20.507	D	794,980	788,517	Federal Transit Formula Grants			
20.507	D	2,380,408	2,380,408	COVID-19 - Federal Transit Formula Grants			
20.526	D	3,113,558	3,113,558	Buses and Bus Facilities Formula, Competitive, and Low or No Emissions Programs			
		<u>6,495,424</u>	<u>6,282,483</u>	Total - Federal Transit Cluster - U. S. Department of Transportation			
		<u>6,495,424</u>	<u>6,282,483</u>	Total - Federal Transit			
<b><i>Foster Grandparent/Senior Companion—Cluster:</i></b>							
<b><u>U. S. Corporation for National and Community Service</u></b>							
94.011	D	362,589	-	Foster Grandparent Program			
94.016	D	338,361	-	Senior Companion Program			
		<u>700,950</u>	<u>-</u>	Total - Foster Grandparent/Senior Companion Cluster - U. S. Corporation for National			
		<u>700,950</u>	<u>-</u>	Total - Foster Grandparent/Senior Companion			
<b><i>Federal Motor Carrier Safety Assistance—Cluster:</i></b>							
<b><u>U. S. Department of Transportation</u></b>							
20.218	D	9,997,574	-	Motor Carrier Safety Assistance			
20.237	D	476,913	-	Motor Carrier Safety Assistance High Priority Activities Grants and Cooperative Agreements			
		<u>10,474,487</u>	<u>-</u>	Total - Federal Motor Carrier Safety Assistance Cluster - U. S. Department of			
		<u>10,474,487</u>	<u>-</u>	Total - Federal Motor Carrier Safety Assistance			

**SCHEDULE OF EXPENDITURES OF FEDERAL AWARDS (DETAIL)**

For the Fiscal Year Ended June 30, 2022

Federal ALN	Direct/ Indirect	Program Expenditures	Amount Provided to Subrecipients	ALN Program Title	Pass-Through Entity Number	Pass-Through Entity Name	Additional Award Information
<b>Health Center—Cluster:</b>							
<b><u>U. S. Department of Health and Human Services</u></b>							
93.224	D	3,600,790	2,534,629	Health Center Program (Community Health Centers, Migrant Health Centers, Health Care for the Homeless, and Public Housing Primary Care)			
93.224	D	985,056	291,664	COVID-19 - Health Center Program (Community Health Centers, Migrant Health Centers, Health Care for the Homeless, and Public Housing Primary Care)			
		<u>4,585,846</u>	<u>2,826,293</u>	Total - Health Center Cluster - U. S. Department of Health and Human Services			
		<u>4,585,846</u>	<u>2,826,293</u>	Total - Health Center			
<b>Head Start —Cluster:</b>							
<b><u>U. S. Department of Health and Human Services</u></b>							
93.600	D	145,213	-	Head Start			
93.600	I	18,905	-	Head Start	2022-0033 FILE 12555	Education Development Center, Inc.	
93.600	I	124,959	-	Head Start	UNC YEAR 2	Start Early	
93.600	I	32,438	-	Head Start	UNC-01 CHILD-01	Start Early	
		<u>321,515</u>	<u>-</u>	Total - Head Start Cluster - U. S. Department of Health and Human Services			
		<u>321,515</u>	<u>-</u>	Total - Head Start			
<b>Highway Planning and Construction—Cluster:</b>							
<b><u>U. S. Department of Transportation</u></b>							
20.205	D	1,143,628,203	66,385,701	Highway Planning and Construction			
20.205	D	9,467,582	-	COVID-19 - Highway Planning and Construction			
20.205	I	55,253	-	Highway Planning and Construction	N/A	HDR Engineering, Inc. , Minnesota	
20.205	I	35,371	-	Highway Planning and Construction	2019-2330	Triangle J County Govt	
20.205	I	15,409	-	Highway Planning and Construction	CONTRACT 2019-5358	City of Greensboro	
20.219	D	1,806,211	-	Recreational Trails Program			
20.224	D	51,698	-	Federal Lands Access Program			
		<u>1,155,059,727</u>	<u>66,385,701</u>	Total - Highway Planning and Construction Cluster - U. S. Department of Transportation			
<b><u>U. S. Appalachian Regional Commission</u></b>							
23.003	D	25,150,365	9,349	Appalachian Development Highway System			
		<u>25,150,365</u>	<u>9,349</u>	Total - Highway Planning and Construction Cluster - U. S. Appalachian Regional			
		<u>1,180,210,092</u>	<u>66,395,050</u>	Total - Highway Planning and Construction			
<b>Housing Voucher—Cluster:</b>							
<b><u>U. S. Department of Housing and Urban Development</u></b>							
14.871	D	5,011,656	4,303,576	Section 8 Housing Choice Vouchers			
14.879	D	5,953	5,953	Mainstream Vouchers			
		<u>5,017,609</u>	<u>4,309,529</u>	Total - Housing Voucher Cluster - U. S. Department of Housing and Urban Development			
		<u>5,017,609</u>	<u>4,309,529</u>	Total - Housing Voucher			
<b>Highway Safety—Cluster:</b>							
<b><u>U. S. Department of Transportation</u></b>							
20.600	D	7,829,052	3,044,772	State and Community Highway Safety			
20.616	D	5,965,538	821,828	National Priority Safety Programs			
		<u>13,794,590</u>	<u>3,866,600</u>	Total - Highway Safety Cluster - U. S. Department of Transportation			
		<u>13,794,590</u>	<u>3,866,600</u>	Total - Highway Safety			
<b>Medicaid—Cluster:</b>							
<b><u>U. S. Department of Health and Human Services</u></b>							
93.775	D	5,989,950	-	State Medicaid Fraud Control Units			
93.777	D	17,809,678	-	State Survey and Certification of Health Care Providers and Suppliers (Title XVIII) Medicare			
93.778	D	13,060,067,000	284,593,802	Medical Assistance Program			
93.778	D	1,488,044,154	-	COVID-19 - Medical Assistance Program			
		<u>14,571,910,782</u>	<u>284,593,802</u>	Total - Medicaid Cluster - U. S. Department of Health and Human Services			
		<u>14,571,910,782</u>	<u>284,593,802</u>	Total - Medicaid			

## SCHEDULE OF EXPENDITURES OF FEDERAL AWARDS (DETAIL)

For the Fiscal Year Ended June 30, 2022

Federal ALN	Direct/ Indirect	Program Expenditures	Amount Provided to Subrecipients	ALN Program Title	Pass-Through Entity Number	Pass-Through Entity Name	Additional Award Information
<b><u>Economic Development—Cluster:</u></b>							
<b><u>U. S. Department of Commerce</u></b>							
11.300	D	2,131,185	-	Investments for Public Works and Economic Development Facilities			
11.307	D	767,830	44,893	Economic Adjustment Assistance			
		<u>2,899,015</u>	<u>44,893</u>	Total - Economic Development Cluster - U. S. Department of Commerce			
		2,899,015	44,893	Total - Economic Development			
<b><u>Research and Development—Cluster:</u></b>							
<b><u>U. S. Peace Corps</u></b>							
08.RD	D	(957)	-	U. S. Peace Corps			A07-0328-001
08.RD	D	334	-	U. S. Peace Corps			A11-0191-001
08.RD	D	221	-	U. S. Peace Corps			A12-0237-001
		<u>(402)</u>	<u>-</u>	Total - Research and Development - U. S. Peace Corps			
<b><u>U. S. Department of Agriculture</u></b>							
10.001	D	2,817,791	125,922	Agricultural Research Basic and Applied Research			
10.001	I	30,708	-	Agricultural Research Basic and Applied Research	58-8070-0-003	USDA Ars	
10.001	I	2,271	-	Agricultural Research Basic and Applied Research	S000818-USDA / 5808080-06-018	Pennsylvania State University	
10.025	D	7,452,668	44,006	Plant and Animal Disease, Pest Control, and Animal Care			
10.025	I	144,797	-	Plant and Animal Disease, Pest Control, and Animal Care	1946/PO#25013312	Rutgers University	
10.025	I	2,133	-	Plant and Animal Disease, Pest Control, and Animal Care	1957/PO#25026025	Rutgers University	
10.025	I	(49,428)	-	Plant and Animal Disease, Pest Control, and Animal Care	AP19PPQS&T00C197	USDA Aphis	
10.025	I	123,524	-	Plant and Animal Disease, Pest Control, and Animal Care	AP19PPQS&T00C210	USDA Aphis	
10.025	I	5,596	-	Plant and Animal Disease, Pest Control, and Animal Care	C00076528-1	Curators Of Univ Of Missouri	
10.168	D	8,119	-	Farmers Market Promotion Program			
10.170	I	58,999	-	Specialty Crop Block Grant Program - Farm Bill	6059-NCSU-PDA-7029	Pennsylvania State University	
10.170	I	17,497	-	Specialty Crop Block Grant Program - Farm Bill	RC109247-NCSU	Michigan State University	
10.175	D	125,280	-	Farmers Market and Local Food Promotion Program			
10.176	I	32,548	-	Dairy Business Innovation Initiatives	9500098216	Univ Of Tennessee	
10.177	D	113,438	11,290	Regional Food System Partnerships			
10.200	D	5,296,844	3,199,539	Grants for Agricultural Research, Special Research Grants			
10.200	I	(278)	-	Grants for Agricultural Research, Special Research Grants	19-003	Univ Of Florida	
10.200	I	3,639	-	Grants for Agricultural Research, Special Research Grants	2000755016	Univ Of Florida	
10.200	I	15,185	-	Grants for Agricultural Research, Special Research Grants	2018-38500-28888	South Reg Aqua Ctr	
10.200	I	2,934	-	Grants for Agricultural Research, Special Research Grants	2100836767	Univ Of Florida	
10.200	I	18,441	-	Grants for Agricultural Research, Special Research Grants	322725321673.04.05.FR20-4	South Reg Aqua Ctr	
10.200	I	13,733	-	Grants for Agricultural Research, Special Research Grants	PO 2000754990	Univ Of Florida	
10.200	I	11,102	-	Grants for Agricultural Research, Special Research Grants	PO 2000807335	Univ Of Florida	
10.200	I	11,788	-	Grants for Agricultural Research, Special Research Grants	PO 2100819708	Univ Of Florida	
10.200	I	(212)	-	Grants for Agricultural Research, Special Research Grants	PO 2100821783	Univ Of Florida	
10.200	I	3,583	-	Grants for Agricultural Research, Special Research Grants	PO 2100821807	Univ Of Florida	
10.200	I	(1,163)	-	Grants for Agricultural Research, Special Research Grants	PO# 2000755012	Univ Of Florida	
10.200	I	1,462	-	Grants for Agricultural Research, Special Research Grants	PO# 2100863318	Univ Of Florida	
10.200	I	14	-	Grants for Agricultural Research, Special Research Grants	PO#1103533	Rutgers University	
10.200	I	6,746	-	Grants for Agricultural Research, Special Research Grants	PO#2000754404	Univ Of Florida	
10.200	I	3,397	-	Grants for Agricultural Research, Special Research Grants	PO#2000782924	Univ Of Florida	
10.200	I	26,757	-	Grants for Agricultural Research, Special Research Grants	UMS1238	Univ Of Maine	
10.200	I	55,159	-	Grants for Agricultural Research, Special Research Grants	UMS1317	Univ Of Maine	
10.206	D	5,208,065	37,238	Grants for Agricultural Research Competitive Research Grants			
10.210	D	185,596	-	Higher Education – Graduate Fellowships Grant Program			
10.212	I	120,673	-	Small Business Innovation Research	2020-2830	Synshark LLC	
10.215	I	9,001	-	Sustainable Agriculture Research and Education	3532446	Duke University	
10.215	I	25,101	-	Sustainable Agriculture Research and Education	419235-19071	Virginia Polytechnic Institute and State University	
10.215	I	51,349	-	Sustainable Agriculture Research and Education	Contingency Ltr dated 03.18.20	University of Georgia	
10.215	I	57,696	15,897	Sustainable Agriculture Research and Education	Email dated 6/14/19	University of Georgia	
10.215	I	83,459	34,055	Sustainable Agriculture Research and Education	SUB000002015	Univ Of Georgia	
10.215	I	(14,097)	-	Sustainable Agriculture Research and Education	SUB000002032	Univ Of Georgia	
10.215	I	18,890	15,629	Sustainable Agriculture Research and Education	SUB000002040	Board Reg Univ System Georgia	
10.215	I	1,484	-	Sustainable Agriculture Research and Education	SUB000002104	Univ Of Georgia	
10.215	I	1,904	-	Sustainable Agriculture Research and Education	SUB000002111	Univ Of Georgia	
10.215	I	7	-	Sustainable Agriculture Research and Education	SUB000002113	Univ Of Georgia	
10.215	I	97,910	5,031	Sustainable Agriculture Research and Education	SUB000002348	Univ Of Georgia	
10.215	I	24,083	-	Sustainable Agriculture Research and Education	SUB000002396	Rafi USA	

## SCHEDULE OF EXPENDITURES OF FEDERAL AWARDS (DETAIL)

For the Fiscal Year Ended June 30, 2022

Federal ALN	Direct/ Indirect	Program Expenditures	Amount Provided to Subrecipients	ALN Program Title	Pass-Through Entity Number	Pass-Through Entity Name	Additional Award Information
10.215	I	4,409	-	Sustainable Agriculture Research and Education	SUB00002522	Univ Of Georgia	
10.215	I	11,677	-	Sustainable Agriculture Research and Education	SUB00002568	Univ Of Georgia	
10.215	I	7,244	-	Sustainable Agriculture Research and Education	SUB00002765	University of Georgia	
10.215	I	592	-	Sustainable Agriculture Research and Education	SUBAWARD NO: RD309-137/S001432	University of Georgia	
10.216	D	216,782	-	1890 Institution Capacity Building Grants			
10.216	I	2,381	-	1890 Institution Capacity Building Grants	332.77-19.0684	Tennessee State University	
10.216	I	489	-	1890 Institution Capacity Building Grants	KSU19-008	Kentucky State Univ	
10.217	D	224,936	127,311	Higher Education - Institution Challenge Grants Program			
10.217	I	8,052	-	Higher Education - Institution Challenge Grants Program	2022-4-53734	Cal Poly Corporation	
10.217	I	27,828	-	Higher Education - Institution Challenge Grants Program	Subaward No: 022364A	Iowa State University	
10.219	D	425,259	122,469	Biotechnology Risk Assessment Research			
10.219	I	10,990	-	Biotechnology Risk Assessment Research	82936-Z5153201	Univ Of Maryland, College Park	
10.219	I	(216)	-	Biotechnology Risk Assessment Research	9500073429	Univ Of Tennessee	
10.219	I	40,230	-	Biotechnology Risk Assessment Research	SUB00002838	Univ Of Florida	
10.220	D	26,646	-	Higher Education - Multicultural Scholars Grant Program			
10.225	I	9,174	-	Community Food Projects	2019-0315	Farmer Foodshare	
10.228	I	23,354	-	Alaska Native Serving and Native Hawaiian Serving Institutions Education Grants	UAF 19-0118	University Of Alaska Fairbanks	
10.230	I	44,949	-	Farm of the Future	9500098544	Univ Of Tennessee	
10.250	D	23,301	-	Agricultural and Rural Economic Research, Cooperative Agreements and Collaborations			
10.253	D	7,747	-	Consumer Data and Nutrition Research			
10.290	D	23,488	-	Agricultural Market and Economic Research			
10.303	D	444,253	-	Integrated Programs			
10.303	I	41,328	-	Integrated Programs	A21-1561-S0001	Univ Of Cal - Davis	
10.303	I	3,333	-	Integrated Programs	RC108966NCSU	Michigan State University	
10.303	I	40,947	-	Integrated Programs	Subaward #: SUB00002201	University of Georgia	
10.304	I	22,024	-	Homeland Security Agricultural	SUB00002900	Univ Of Florida	
10.307	D	649,665	159,618	Organic Agriculture Research and Extension Initiative			
10.307	I	38,126	-	Organic Agriculture Research and Extension Initiative	137901-21047	Cornell University	
10.307	I	27,769	-	Organic Agriculture Research and Extension Initiative	2048-207-2012799	Clemson University	
10.307	I	1,758	-	Organic Agriculture Research and Extension Initiative	F0004577402020	Purdue University	
10.307	I	4,291	-	Organic Agriculture Research and Extension Initiative	SUB00001846	Univ Of Georgia	
10.307	I	7,931	-	Organic Agriculture Research and Extension Initiative	Subaward No: F0004577402019	Purdue University	
10.309	D	5,363,378	3,787,643	Specialty Crop Research Initiative			
10.309	I	5,950	-	Specialty Crop Research Initiative	014600.327502.04	Mississippi State University	
10.309	I	19,264	-	Specialty Crop Research Initiative	06-M1703518	Texas A&M University	
10.309	I	211,107	-	Specialty Crop Research Initiative	2168-207-2023550	Clemson University	
10.309	I	5,183	-	Specialty Crop Research Initiative	332.77-21.2178	Tennessee State University	
10.309	I	22,239	-	Specialty Crop Research Initiative	79598-10780	Cornell University	
10.309	I	88,889	-	Specialty Crop Research Initiative	92884-20619	Cornell University	
10.309	I	85,436	-	Specialty Crop Research Initiative	A18-0425-S003-P0671355	Univ Of Cal - Santa Cruz	
10.309	I	10,642	-	Specialty Crop Research Initiative	C00075394-4	Curators Of Univ Of Missouri	
10.309	I	81,467	-	Specialty Crop Research Initiative	M2002886	Texas A&M University	
10.309	I	64,159	-	Specialty Crop Research Initiative	RC107752C	Michigan State University	
10.309	I	154,617	-	Specialty Crop Research Initiative	RC111377D	Michigan State University	
10.309	I	266,677	-	Specialty Crop Research Initiative	RC111414B	Michigan State University	
10.309	I	30,529	-	Specialty Crop Research Initiative	S000222-NIFA	Pennsylvania State University	
10.309	I	109,552	-	Specialty Crop Research Initiative	SUB00002011	Univ Of Florida	
10.309	I	100,583	-	Specialty Crop Research Initiative	SUB00002406	Univ Of Georgia	
10.309	I	86,677	-	Specialty Crop Research Initiative	SUBAWARD # M1900024	Texas A&M University	
10.310	D	11,246,200	2,913,013	Agriculture and Food Research Initiative (AFRI)			
10.310	I	3,593	-	Agriculture and Food Research Initiative (AFRI)	011100.327115.03	Mississippi State University	
10.310	I	12,625	-	Agriculture and Food Research Initiative (AFRI)	0467 PO# 864010	Rutgers University	
10.310	I	5,202	-	Agriculture and Food Research Initiative (AFRI)	1-508212	Oklahoma State Univ	
10.310	I	36,000	-	Agriculture and Food Research Initiative (AFRI)	10010542-NCSU	Bowling Green State University	
10.310	I	3,040	-	Agriculture and Food Research Initiative (AFRI)	10050723-01:PO U000257934	Univ Of Utah	
10.310	I	109,628	-	Agriculture and Food Research Initiative (AFRI)	17 009835 A 00	Univ Of Massachusetts	
10.310	I	66,219	-	Agriculture and Food Research Initiative (AFRI)	19-060NCSU/PO#MM000232113	West Virginia Univ. Research	
10.310	I	12,548	-	Agriculture and Food Research Initiative (AFRI)	2	American Assoc Of Swine Vets	
10.310	I	63,994	43,800	Agriculture and Food Research Initiative (AFRI)	2017-67017-31654	USDA	
10.310	I	101,035	-	Agriculture and Food Research Initiative (AFRI)	2021-67013-34537-CC-001	Carroll College	
10.310	I	10,086	-	Agriculture and Food Research Initiative (AFRI)	2027-207-2012546	Clemson University	
10.310	I	5,409	-	Agriculture and Food Research Initiative (AFRI)	203909-780	Utah University	
10.310	I	55,320	-	Agriculture and Food Research Initiative (AFRI)	21-4264	Univ Of South Carolina	
10.310	I	19,359	-	Agriculture and Food Research Initiative (AFRI)	21-AGECON-205232-NCSU	Auburn University	

## SCHEDULE OF EXPENDITURES OF FEDERAL AWARDS (DETAIL)

For the Fiscal Year Ended June 30, 2022

Federal ALN	Direct/ Indirect	Program Expenditures	Amount Provided to Subrecipients	ALN Program Title	Pass-Through Entity Number	Pass-Through Entity Name	Additional Award Information
10.310	I	70,863	-	Agriculture and Food Research Initiative (AFRI)	2196-207-2013869	Clemson University	
10.310	I	233,910	-	Agriculture and Food Research Initiative (AFRI)	410553	Univ Of Connecticut	
10.310	I	(92)	-	Agriculture and Food Research Initiative (AFRI)	422585-19071	Virginia Polytechnic Institute and State University	
10.310	I	82,512	-	Agriculture and Food Research Initiative (AFRI)	423551-19071	Virginia Polytechnic Institute and State University	
10.310	I	25,479	-	Agriculture and Food Research Initiative (AFRI)	424979	University of Connecticut	
10.310	I	45,356	-	Agriculture and Food Research Initiative (AFRI)	480	Florida International University	
10.310	I	10,197	-	Agriculture and Food Research Initiative (AFRI)	5112-1302-00-D/PO 000007000	Univ of South Florida	
10.310	I	1,232	-	Agriculture and Food Research Initiative (AFRI)	5197-NCSU-USDA-3179	Pennsylvania State University	
10.310	I	99,824	-	Agriculture and Food Research Initiative (AFRI)	6101-NCSU-USDA-9251	Pennsylvania State University	
10.310	I	31,404	-	Agriculture and Food Research Initiative (AFRI)	91210-Z5214201	Univ Of Maryland, College Park	
10.310	I	32,763	-	Agriculture and Food Research Initiative (AFRI)	91660-Z5129202	Univ Of Maryland, College Park	
10.310	I	64,798	-	Agriculture and Food Research Initiative (AFRI)	929	Univ Of Wisconsin- Madison	
10.310	I	12,797	-	Agriculture and Food Research Initiative (AFRI)	95324-Z5248201	Univ Of Maryland, College Park	
10.310	I	13,507	-	Agriculture and Food Research Initiative (AFRI)	A19-0080-S001	Univ Of Cal - Davis	
10.310	I	24,903	-	Agriculture and Food Research Initiative (AFRI)	C0490A-A	Oregon State University	
10.310	I	28,408	-	Agriculture and Food Research Initiative (AFRI)	F0016875202004	Purdue University	
10.310	I	11,591	-	Agriculture and Food Research Initiative (AFRI)	H008051401	Univ Of Minnesota	
10.310	I	57,039	-	Agriculture and Food Research Initiative (AFRI)	KFS#5653710 PO#431323	Univ of Connecticut	
10.310	I	7,254	-	Agriculture and Food Research Initiative (AFRI)	RC104967NCSU	Michigan State University	
10.310	I	36,083	-	Agriculture and Food Research Initiative (AFRI)	RC111302B	Michigan State University	
10.310	I	1,535	-	Agriculture and Food Research Initiative (AFRI)	RC112047B	Michigan State University	
10.310	I	27,044	-	Agriculture and Food Research Initiative (AFRI)	S001433-USDA	Pennsylvania State University	
10.310	I	11,684	-	Agriculture and Food Research Initiative (AFRI)	SUB00002760	The Board of Regents of the University System of Georgia	
10.310	I	3,478	-	Agriculture and Food Research Initiative (AFRI)	Subaward No: 416346	Mississippi State University	
10.310	I	10,017	-	Agriculture and Food Research Initiative (AFRI)	Subaward No: 416346	University of Connecticut	
10.310	I	124,622	-	Agriculture and Food Research Initiative (AFRI)	UFDSP00011871 P0051625	Univ Of Florida	
10.311	D	91,110	12,547	Beginning Farmer and Rancher Development Program			
10.311	I	5	-	Beginning Farmer and Rancher Development Program	91161-03	University of Arkansas	
10.318	D	1,500	-	Women and Minorities in Science, Technology, Engineering, and Mathematics Fields			
10.319	I	7,604	-	Farm Business Management and Benchmarking Competitive Grants Program	Subaward No: C00074740-4	University of Missouri-Columbia	
10.320	I	15,736	-	Sun Grant Program	3200004090-22-003	Univ of Kentucky Research Found	
10.326	I	15,126	-	Capacity Building for Non-Land Grant Colleges of Agriculture (NLGCA)	21A539-01	Texas Tech University	
10.326	I	3,015	-	Capacity Building for Non-Land Grant Colleges of Agriculture (NLGCA)	21A553-01	Texas Tech University	
10.328	I	29,259	-	National Food Safety Training, Education, Extension, Outreach, and Technical Assistance Competitive Grants Program	2-312-0217696-66304L	RTI International	
10.328	I	18,089	-	National Food Safety Training, Education, Extension, Outreach, and Technical Assistance Competitive Grants Program	UFDSP00012322	Univ Of Florida	
10.329	D	511,115	135,926	Crop Protection and Pest Management Competitive Grants Program			
10.329	I	8,467	-	Crop Protection and Pest Management Competitive Grants Program	2021-1832	Southern Region Ipm Center	
10.329	I	826	-	Crop Protection and Pest Management Competitive Grants Program	423616-19071	Virginia Polytechnic Institute and State University	
10.329	I	2,369	-	Crop Protection and Pest Management Competitive Grants Program	M2102879	Texas A&M University	
10.336	D	33,697	-	Veterinary Services Grant Program			
10.351	D	288,544	20,952	Rural Business Development Grant			
10.500	D	15,930,001	-	Cooperative Extension Service			
10.500	I	25,942	-	Cooperative Extension Service	60068705	Ohio State	
10.500	I	45	-	Cooperative Extension Service	A004160403	University of Minnesota	
10.500	I	4,640	-	Cooperative Extension Service	F9000067402026	Purdue University	
10.500	I	1,371	-	Cooperative Extension Service	PO NO. 2000755010	Univ Of Florida	
10.500	I	(66)	-	Cooperative Extension Service	RE580-377/4940526	University of Georgia	
10.500	I	22,398	-	Cooperative Extension Service	SPC-1000005726/GR124720	Ohio State	
10.519	D	853,860	-	Equipment Grants Program (EGP)			
10.522	D	326,591	190,479	Food and Agriculture Service Learning Program			
10.523	I	291,238	-	Centers of Excellence at 1890 Institutions	Contingency Ltr dated 6/4/2021	Southern University and A&M College	
10.523	I	54,060	8,000	Centers of Excellence at 1890 Institutions	Sub award No: 2020-38427-31514	University of Maryland Eastern Shore	
10.533	D	86,864	-	SNAP-Ed Toolkit			
10.604	D	181,164	-	Technical Assistance for Specialty Crops Program			
10.652	D	233,878	-	Forestry Research			
10.675	D	77,725	-	Urban and Community Forestry Program			
10.680	D	46,520	-	Forest Health Protection			
10.680	I	4,289	-	Forest Health Protection	SUB00002605	Univ Of Georgia	
10.699	D	208,745	-	Partnership Agreements			
10.707	D	48,751	-	Research Joint Venture and Cost Reimbursable Agreements			
10.777	D	63,407	-	Norman E. Borlaug International Agricultural Science and Technology Fellowship			
10.868	D	31,350	-	Rural Energy for America Program			
10.902	D	448,351	-	Soil and Water Conservation			



**SCHEDULE OF EXPENDITURES OF FEDERAL AWARDS (DETAIL)**

For the Fiscal Year Ended June 30, 2022

Federal ALN	Direct/ Indirect	Program Expenditures	Amount Provided to		ALN Program Title	Pass-Through Entity Number	Pass-Through Entity Name	Additional Award Information
			Subrecipients					
10.902	I	55,912	-	-	Soil and Water Conservation	0008804/010821	Univ Of Rhode Island	
10.902	I	49,941	-	-	Soil and Water Conservation	21-0657	National Black Farmers Assoc.	
10.903	D	71,951	24,547	-	Soil Survey			
10.912	D	276,153	108,613	-	Environmental Quality Incentives Program			
10.912	I	2,938	-	-	Environmental Quality Incentives Program	2287-207-2024535	Clemson University	
10.912	I	31,255	-	-	Environmental Quality Incentives Program	RC112449 - NCSU	Michigan State University	
10.912	I	66,284	-	-	Environmental Quality Incentives Program	WLFW 2019-03	Pheasants Forever	
10.960	D	314,178	21,773	-	Technical Agricultural Assistance			
10.RD	D	10,500	-	-	U. S. Department of Agriculture			12405B21P0490
10.RD	D	6,925	-	-	U. S. Department of Agriculture			17-JV-11242315-134
10.RD	D	8,135	-	-	U. S. Department of Agriculture			19-CS-11083150-250
10.RD	D	18,457	-	-	U. S. Department of Agriculture			19-JV-11242306-117
10.RD	D	362	-	-	U. S. Department of Agriculture			19-JV-11242314-113
10.RD	D	823	-	-	U. S. Department of Agriculture			19-PA-11081100-185
10.RD	D	31,085	-	-	U. S. Department of Agriculture			20-JV-11330160-090
10.RD	D	46,737	-	-	U. S. Department of Agriculture			20-JV-11330170-006
10.RD	D	305,287	-	-	U. S. Department of Agriculture			21-CS-11330180-034
10.RD	D	32,894	-	-	U. S. Department of Agriculture			21-JV-11272131-035
10.RD	D	1,452	-	-	U. S. Department of Agriculture			21-JV-11330180-052
10.RD	D	1	-	-	U. S. Department of Agriculture			A13-0533-001
10.RD	D	287	-	-	U. S. Department of Agriculture			A16-1660-001
10.RD	D	470	-	-	U. S. Department of Agriculture			A17-1403-001
10.RD	D	16,237	-	-	U. S. Department of Agriculture			A19-0197-001
10.RD	I	135,672	-	-	U. S. Department of Agriculture	1-312-0215472-52847L	RTI International	1-312-0215472-52847
10.RD	I	14,599	-	-	U. S. Department of Agriculture	18-04-NCSU	Christmas Tree Promotion Board	18-04-NCSU
10.RD	I	15	-	-	U. S. Department of Agriculture	203768-783	Utah State University	203768-783
10.RD	I	8,350	-	-	U. S. Department of Agriculture	21-86	Potatoes USA	21-86
10.RD	I	47,593	-	-	U. S. Department of Agriculture	22-86	Potatoes USA	22-86
10.RD	I	484	-	-	U. S. Department of Agriculture	5042442	Chapel Hill-Carrboro City Schools	A14-1252-001
10.RD	I	129,206	-	-	U. S. Department of Agriculture	511558	Foundation for Food and Agricultural Research	2022-2667
10.RD	I	9,767	5,392	-	U. S. Department of Agriculture	Agreement dated 4/27/20	National Watermelon Promotion Board (NWPB)	G-281123
10.RD	I	240,476	-	-	U. S. Department of Agriculture	CA18-SS-0000000002;534667	Foundation for Food and Agricultural Research	CA18-SS-0000000002;534667
10.RD	I	8,390	-	-	U. S. Department of Agriculture	E17-99	U. S. Endow For Forest & Comm.	E17-99
10.RD	I	4,227	-	-	U. S. Department of Agriculture	NEXGEN-HEMP-0000000016	Foundation for Food and Agricultural Research	2022-0898
10.RD	I	3,954	-	-	U. S. Department of Agriculture	NEXTGEN-HEMP-0000000003	Foundation for Food and Agricultural Research	NEXTGEN-HEMP-0000000003
		<u>66,090,328</u>	<u>11,170,690</u>		Total - Research and Development - U. S. Department of Agriculture			

**U. S. Department of Commerce**

11.012	D	209,915	71,894	-	Integrated Ocean Observing System (IOOS)			
11.012	I	23,402	-	-	Integrated Ocean Observing System (IOOS)	204290UNC	University of Notre Dame	
11.012	I	2,689	-	-	Integrated Ocean Observing System (IOOS)	22-4626 PO 2000060713	Univ Of South Carolina	
11.012	I	377,193	57,837	-	Integrated Ocean Observing System (IOOS)	IOOS.16(028)U; IOOS.21-097	SECOORA Program	
11.012	I	(528)	-	-	Integrated Ocean Observing System (IOOS)	IOOS.11(033)UNCCH.HS	SECOORA Program	
11.012	I	6,286	-	-	Integrated Ocean Observing System (IOOS)	IOOS.16(028)ECU/CSI.MM.GAPS M	Southeast Coastal Ocean Observing Regional Assn	
11.012	I	18,239	9,172	-	Integrated Ocean Observing System (IOOS)	IOOS.16(028).NCSU.NN.MINI	SECOORA Program	
11.012	I	3,851	-	-	Integrated Ocean Observing System (IOOS)	IOOS.16(028)ECU/CSI.MM.OBS-NAV	Southeast Coastal Ocean Observing Regional Assn	
11.012	I	47,420	-	-	Integrated Ocean Observing System (IOOS)	IOOS.16(028)ECU/CSI.MM.OBS.4	Southeast Coastal Ocean Observing Regional Assn	
11.012	I	7,296	-	-	Integrated Ocean Observing System (IOOS)	IOOS.16(028)NCSU.RH.GLD.1	SECOORA Program	
11.012	I	77,460	-	-	Integrated Ocean Observing System (IOOS)	IOOS.16(028)NCSU.RH.MOD.1	SECOORA Program	
11.012	I	33,404	-	-	Integrated Ocean Observing System (IOOS)	IOOS.16(028)UNCCH.HS	SECOORA Program	
11.012	I	19,518	-	-	Integrated Ocean Observing System (IOOS)	IOOS.21(097)ECU.MM.HFR.1	Southeast Coastal Ocean Observing Regional Assn	
11.012	I	10,244	-	-	Integrated Ocean Observing System (IOOS)	IOOS.21(097)NCSU.RH.MOD.1	SECOORA Program	
11.012	I	183,468	-	-	Integrated Ocean Observing System (IOOS)	IOOS.21(097)UNCCH.BB	SECOORA Program	
11.012	I	57,485	-	-	Integrated Ocean Observing System (IOOS)	IOOS.21(097)UNCCH.HS	SECOORA Program	
11.021	I	13,731	-	-	NOAA Small Business Innovation Research (SBIR) Program	NOAA SBIR BY 2021 2006702	Sunburst Sensors, LLC	
11.022	I	44,684	-	-	Bipartisan Budget Act of 2018	IOOS.20(220)UNCW.JL.WEBCOOS.1	SECOORA Program	
11.022	I	8,330	-	-	Bipartisan Budget Act of 2018	IOOS.19(191)UNCCH.HS	SECOORA Program	
11.303	D	116,777	-	-	Economic Development Technical Assistance			
11.417	D	188,969	9,512	-	Sea Grant Support			
11.417	I	(5,435)	-	-	Sea Grant Support	0009046/021521/ PO#174738	Univ Of Rhode Island	
11.417	I	64,746	-	-	Sea Grant Support	M2001923	Texas A&M University	
11.417	I	2,294	-	-	Sea Grant Support	SUB00002505	Univ Of Florida	
11.417	I	11,642	-	-	Sea Grant Support	SUB00002687	Univ Of Georgia	
11.417	I	84,605	-	-	Sea Grant Support	SUB00002693	Univ Of Florida	

**SCHEDULE OF EXPENDITURES OF FEDERAL AWARDS (DETAIL)**

For the Fiscal Year Ended June 30, 2022

Federal ALN	Direct/ Indirect	Program Expenditures	Amount Provided to Subrecipients	ALN Program Title	Pass-Through Entity Number	Pass-Through Entity Name	Additional Award Information
11.417	I	21,137	-	Sea Grant Support	USM-8006110-02	Univ Of Southern Mississippi	
11.419	I	60,308	-	Coastal Zone Management Administration Awards	290550B	University of Oregon	
11.420	D	55,259	-	Coastal Zone Management Estuarine Research Reserves			
11.427	D	18,757	-	Fisheries Development and Utilization Research and Development Grants and Cooperative Agreements Program			
11.431	D	354,067	18,121	Climate and Atmospheric Research	17-3250/PO2000030010	University of South Carolina (USC)	
11.431	I	70,061	-	Climate and Atmospheric Research	35-5420-2005-001	Univ Of Nebraska Medical Ctr	
11.431	I	17,464	-	Climate and Atmospheric Research	35-5420-2005-002	Univ Of Nebraska Medical Ctr	
11.431	I	7,876	-	Climate and Atmospheric Research	GS-00F-0003S	Harmonic International	
11.431	I	68,264	-	Climate and Atmospheric Research	80843-Z7553201	Univ Of Maryland, College Park	
11.432	I	6,951,292	1,921,544	National Oceanic and Atmospheric Administration (NOAA) Cooperative Institutes	URJ58	Florida Atlantic	
11.432	I	609	-	National Oceanic and Atmospheric Administration (NOAA) Cooperative Institutes			
11.433	D	55,850	-	Marine Fisheries Initiative			
11.439	D	56,315	-	Marine Mammal Data Program			
11.451	I	21,927	-	Gulf Coast Ecosystem Restoration Science, Observation, Monitoring, and Technology	A19-0206-S004-A02	Univ Of South Alabama	
11.454	D	92,862	-	Unallied Management Projects			
11.459	D	134,694	-	Weather and Air Quality Research			
11.459	I	26,842	-	Weather and Air Quality Research	NA1820OAR4590355	Nurture Nature Ctr	
11.459	I	15,043	-	Weather and Air Quality Research	NA18OAR4590365	Nurture Nature Ctr	
11.463	D	72,902	-	Habitat Conservation			
11.467	I	30,883	-	Meteorologic and Hydrologic Modernization Development	SUBAWARD002869	University Corp for Atmospheric Research	
11.468	D	128,805	-	Applied Meteorological Research			
11.468	I	100,259	-	Applied Meteorological Research	NA19NWS4680003	National Oceanic and Atmospheric Administration	
11.472	I	14,357	-	Unallied Science Program	SA07432184 PO97462	University Of Maryland - Ces	
11.478	D	290,900	54,608	Center for Sponsored Coastal Ocean Research Coastal Ocean Program			
11.609	D	501,630	88,520	Measurement and Engineering Research and Standards			
11.609	I	95,762	-	Measurement and Engineering Research and Standards	G-99042-13	Colorado State University	
11.619	D	95,454	-	Arrangements for Interdisciplinary Research Infrastructure			
11.619	I	45,579	-	Arrangements for Interdisciplinary Research Infrastructure	57953	NIIMBL - University Of Delaware	
11.619	I	(772)	-	Arrangements for Interdisciplinary Research Infrastructure	57954	NIIMBL - University Of Delaware	
11.619	I	(2,508)	-	Arrangements for Interdisciplinary Research Infrastructure	PC1.0-037	NIIMBL - University Of Delaware	
11.619	I	21,560	-	Arrangements for Interdisciplinary Research Infrastructure	PC1.0-22	National Institute for Innovation in Manufacturing Biopharmaceuticals	
11.619	I	1,652	-	Arrangements for Interdisciplinary Research Infrastructure	PC2.2-099	NIIMBL - University Of Delaware	
11.619	I	(620)	-	Arrangements for Interdisciplinary Research Infrastructure	PC2.2-106	NIIMBL - University Of Delaware	
11.619	I	23,073	-	Arrangements for Interdisciplinary Research Infrastructure	PC2.2-120	NIIMBL - University Of Delaware	
11.619	I	42,449	-	Arrangements for Interdisciplinary Research Infrastructure	PO# UDR0000028 PC4.1-116	NIIMBL - University Of Delaware	
11.619	I	770,598	-	Arrangements for Interdisciplinary Research Infrastructure	SUBAWARD # 45781	NIIMBL - University Of Delaware	
11.619	I	307,040	-	Arrangements for Interdisciplinary Research Infrastructure	UDR0000035 ARP-6	NIIMBL - University Of Delaware	
11.619	I	360,046	-	Arrangements for Interdisciplinary Research Infrastructure	UDR0000047 PC5.1-001	NIIMBL - University Of Delaware	
11.619	I	772,324	-	Arrangements for Interdisciplinary Research Infrastructure	UDR0000084 NMBL 1008	NIIMBL - University Of Delaware	
11.620	D	53,752	-	Science, Technology, Business and/or Education Outreach			
11.RD	D	56,927	-	U. S. Department of Commerce			1305M219PNFFM0201
11.RD	D	33,114	-	U. S. Department of Commerce			A17-0434-001
11.RD	D	38,323	-	U. S. Department of Commerce			A17-0434-009
11.RD	D	43,490	-	U. S. Department of Commerce			A20-1006-001
11.RD	D	514,722	-	U. S. Department of Commerce			A21-1366-001
		14,048,013	2,231,208	Total - Research and Development - U. S. Department of Commerce			

**U. S. Department of Defense**

12.006	D	510,707	5,905	National Defense Education Program			
12.300	D	6,690,082	725,459	Basic and Applied Scientific Research			
12.300	I	30,866	-	Basic and Applied Scientific Research	03841-NCSU	University Of Akron	
12.300	I	33,485	-	Basic and Applied Scientific Research	04449-NCSU	University Of Akron	
12.300	I	75,908	-	Basic and Applied Scientific Research	1141338-445302	Carnegie Mellon University	
12.300	I	211,471	-	Basic and Applied Scientific Research	130417-5114575	Harvard University	
12.300	I	161,311	-	Basic and Applied Scientific Research	1559313 PO#1001384986	Univ Of Colorado - Boulder	
12.300	I	212,891	-	Basic and Applied Scientific Research	2020-010-01-UNC1/ N0	IHMC Florida Institute of Human and Mach	
12.300	I	(54)	-	Basic and Applied Scientific Research	2020-015-01-UNC1/ N0	IHMC Florida Institute of Human and Mach	
12.300	I	7,623	-	Basic and Applied Scientific Research	2020-018-01-UNC1	IHMC Florida Institute of Human and Mach	
12.300	I	90,819	-	Basic and Applied Scientific Research	21-ME-203221-NCSU	Auburn University	
12.300	I	42,220	-	Basic and Applied Scientific Research	2206-202-2023940	Clemson University	
12.300	I	67,528	-	Basic and Applied Scientific Research	2975-20-0904	IRflex Corporation	
12.300	I	97,590	-	Basic and Applied Scientific Research	313-0855	Duke University	
12.300	I	53,500	-	Basic and Applied Scientific Research	313-1091	Duke University	

## SCHEDULE OF EXPENDITURES OF FEDERAL AWARDS (DETAIL)

For the Fiscal Year Ended June 30, 2022

Federal ALN	Direct/ Indirect	Program Expenditures	Amount Provided to Subrecipients	ALN Program Title	Pass-Through Entity Number	Pass-Through Entity Name	Additional Award Information
12.300	I	7,149	-	Basic and Applied Scientific Research	3200004393-22-089	University of Kentucky Research Foundation	
12.300	I	109,080	-	Basic and Applied Scientific Research	A20-0047-S004	Rensselaer Polytechnic Institute (RPI)	
12.300	I	95,065	-	Basic and Applied Scientific Research	A20-1301-S001	University of Tennessee	
12.300	I	51,646	-	Basic and Applied Scientific Research	A21 0686 S001	University of Tennessee	
12.300	I	66,411	-	Basic and Applied Scientific Research	ASUB00000772	Arizona State University	
12.300	I	99,535	-	Basic and Applied Scientific Research	KR 704625	University of California at San Diego	
12.300	I	69,853	-	Basic and Applied Scientific Research	KR 704626	University of California at San Diego	
12.300	I	47,801	-	Basic and Applied Scientific Research	N00014-20-1-2804	Office of Naval Research	
12.300	I	2,699	-	Basic and Applied Scientific Research	UNC-2295	National Marine Mammal Foundation	
12.300	I	62,158	-	Basic and Applied Scientific Research	X20-801009-NC SU	Nat'L Inst. Of Aerospace	
12.330	D	358,228	-	Science, Technology, Engineering & Mathematics (STEM) Education, Outreach and Workforce Program			
12.330	I	19,920	-	Science, Technology, Engineering & Mathematics (STEM) Education, Outreach and Workforce Program	UDR0000018	NIIMBL - University Of Delaware	
12.351	D	267,505	52,129	Scientific Research - Combating Weapons of Mass Destruction			
12.351	I	186,041	-	Scientific Research - Combating Weapons of Mass Destruction	60071490-GR115753	Ohio State University	
12.351	I	199,249	-	Scientific Research - Combating Weapons of Mass Destruction	SA21-11	Pennsylvania State University	
12.351	I	(6,673)	-	Scientific Research - Combating Weapons of Mass Destruction	UNIV59846	Vanderbilt University	
12.351	I	64,091	-	Scientific Research - Combating Weapons of Mass Destruction	X0214A-B	Oregon State University	
12.355	D	636,628	-	Pest Management and Vector Control Research			
12.360	I	67,524	-	Research on Chemical and Biological Defense	W911NF1220022	The John Hopkins University	
12.420	D	8,750,813	743,457	Military Medical Research and Development			
12.420	I	13,210	-	Military Medical Research and Development	080-04000-X18601	Thomas Jefferson University	
12.420	I	2,297	-	Military Medical Research and Development	10048596-02/POU00026	University of Utah	
12.420	I	8,760	8,760	Military Medical Research and Development	2016-2475-03	Tufts University	
12.420	I	149,122	-	Military Medical Research and Development	237271	Massachusetts General Hospital	
12.420	I	20,845	-	Military Medical Research and Development	309-01	SUNY Buffalo Roswell Park Cancer Institute	
12.420	I	462	-	Military Medical Research and Development	313-0474	Duke University	
12.420	I	88,720	-	Military Medical Research and Development	3130817	Duke University	
12.420	I	(137)	-	Military Medical Research and Development	3139703	Duke University	
12.420	I	56,686	-	Military Medical Research and Development	3150/ 855506	Henry M Jackson Foundation	
12.420	I	57,393	-	Military Medical Research and Development	3200002668-19-039 7	University of Kentucky (UK)	
12.420	I	13,734	-	Military Medical Research and Development	5514 PO 1006864	Henry M Jackson Foundation	
12.420	I	2,933	-	Military Medical Research and Development	60056923 UNC	Northwestern University	
12.420	I	25,332	-	Military Medical Research and Development	CVRE-04	Minnesota Veterans Medical Research and Education Foundation	
12.420	I	18,673	-	Military Medical Research and Development	GMO201204/PO 0000019	University of Texas Southwestern Medical	
12.420	I	36,546	-	Military Medical Research and Development	PO 7000001303	Baylor University College of Medicine	
12.420	I	228	-	Military Medical Research and Development	S-001903.01.UNC	Applied Research Associates, Inc.	
12.420	I	(1)	-	Military Medical Research and Development	S-10495-01	Geneva Foundation	
12.420	I	147,666	-	Military Medical Research and Development	SUB00000106-UNC PO	University of Massachusetts Medical School	
12.420	I	108,582	-	Military Medical Research and Development	SUB000002485	University of Georgia	
12.420	I	106,107	-	Military Medical Research and Development	VUMC83140	Vanderbilt University Medical Center	
12.420	I	(1,318)	-	Military Medical Research and Development	W81XWH-14-2-0151	Medical College of Wisconsin	
12.420	I	258	-	Military Medical Research and Development	WFUHS 110627	Wake Forest University Health Sciences	
12.420	I	151,324	(1,200)	Military Medical Research and Development	Z3C00010 0011340322	University of Kansas Medical Center	
12.431	D	3,944,769	433,249	Basic Scientific Research			
12.431	I	79,427	-	Basic Scientific Research	0160 G UA560	Univ Of California-Los Angeles	
12.431	I	102,966	-	Basic Scientific Research	2004717319	Johns Hopkins University	
12.431	I	98,826	-	Basic Scientific Research	2019-3029	Aded LLC	
12.431	I	93,309	-	Basic Scientific Research	277-33092-10000115190	Wake Forest University	
12.431	I	5,214	-	Basic Scientific Research	313-1087	Duke University	
12.431	I	18,913	-	Basic Scientific Research	450760-19071	Virginia Polytechnic Institute and State University	
12.431	I	25,047	-	Basic Scientific Research	574211	Trustees of the Univ. of Pennsylvania	
12.431	I	59,181	-	Basic Scientific Research	743751-2	College of William and Mary	
12.431	I	100,396	-	Basic Scientific Research	92689116 /SCON-00001540	Univ Of Southern Cal	
12.431	I	167,203	-	Basic Scientific Research	ADDENDUM NO. 1	Univ Of South Florida	
12.431	I	46,485	-	Basic Scientific Research	UFDSP00012222-5/ PO0088902	University of Florida	
12.550	I	63,139	-	The Language Flagship Grants to Institutions of Higher Education	0054-UNC-17-SSR-280-	Institute of International Education, Inc	
12.550	I	6,701	-	The Language Flagship Grants to Institutions of Higher Education	0054-UNC-27-RUS-280-	Institute of International Education, Inc	
12.550	I	319,420	-	The Language Flagship Grants to Institutions of Higher Education	BOR21-UNC-16-RUS-PO1	Institute of International Education, Inc	
12.560	I	32,910	-	DOD, NDEP, DOTC-STEM Education Outreach Implementation	13000844-041	Purdue University	
12.560	I	4,581	-	DOD, NDEP, DOTC-STEM Education Outreach Implementation	NP012	Ncase	
12.560	I	4,783	-	DOD, NDEP, DOTC-STEM Education Outreach Implementation	NP012A	Ncase	
12.598	D	249,665	27,227	Centers for Academic Excellence			

## SCHEDULE OF EXPENDITURES OF FEDERAL AWARDS (DETAIL)

For the Fiscal Year Ended June 30, 2022

Federal ALN	Direct/ Indirect	Program Expenditures	Amount Provided to Subrecipients	ALN Program Title	Pass-Through Entity Number	Pass-Through Entity Name	Additional Award Information
12.630	D	2,653,907	143,246	Basic, Applied, and Advanced Research in Science and Engineering			
12.630	I	86,550	-	Basic, Applied, and Advanced Research in Science and Engineering	191000.361536.01	Mississippi State University	
12.630	I	10,051	-	Basic, Applied, and Advanced Research in Science and Engineering	20-871-107 & 20-871-108	National Science Teachers Association	
12.630	I	84,543	-	Basic, Applied, and Advanced Research in Science and Engineering	572622	Trustees of the University of Pennsylvania	
12.630	I	264,401	230,580	Basic, Applied, and Advanced Research in Science and Engineering	744993	Battelle Memorial Institute	
12.630	I	(194)	-	Basic, Applied, and Advanced Research in Science and Engineering	PO# US001-0000-744993	Battelle Memorial Institute	
12.630	I	50,392	-	Basic, Applied, and Advanced Research in Science and Engineering	SUB00002223	Univ Of Georgia	
12.630	I	29,453	-	Basic, Applied, and Advanced Research in Science and Engineering	SUB00002922	Univ Of Florida	
12.630	I	31,146	-	Basic, Applied, and Advanced Research in Science and Engineering	T0018	Armi	
12.630	I	18,666	-	Basic, Applied, and Advanced Research in Science and Engineering	W9111SR-14-2-0001 RPP-1914	MSI Consortium	
12.632	I	27,184	-	Legacy Resource Management Program	E18-91	U.S. Endow For Forest & Comm.	
12.740	I	427,053	-	Past Conflict Accounting	1015975 MOD 1	Henry M Jackson Foundation	
12.740	I	64,018	-	Past Conflict Accounting	509	University of Wisconsin Board of Regents	
12.740	I	330,270	124,362	Past Conflict Accounting	704541	Regents of the University of California	
12.750	I	(15)	-	Uniformed Services University Medical Research Projects	2833874	Duke University	
12.750	I	242,240	-	Uniformed Services University Medical Research Projects	2834917	Duke University	
12.750	I	44,740	-	Uniformed Services University Medical Research Projects	5361 P#998957	Henry M. Jackson Foundation	
12.750	I	82,878	-	Uniformed Services University Medical Research Projects	S-11021-14-01	Geneva Foundation	
12.800	D	3,072,333	673,538	Air Force Defense Research Sciences Program			
12.800	I	(80)	-	Air Force Defense Research Sciences Program	085341-16309	Univ Of Illinois- Urbana	
12.800	I	71,420	-	Air Force Defense Research Sciences Program	6122-NCSU-AFOSR-0295	Pennsylvania State University	
12.800	I	72,338	-	Air Force Defense Research Sciences Program	A21-0146-S001	Rensselaer Polytechnic Institute	
12.800	I	258,270	-	Air Force Defense Research Sciences Program	AWD100348 (SUB00000078)	Univ Of Chicago	
12.800	I	10,468	-	Air Force Defense Research Sciences Program	C-5067/FAM01-0000204611	FAMU - FSU	
12.800	I	14,422	-	Air Force Defense Research Sciences Program	EPCA01-01-0087	Biomade	
12.800	I	38,506	-	Air Force Defense Research Sciences Program	NB 18-21-31	Nbmc / Semi	
12.800	I	4,696	-	Air Force Defense Research Sciences Program	NB18-20-21	Nbmc / Semi	
12.800	I	65,391	-	Air Force Defense Research Sciences Program	NB18-21-28	Nano-Bio Materials Consortium (NBMC)	
12.800	I	288,933	-	Air Force Defense Research Sciences Program	SUB00000437	Princeton University	
12.800	I	32,186	-	Air Force Defense Research Sciences Program	Subaward No: 575203	University of Pennsylvania	
12.800	I	19,428	-	Air Force Defense Research Sciences Program	Subaward No: GR123212	Ohio State University	
12.800	I	(1,110)	-	Air Force Defense Research Sciences Program	X19-901038-NCSU	Nat'L Inst. Of Aerospace	
12.900	D	60,405	-	Language Grant Program			
12.901	D	234,728	-	Mathematical Sciences Grants			
12.902	D	995,312	156,557	Information Security Grants			
12.902	I	58,225	-	Information Security Grants	Subaward No: FORD0059-30353	Fordham University	
12.905	D	195,813	13,243	CyberSecurity Core Curriculum			
12.905	I	212,768	-	CyberSecurity Core Curriculum	13000952-034	Purdue University	
12.910	D	7,684,548	4,517,954	Research and Technology Development			
12.910	I	102,032	-	Research and Technology Development	04702-UNC	University of Akron	
12.910	I	814,689	-	Research and Technology Development	11542SC	University of California at San Francisco	
12.910	I	192,016	-	Research and Technology Development	16226149	Univ Of Central Florida	
12.910	I	(445)	-	Research and Technology Development	60066428	Ohio State University	
12.910	I	(1,127)	-	Research and Technology Development	60066428 PO# RF01539663	Ohio State University	
12.910	I	216,537	-	Research and Technology Development	60075277 (PO# RF01599338)	Ohio State University	
12.910	I	170,153	-	Research and Technology Development	ASUB000000246	Arizona State University	
12.910	I	59,721	-	Research and Technology Development	D20T-24-0327	Brimrose Technology Corp	
12.910	I	40,559	-	Research and Technology Development	GG12339.169274	Univ Of Virginia	
12.910	I	1,481	-	Research and Technology Development	SCON-00003179	Univ Of Southern Cal	
12.910	I	240,827	-	Research and Technology Development	UWSC11456/BPO 43409	University of Washington	
12.RD	D	196,858	-	U. S. Department of Defense			2021-20111000006
12.RD	D	3,794	-	U. S. Department of Defense			2021-2360N3943021P2201
12.RD	D	(322)	-	U. S. Department of Defense			A12-0722-001
12.RD	D	22	-	U. S. Department of Defense			A14-0166-001
12.RD	D	(2)	-	U. S. Department of Defense			A17-0220-001
12.RD	D	596,741	249,176	U. S. Department of Defense			A17-1205-001
12.RD	D	21,601	-	U. S. Department of Defense			A19-1486-001
12.RD	D	147,324	-	U. S. Department of Defense			A19-1624-001
12.RD	D	394,359	44,723	U. S. Department of Defense			A20-0940-001
12.RD	D	72,473	-	U. S. Department of Defense			A20-1350-001
12.RD	D	25,038	-	U. S. Department of Defense			A21-0018-002
12.RD	D	225,358	-	U. S. Department of Defense			A22-0058-001
12.RD	D	20,492	-	U. S. Department of Defense			A22-1092-001
12.RD	D	21,564	14,187	U. S. Department of Defense			FA864922P0559

## SCHEDULE OF EXPENDITURES OF FEDERAL AWARDS (DETAIL)

For the Fiscal Year Ended June 30, 2022

Federal ALN	Direct/ Indirect	Program Expenditures	Amount Provided to Subrecipients	ALN Program Title	Pass-Through Entity Number	Pass-Through Entity Name	Additional Award Information
12.RD	D	144,539	-	U. S. Department of Defense			FUND: A97EJ PO 5077174031
12.RD	D	802,449	801,139	U. S. Department of Defense			H98230-19-D-0012
12.RD	D	512,812	-	U. S. Department of Defense			H98230-19-D-0012/0003
12.RD	D	5,609,115	1,893,076	U. S. Department of Defense			H98230-19-D-0012/DO-0002
12.RD	D	130,383	-	U. S. Department of Defense			IPA2020-1917
12.RD	D	36,688	-	U. S. Department of Defense			IPA2020-2931
12.RD	D	9,424	-	U. S. Department of Defense			W81XWH-17-C-0054
12.RD	D	(130)	-	U. S. Department of Defense			W911QY-21-9-0007
12.RD	D	183,307	-	U. S. Department of Defense			W911QY2120001
12.RD	D	73,204	-	U. S. Department of Defense			W911QY21P0065
12.RD	D	198,345	39,118	U. S. Department of Defense			W912HQ21C0044
12.RD	D	123,466	-	U. S. Department of Defense			W912HQ21P0005
12.RD	D	141,010	-	U. S. Department of Defense			W912HZ-17-2-0010
12.RD	D	93,892	-	U. S. Department of Defense			W912HZ-20-2-0012
12.RD	D	59,736	-	U. S. Department of Defense			W912HZ-20-2-0017
12.RD	D	105,013	-	U. S. Department of Defense			W912HZ2020001
12.RD	I	3,400	-	U. S. Department of Defense	N/A	Impulsonic Inc	A13-1115-001
12.RD	I	40,152	-	U. S. Department of Defense	N/A	Perotech, Inc.	A22-1233-001
12.RD	I	(320)	-	U. S. Department of Defense	N/A	Serco, Inc.	A09-1105-001
12.RD	I	35,770	-	U. S. Department of Defense	0061688-03 / W81XWH-16-D-0024	Univ of Pittsburgh	20-0541
12.RD	I	42,822	-	U. S. Department of Defense	1-312-0218234-66654L	Research Triangle Institute (RTI International)	A21-1753-001
12.RD	I	3,835	-	U. S. Department of Defense	121-01	Sys Mat'L Res Corp, Smrc	SP4701-18-C-0070 121-01
12.RD	I	(112)	-	U. S. Department of Defense	15-0459	Brigham Young University	W900KK-15-C-0028
12.RD	I	38,917	-	U. S. Department of Defense	16246083-05	Univ Of Central Florida	P425F201750-20A
12.RD	I	(863)	-	U. S. Department of Defense	165852-18F5828-19-18-C1	Arctos Tech Solutions, LLC	FA8650-16-D-5852
12.RD	I	100	-	U. S. Department of Defense	166125	Duke University Medical Center	A10-0807-001
12.RD	I	132,237	-	U. S. Department of Defense	167-20210819	Cardinal Engineering	167-20210819
12.RD	I	145,517	-	U. S. Department of Defense	1904	Storagenergy Tech, Inc.	W911NF-19-C-0074
12.RD	I	(45)	-	U. S. Department of Defense	1905	Storagenergy Tech, Inc.	W911NF-18-C-0086
12.RD	I	2,512,753	1,141,400	U. S. Department of Defense	1909-005	Medical CBRN Defense Consortium (MCDCC)	A20-0490-001
12.RD	I	(2,828)	-	U. S. Department of Defense	20-004 FA8649-20-P-0343	Corvid Technologies	AF19B-T012
12.RD	I	(14,997)	-	U. S. Department of Defense	2017-1403	Nla Diagnostics, LLC	2017-1403
12.RD	I	15,746	-	U. S. Department of Defense	2017-2205	Radiabeam Technologies, LLC	N68335-18-C-0103
12.RD	I	1,375	-	U. S. Department of Defense	2017-SC003	Coherent Technical Serv, Inc.	N68335-16-C-0264
12.RD	I	37,320	-	U. S. Department of Defense	2019-TSSA-0002	Mide Technology Corp	W91CRB19C0020
12.RD	I	91	-	U. S. Department of Defense	2020-0358	Nirsense LLC	W15QKN1991018
12.RD	I	15,644	-	U. S. Department of Defense	2020-1180	Adroit Materials, Inc.	W911NF20C0020
12.RD	I	3,246	-	U. S. Department of Defense	2020-1236	Haley & Aldrich, Inc.	W912HQ18C0081
12.RD	I	1,596	-	U. S. Department of Defense	2020-2016	Ampac, LLC	2020-2016 N6833518C0180
12.RD	I	(3,321)	-	U. S. Department of Defense	2020-2232	Nahsai, LLC	2020-2232 FA864920P0600
12.RD	I	28,393	-	U. S. Department of Defense	2020-2822	Nahsai, LLC	FA864920P1003
12.RD	I	40,411	-	U. S. Department of Defense	2021-0545	Archaius LLC	FX20D-TCSO1-0052
12.RD	I	118,886	-	U. S. Department of Defense	2021-0576	Adroit Materials, Inc.	H98230-19-D-0012/DO-0002
12.RD	I	4,538	-	U. S. Department of Defense	2021-1088	Eccalon, LLC	47QTCA18D00DK
12.RD	I	3,820	-	U. S. Department of Defense	2021-1267	Luna Innovations, Inc	W911QY-21-P-0077
12.RD	I	72,115	-	U. S. Department of Defense	2021-1739	Dermisense	FA8650-18-2-5402
12.RD	I	75,748	-	U. S. Department of Defense	2021-2132	Bear Fiber	M678542IC6612
12.RD	I	49,737	-	U. S. Department of Defense	2021-2134	Ida Fiber Studio	M67854-21-C-6621
12.RD	I	15,212	-	U. S. Department of Defense	2021-2216	Diamond Age Tech.	FA864921P1389
12.RD	I	2,051	-	U. S. Department of Defense	2021-2359	Espira, Inc	W911QY20C0061
12.RD	I	49,690	-	U. S. Department of Defense	2021-3243	Numat Technologies, Inc	HDTRAI-20-C-0023
12.RD	I	88,323	-	U. S. Department of Defense	2021-3265	Next Defense Solutions	W52P1J-21-9-3001
12.RD	I	185,333	-	U. S. Department of Defense	2021-ARL-TRACA-PP-NCSU-00	Civil-Military Innovation Inst	W911NF2120078
12.RD	I	27,910	-	U. S. Department of Defense	2022-0387	Dynovis, Inc.	N00421-21-9-0019
12.RD	I	3,804	-	U. S. Department of Defense	2022-0601	Archaius LLC	2022-0601
12.RD	I	3,675	-	U. S. Department of Defense	2022-1028	Secmaton	W56HZV-22-C-0022
12.RD	I	15,476	-	U. S. Department of Defense	2022-1389	Voxel Innovations, Inc.	FA864922P0559
12.RD	I	104,801	-	U. S. Department of Defense	2037-1909	Sa Photonics	2019-0260 2037-1909 W911SR-19 -C-0027
12.RD	I	22,823	-	U. S. Department of Defense	21-1035	Nirsense LLC	FA864921P0575
12.RD	I	36,673	-	U. S. Department of Defense	21-3517	Clearsens, Inc.	A21-1358-001
12.RD	I	9,407	-	U. S. Department of Defense	22-00929	Wichita State Univ	FA8650-19-C-5212
12.RD	I	29,592	-	U. S. Department of Defense	2469-1	Intelligent Automation, Inc.	FA8651-19-C-0122
12.RD	I	61,162	-	U. S. Department of Defense	2575-1	Intelligent Automation, Inc.	2575-1
12.RD	I	180,918	-	U. S. Department of Defense	2618-2	Intelligent Automation, Inc.	2021-21040700003

## SCHEDULE OF EXPENDITURES OF FEDERAL AWARDS (DETAIL)

For the Fiscal Year Ended June 30, 2022

Federal ALN	Direct/ Indirect	Program Expenditures	Amount Provided to Subrecipients	ALN Program Title	Pass-Through Entity Number	Pass-Through Entity Name	Additional Award Information
12.RD	I	50,233	-	U. S. Department of Defense	2623-1	Intelligent Automation, Inc.	FA9550-21-P-0002
12.RD	I	25,174	-	U. S. Department of Defense	313-0868	Duke University	A18-1565-001
12.RD	I	211,538	-	U. S. Department of Defense	3130816	Duke University	A18-1436-001
12.RD	I	1,785	-	U. S. Department of Defense	3577.01NCSU	Luna Innovations, Inc	W912HQ-19-P-0014
12.RD	I	(1,253)	-	U. S. Department of Defense	3953-1	Mantric Technologies, LLC	W911NF-20-P-0039
12.RD	I	5,547	-	U. S. Department of Defense	41769	Advanced Cooling Technologies	W911QY21P0012
12.RD	I	184,746	-	U. S. Department of Defense	4342-FPN-1	Mantric Technologies, LLC	W911NF21C0013
12.RD	I	69,881	-	U. S. Department of Defense	4600006792	Aerospace Corporation	2020-1046
12.RD	I	65,243	-	U. S. Department of Defense	5019	Water Research Foundation	W912HQ-18-C-0048
12.RD	I	114,575	-	U. S. Department of Defense	5100009186-1	Bwx Technologies	2021-3158
12.RD	I	65,477	-	U. S. Department of Defense	5665/1013623/66062	Henry M Jackson Foundation	A21-1396-001
12.RD	I	(96)	-	U. S. Department of Defense	58-3020-8-11	All Things Bugs, LLC	58-3020-8-11
12.RD	I	381,126	-	U. S. Department of Defense	61670	Vanderbilt University	W912HQ20C0040
12.RD	I	2,397	-	U. S. Department of Defense	7000527354	Mit Lincoln Laboratory	7000527354
12.RD	I	3,304	-	U. S. Department of Defense	86956	Creare, Inc.	A17-0988-001
12.RD	I	11,765	-	U. S. Department of Defense	9735-1 A10014	International AIDS Vaccine Initiative	A21-1743-001
12.RD	I	5,778	-	U. S. Department of Defense	A101479	Woods Hole Oceanographic Inst.	2019-2250 A101479 N3943019C2173
12.RD	I	116,293	-	U. S. Department of Defense	AWD-1001187-G1/PO-500	Georgia Institute of Technology Research	A17-0825-001
12.RD	I	19,374	-	U. S. Department of Defense	DRC.11223.03.RR001794.20 MOD 3	Riverside Research	FA8650-14-D-1737
12.RD	I	94,300	-	U. S. Department of Defense	DSC3130-02	Macaulay-Brown, Inc.	2017-2205 N68335-18-C-0103
12.RD	I	14,016	-	U. S. Department of Defense	EXHIBIT 1C SOW 3	Affoa	W15QKN-16-3-0001
12.RD	I	2,129	-	U. S. Department of Defense	FA8651-12-M-0181	DOD DAF Air Force Research Laboratory (AFRL)	G-210136
12.RD	I	7,017	-	U. S. Department of Defense	GS.1102.013.NCSU.19.01	Tda Research, Inc.	N68936-20-C-0003
12.RD	I	97,975	-	U. S. Department of Defense	GS.1102.018.NCSU.21.01	Tda Research, Inc.	N68936-21-C-0024
12.RD	I	64,407	-	U. S. Department of Defense	GS.1201.008.NCSU.21.02	Tda Research, Inc.	M67854-21-C-6619
12.RD	I	7,048	4,637	U. S. Department of Defense	H98230-19-D-0012/DO-0002	Southern Cal	H98230-19-D-0012/DO-0002
12.RD	I	35,527	23,373	U. S. Department of Defense	H98230-19-D-0012/DO-0002	Univ Of Florida	H98230-19-D-0012/DO-0002
12.RD	I	39,651	-	U. S. Department of Defense	H98230-21-1-0026	DOD National Security Agency (NSA)	G-210242
12.RD	I	26,299	-	U. S. Department of Defense	H98230-21-1-0026	DOD National Security Agency (NSA)	G-210243
12.RD	I	56,374	6,933	U. S. Department of Defense	H98230-21-1-0326	DOD National Security Agency (NSA)	G-210245
12.RD	I	25,500	-	U. S. Department of Defense	H98230-22-1-0017	DOD National Security Agency (NSA)	G-210263
12.RD	I	30,000	-	U. S. Department of Defense	HQ072721P0023	Nomis Power Group LLC	HQ072721P0023
12.RD	I	(4,189)	-	U. S. Department of Defense	K002216-00-S01	Kitware, Inc.	K002216-00-S01
12.RD	I	59,998	-	U. S. Department of Defense	K003054-00-S01	Kitware, Inc.	A20-1682-001
12.RD	I	178,480	-	U. S. Department of Defense	KR2021S4P1_NCSU	Kairos Research LLC	2021-21040900002
12.RD	I	80,387	-	U. S. Department of Defense	MARINE1	Technology Holding, LLC	M6785421C6618
12.RD	I	55,374	-	U. S. Department of Defense	N68335-21-C-0785_NCSU	Hepburn And Sons, LLC	N68335-21-C-0785_NCSU
12.RD	I	14,696	-	U. S. Department of Defense	N6833520C0390 -01	Perotech, Inc.	A21-0511-002
12.RD	I	15,917	-	U. S. Department of Defense	N6833520C0837	Perceptronics Solutions	N6833520C0837
12.RD	I	23,808	-	U. S. Department of Defense	NR-K164	Florida Atlantic University	N4175619C3083
12.RD	I	276,420	-	U. S. Department of Defense	P02735	Iris Technology	P02735
12.RD	I	41,593	-	U. S. Department of Defense	PO 5100009048-0	Bwx Technologies	2020-2581
12.RD	I	371,185	-	U. S. Department of Defense	PO00150493 / 4T126	Teledyne Scientific & Imaging	N6523619C8013
12.RD	I	40	-	U. S. Department of Defense	PO20-01096	Applied Research Assoc. (Ara)	W911NF-17-D-0006
12.RD	I	123,911	-	U. S. Department of Defense	S-004528-01-NCSU	Applied Research Assoc. (Ara)	2020-2432
12.RD	I	30,130	-	U. S. Department of Defense	SA0000776	San Diego State	G58277 Archaeological Research in Willamet
12.RD	I	141,965	26,179	U. S. Department of Defense	SCN09652	Martin Defense Group, LLC	HR0011-20-C-0053
12.RD	I	36,176	-	U. S. Department of Defense	SOW 1 (EXHIBIT 1A)	Affoa	W15QKN-16-3-0001
12.RD	I	63,541	34,919	U. S. Department of Defense	SOW 2 (EXHIBIT 1B)	Affoa	W15QKN-16-3-0001
12.RD	I	12,147	-	U. S. Department of Defense	STTR2021-002-NC STATE	Crown Consulting	FA864921P0130
12.RD	I	163,855	-	U. S. Department of Defense	SUB# D01-W911SR-14-2-001-0026	MSRDC	G-281000
12.RD	I	39,528	-	U. S. Department of Defense	SUBAWARD FOR N6833521C035	Polypv, LLC	N6833521C0350
12.RD	I	24,624	-	U. S. Department of Defense	Signed Doc Dated 3/11/2021	LM Group Holdings, Inc	G-281191
12.RD	I	27,519	-	U. S. Department of Defense	Subaward No: GR125525	Ohio State University	G-281264
12.RD	I	4,589	-	U. S. Department of Defense	Subcontract NCAT 21-1-0460	Clarkson Aerospace	G-281240
12.RD	I	17,851	-	U. S. Department of Defense	Subcontract No.D9104-S1	Georgia Tech Research Institute	G-281195
12.RD	I	25,378	-	U. S. Department of Defense	Subcontract No.D9104-S1	Georgia Tech Research Institute	G-281196
12.RD	I	37,232	-	U. S. Department of Defense	Subcontract No.D9104-S1	Georgia Tech Research Institute	G-281197
12.RD	I	14,817	10,854	U. S. Department of Defense	Subcontract No: P010237224	SAIC	G-281071
12.RD	I	13,000	-	U. S. Department of Defense	Subcontract No: SB2107-001-1	Spectral Energies, LLC	G-281217
12.RD	I	94,179	-	U. S. Department of Defense	Subcontract No: SB2119-001-1	Spectral Energies, LLC	G-281246
12.RD	I	62,680	-	U. S. Department of Defense	TS21-00-2402-001	Taitech, Inc	FA8650-21-F-2402
12.RD	I	42,442	-	U. S. Department of Defense	UNC-22-S-003	Woolpert, Inc.	A22-1136-001

**SCHEDULE OF EXPENDITURES OF FEDERAL AWARDS (DETAIL)**

For the Fiscal Year Ended June 30, 2022

Federal ALN	Direct/ Indirect	Program Expenditures	Amount Provided to Subrecipients	ALN Program Title	Pass-Through Entity Number	Pass-Through Entity Name	Additional Award Information
12.RD	I	37,609	-	U. S. Department of Defense	US001-0000765800	Battelle Memorial Institute	2019-0617 POU5001-0000765800 W911NF-19-C-0090
12.RD	I	125,813	-	U. S. Department of Defense	VADUM-20-BEAGLE2S	Vadum, Inc.	W911NF-20-C-0052
12.RD	I	2,572	-	U. S. Department of Defense	VADUM-20-SCOUTER	Vadum, Inc.	2020-3163W911NF21P0024
12.RD	I	236,365	-	U. S. Department of Defense	VADUM-21-MOCKINGBIRD_2	Vadum, Inc.	2020-33522-32269
12.RD	I	26,026	17,092	U. S. Department of Defense	W15QKN-16-3-0001	Affoa	W15QKN-16-3-0001
12.RD	I	150,378	-	U. S. Department of Defense	W912CG20C0008	Adroit Materials, Inc.	2020-1237 W912CG20C0008
12.RD	I	12,154	-	U. S. Department of Defense	W912T20C0015	DOD-Construction Engineering Research Laboratory(CERL)	G-210235
12.RD	I	10,105	-	U. S. Department of Defense	Z117/UNC	Zymeron Corporation	A21-0466-001
12.RD	I	26,156	-	U. S. Department of Defense	Z119/NCSU	Zymeron	HR001121C0153
12.RD	I	12,300	-	U. S. Department of Defense	letter dated 02/27/2020	Indiana University at Bloomington	G-281114
		<u>64,292,720</u>	<u>12,161,272</u>	Total - Research and Development - U. S. Department of Defense			
<b><u>U. S. Central Intelligence Agency</u></b>							
13.RD	D	78,977	-	U. S. Central Intelligence Agency			A16-0697-001
13.RD	I	46,961	-	U. S. Central Intelligence Agency	202356/PO#P0057072	Florida Institute of Technology	A18-1486-001
13.RD	I	75,544	-	U. S. Central Intelligence Agency	CONTINGENCY DATED 9/28/18	Florida Institute of Technology Inc	G-281032
		<u>201,482</u>	<u>-</u>	Total - Research and Development - U. S. Central Intelligence Agency			
<b><u>U. S. Department of Housing and Urban Development</u></b>							
14.506	D	182,417	9,905	General Research and Technology Activity			
14.906	D	215,509	-	Healthy Homes Technical Studies Grants			
14.RD	I	33,420	-	U. S. Department of Housing and Urban Development	Subaward No: 8881	Indiana University at Bloomington	G-281202
		<u>431,346</u>	<u>9,905</u>	Total - Research and Development - U. S. Department of Housing and Urban Development			
<b><u>U. S. Department of Interior</u></b>							
15.232	D	59,248	-	Joint Fire Science Program			
15.423	D	292,427	244,899	Bureau of Ocean Energy Management (BOEM) Environmental Studies (ES)			
15.506	D	176	-	Water Desalination Research and Development			
15.608	D	12,394	-	Fish and Wildlife Management Assistance			
15.608	I	(1,635)	-	Fish and Wildlife Management Assistance	SUB00002047	Univ Of Florida	
15.628	D	3,720	-	Multistate Conservation Grant			
15.628	I	6,670	-	Multistate Conservation Grant	F22AP00937-00	Georgia Wildlife Federation	
15.630	D	5,754	-	Coastal			
15.634	I	15,853	-	State Wildlife Grants	21253	Florida Fish & Wildlife Conservation Comm	
15.650	D	7,332	2,468	Research Grants (Generic)			
15.654	D	17,032	-	National Wildlife Refuge System Enhancements			
15.657	D	44,003	-	Endangered Species Recovery Implementation			
15.663	I	141,864	-	NFWF-USFWS Conservation Partnership	8020.16.054141	Nat'L Fish & Wildlife Found.	
15.664	D	22,329	-	Fish and Wildlife Coordination and Assistance			
15.678	D	186,492	-	Cooperative Ecosystem Studies Units			
15.805	D	26,485	7,819	Assistance to State Water Resources Research Institutes			
15.807	D	52,624	-	Earthquake Hazards Program Assistance			
15.807	I	(16,350)	-	Earthquake Hazards Program Assistance	118063058	Univ Of Southern Cal	
15.807	I	21,921	-	Earthquake Hazards Program Assistance	SCON-00002275	University of Southern California	
15.808	D	378,372	25,380	U. S. Geological Survey Research and Data Collection			
15.810	D	38,537	-	National Cooperative Geologic Mapping			
15.812	D	850,425	4,266	Cooperative Research Units			
15.820	D	1,397,150	457,481	National and Regional Climate Adaptation Science Centers			
15.923	D	3,842	-	National Center for Preservation Technology and Training			
15.931	D	7,237	-	Conservation Activities by Youth Service Organizations			
15.945	D	632,082	41,617	Cooperative Research and Training Programs – Resources of the National Park System			
15.945	I	36,522	-	Cooperative Research and Training Programs – Resources of the National Park System	169	Florida Intl Univ Board of Trustees	
15.946	I	2,005	-	Cultural Resources Management	ASALH-09-2020	Assoc for Study of African American Life	
15.RD	D	(647)	-	U. S. Department of Interior			140P4220P0047 15.008
15.RD	D	(750)	-	U. S. Department of Interior			A07-1167-001
15.RD	D	66,059	50,479	U. S. Department of Interior			G19AC00364
15.RD	I	376	-	U. S. Department of Interior	NCOUA101339072017	Nature Conservancy	A101339
		<u>4,309,549</u>	<u>834,409</u>	Total - Research and Development - U. S. Department of Interior			
<b><u>U. S. Department of Justice</u></b>							
16.026	D	226,685	389	OVW Research and Evaluation Program			
16.320	I	14,814	-	Services for Trafficking Victims	N/A	Restore NYC	

**SCHEDULE OF EXPENDITURES OF FEDERAL AWARDS (DETAIL)**

For the Fiscal Year Ended June 30, 2022

Federal ALN	Direct/ Indirect	Program Expenditures	Amount Provided to Subrecipients	ALN Program Title	Pass-Through Entity Number	Pass-Through Entity Name	Additional Award Information
16.560	D	555,706	30,739	National Institute of Justice Research, Evaluation, and Development Project Grants			
16.560	I	31,816	-	National Institute of Justice Research, Evaluation, and Development Project Grants	131506-G003990	Washington State University	
16.560	I	94,089	-	National Institute of Justice Research, Evaluation, and Development Project Grants	437	Florida International University	
16.560	I	(2,924)	-	National Institute of Justice Research, Evaluation, and Development Project Grants	UNC-80	IRIS Media, Inc.	
16.582	I	8,104	-	Crime Victim Assistance/Discretionary Grants	FED AWARD#2018-V3-GX	Justice Research and Statistics Assoc	
16.585	D	769,458	12,309	Drug Court Discretionary Grant Program			
16.609	I	24,642	-	Project Safe Neighborhoods	#205979	North Carolina Gang Investigation	
16.609	I	7,408	-	Project Safe Neighborhoods	#206015	North Carolina Gang Investigation	
16.609	I	61,145	-	Project Safe Neighborhoods	2018-GP-BX-0035	North Carolina Gang Investigation	
16.609	I	6,397	-	Project Safe Neighborhoods	2019-GP-BX-0043	North Carolina Gang Investigation	
16.738	I	16,118	-	Edward Byrne Memorial Justice Assistance Grant Program	2020SPI	City of Winston-Salem	
16.745	D	270,280	-	Criminal and Juvenile Justice and Mental Health Collaboration Program			
16.745	I	56,715	-	Criminal and Juvenile Justice and Mental Health Collaboration Program	SHARP	Pitt County	
16.812	I	31,342	-	Second Chance Act Reentry Initiative	N/A	Durham County	
16.812	I	23,023	-	Second Chance Act Reentry Initiative	2018-RFK-NRC-001	Robert F. Kennedy Children's Action Corps	
16.827	I	70,151	-	Justice Reinvestment Initiative	N/A	Nebraska Administrative Office of the Co	
16.830	D	7,502	-	Girls in the Juvenile Justice System			
16.833	I	15,102	-	National Sexual Assault Kit Initiative	PO#20006513-02	Charlotte Mecklenburg Police Dept	
16.838	I	9,070	-	Comprehensive Opioid, Stimulant, and Substance Abuse Program	CONTRACT # 34582191	Mecklenburg County	
		<u>2,296,643</u>	<u>43,437</u>	Total - Research and Development - U. S. Department of Justice			
<b><u>U. S. Department of Labor</u></b>							
17.268	I	215,010	175,100	H-1B Job Training Grants	19200257-021	Purdue University	
17.502	D	94,838	-	Occupational Safety and Health Susan Harwood Training Grants			
		<u>309,848</u>	<u>175,100</u>	Total - Research and Development - U. S. Department of Labor			
<b><u>U. S. Department of State</u></b>							
19.015	I	7,500	-	Cultural, Technical and Educational Centers	Small Grant Agreement March 2022	The Hollings Center for International Dialogue	
19.017	I	11,328	-	Environmental and Scientific Partnerships and Programs	Subaward No: 1(GG015573)	Columbia University	
19.040	I	27,582	15,550	Public Diplomacy Programs	45-2402-1031-309	Univ Of Nebraska - Omaha	
19.040	I	79,572	-	Public Diplomacy Programs	701UNC	Making Cents International	
19.400	I	15,247	-	Academic Exchange Programs - Graduate Students	3000190559	Institute of International Education, Inc	
19.408	D	219,841	-	Academic Exchange Programs - Teachers			
19.415	I	485	-	Professional and Cultural Exchange Programs - Citizen Exchanges	022-0012-0040-01	Meridian International Center	
19.415	I	19,958	-	Professional and Cultural Exchange Programs - Citizen Exchanges	A156-1	Meridian International Center	
19.900	D	107,985	-	AEECA/ESF PD Programs			
		<u>489,498</u>	<u>15,550</u>	Total - Research and Development - U. S. Department of State			
<b><u>U. S. Department of Transportation</u></b>							
20.109	D	724,967	-	Air Transportation Centers of Excellence			
20.200	D	858,982	141,213	Highway Research and Development Program			
20.200	I	6,329	-	Highway Research and Development Program	019859WO1A	Iowa State University	
20.200	I	20,464	-	Highway Research and Development Program	019859WO2A	Iowa State University	
20.200	I	89,144	61,377	Highway Research and Development Program	HR 03-139	National Academy of Sciences	
20.200	I	22,160	1,188	Highway Research and Development Program	HR 17-93 SUB0001359	National Academy of Sciences	
20.200	I	101,051	13,315	Highway Research and Development Program	HR 17-95 SUB0001528	National Academy of Sciences	
20.200	I	103,703	37,594	Highway Research and Development Program	HR 22-47 - UNIT #905	National Academy of Sciences	
20.200	I	35,582	-	Highway Research and Development Program	M1902513	Texas Transportation Institute	
20.200	I	79,404	24,402	Highway Research and Development Program	SUB0001737 UNIT 905	National Academy of Sciences	
20.215	D	20,534	-	Highway Training and Education			
20.505	I	11,703	-	Metropolitan Transportation Planning and State and Non-Metropolitan Planning and Research	3006717902 SUBK000	University of Michigan Board of Regents	
20.514	I	41,047	6,102	Public Transportation Research, Technical Assistance, and Training	TCRP B-46 / PO# SUB0	National Academy of Sciences	
20.614	I	181,584	49,474	National Highway Traffic Safety Administration (NHTSA) Discretionary Safety Grants and Cooperative Agreements	SUB0001537 BTS-10	National Academy of Sciences	
20.701	D	4,210,438	1,956,258	University Transportation Centers Program			
20.701	I	286,609	-	University Transportation Centers Program	21-1100-5726-UNCC	San Jose State University Research Foundation	
20.701	I	421,615	-	University Transportation Centers Program	UFDSP00011676	University of Florida	
20.RD	D	39,627	-	U. S. Department of Transportation			693JJ321C000023
20.RD	D	41,163	-	U. S. Department of Transportation			693JJ621C000019
20.RD	D	785,595	516,550	U. S. Department of Transportation			693JK320C000009
20.RD	D	230,129	8,006	U. S. Department of Transportation			A18-0228-001
20.RD	D	62,679	-	U. S. Department of Transportation			A18-0228-007
20.RD	D	59,724	1,467	U. S. Department of Transportation			A18-0228-008



**SCHEDULE OF EXPENDITURES OF FEDERAL AWARDS (DETAIL)**

For the Fiscal Year Ended June 30, 2022

Federal ALN	Direct/ Indirect	Program Expenditures	Amount Provided to Subrecipients	ALN Program Title	Pass-Through Entity Number	Pass-Through Entity Name	Additional Award Information
20.RD	D	907	-	U. S. Department of Transportation			A20-0997-001
20.RD	D	34,103	-	U. S. Department of Transportation			DTFH6117C00037
20.RD	I	6,595	-	U. S. Department of Transportation	N/A	Dunlap and Associates, Inc.	A20-0623-001
20.RD	I	11	-	U. S. Department of Transportation	N/A	Mississippi Department of Archives and History	A13-0824-001
20.RD	I	631	-	U. S. Department of Transportation	N/A	Vanasse Hangen Brustlin, (VHB) Inc.	A12-0493-001
20.RD	I	106,443	-	U. S. Department of Transportation	110309	Virginia Trans. Res. Council	110309
20.RD	I	5,381	-	U. S. Department of Transportation	125572	Virginia Trans. Res. Council	125572
20.RD	I	72,134	-	U. S. Department of Transportation	2021-DOT-10206	2M Research	A21-1193-001
20.RD	I	27,723	-	U. S. Department of Transportation	21-03.01	Institute of Transportation Engineers	A21-1416-001
20.RD	I	(18)	-	U. S. Department of Transportation	25183004	Alaska Dot	25183004
20.RD	I	73,690	-	U. S. Department of Transportation	25193012	Alaska Dot	4000(184)/2019-0907
20.RD	I	182,536	-	U. S. Department of Transportation	25203040	Alaska Dot	527031
20.RD	I	4	-	U. S. Department of Transportation	38049-01	Vanasse Hangen Brustlin, (VHB) Inc.	A10-1687-001
20.RD	I	(14,138)	-	U. S. Department of Transportation	38541-15	Vanasse Hangen Brustlin, (VHB) Inc.	A16-1355-001
20.RD	I	18,123	-	U. S. Department of Transportation	38617-23	Vanasse Hangen Brustlin, (VHB) Inc.	A17-1457-001
20.RD	I	41,541	-	U. S. Department of Transportation	38617.1	Vanasse Hangen Brustlin, Inc.	DTFH6116D00040
20.RD	I	30,935	-	U. S. Department of Transportation	693JJ319F000371	Cadmus Group	A20-0505-001
20.RD	I	99,218	-	U. S. Department of Transportation	693JJ321F000044 395	Vanasse Hangen Brustlin, (VHB) Inc.	A21-1669-001
20.RD	I	21,399	-	U. S. Department of Transportation	693JJ321F000296/ 395	Vanasse Hangen Brustlin, (VHB) Inc.	A21-1669-002
20.RD	I	14,109	-	U. S. Department of Transportation	693JJ321F000400	Cadmus Group	A22-0981-001
20.RD	I	11,158	-	U. S. Department of Transportation	693JJ321F000421	Cadmus Group	A22-0750-001
20.RD	I	59,195	-	U. S. Department of Transportation	AMEND #20 / UFDSP00011674	Univ Of Florida	69A3551747104
20.RD	I	3,722	-	U. S. Department of Transportation	AMEND #21 / UFDSP00011674	Univ Of Florida	69A3551747104
20.RD	I	21,912	-	U. S. Department of Transportation	AMEND #22 / UFDSP00011674	Univ Of Florida	69A3551747104
20.RD	I	25,047	-	U. S. Department of Transportation	AMEND #27/ UFDSP00011674	Univ Of Florida	69A3551747104
20.RD	I	53,373	-	U. S. Department of Transportation	AMEND #29 / UFDSP00011674	Univ Of Florida	69A3551747104
20.RD	I	44,125	-	U. S. Department of Transportation	AMEND #32 / UFDSP00011674	Univ Of Florida	693JJ918F000208/DTNH2217D00040
20.RD	I	11,793	-	U. S. Department of Transportation	AMEND #45 / UFDSP00011674	Univ Of Florida	69A3551747104
20.RD	I	21,307	-	U. S. Department of Transportation	AMEND. #2 / UFDSP00011674	Univ Of Florida	69A3551747104
20.RD	I	15,556	-	U. S. Department of Transportation	DTFH6116D00040/38617.10	Vanasse Hangen Brustlin, Inc.	2020-0569
20.RD	I	42,108	17,941	U. S. Department of Transportation	HR 17-72	National Academy of Sciences	A15-1512-001
20.RD	I	13,839	-	U. S. Department of Transportation	J2481A-A	Oregon State University	HR 20-05(52-04)
20.RD	I	37,623	-	U. S. Department of Transportation	NCHRP-236	National Academy Of Sciences	683JJ3195003
20.RD	I	(208)	-	U. S. Department of Transportation	S-001986-NCSU-00 14-00560	Applied Research Assoc. (Ara)	DTFH61-13-C-00025
20.RD	I	109,451	-	U. S. Department of Transportation	S-0194-D00194.00083-NCSU	Applied Research Assoc. (Ara)	693JJ319D000031/693JJ320F
20.RD	I	57,243	-	U. S. Department of Transportation	S-0363-D00194.00310-NCSU	Applied Research Assoc. (Ara)	693JJ319D000031
20.RD	I	42,664	-	U. S. Department of Transportation	S-D00194.00387-NCSU	Applied Research Assoc. (Ara)	693JJ319D000031
20.RD	I	191,853	30,090	U. S. Department of Transportation	SUB0001538 / #905	National Academy Of Sciences	DTFH61-13-H-00024
20.RD	I	54,517	-	U. S. Department of Transportation	UFDSP00011674	Univ Of Florida	69A3551747104
20.RD	I	26,279	-	U. S. Department of Transportation	UFDSP00011674 (AMEND #12)	Univ Of Florida	69A3551747104
		9,998,117	2,864,977	Total - Research and Development - U. S. Department of Transportation			

**U. S. Library of Congress**

42.011	D	28,214	-	Library of Congress Grants			
		28,214	-	Total - Research and Development - U. S. Library of Congress			

**U. S. National Aeronautics and Space Administration**

43.001	D	1,840,955	298,898	Science			
43.001	I	1,964	-	Science	0946	Rutgers University	
43.001	I	21,845	-	Science	1561168 1001566410	University of Colorado at Boulder	
43.001	I	1,376	-	Science	160823	Johns Hopkins University	
43.001	I	3,315	-	Science	1647038	California Institute of Technology (CalT)	
43.001	I	36,548	-	Science	1669077	Cal Tech/JPL	
43.001	I	3,789	-	Science	3TB325	South Dakota State Univ.	
43.001	I	16,308	-	Science	4500002641	Boston University	
43.001	I	47,413	-	Science	GO0-21052X	Smithsonian Astrophysical Observatory	
43.001	I	10,011	-	Science	GO0-21057B	Smithsonian Astrophysical Observatory	
43.001	I	2,840	-	Science	GO1-22089B	Harvard University Smithsonian Center for Astrophysics	
43.001	I	(225)	-	Science	GO8-19053X	Smithsonian Astrophysical Observatory	
43.001	I	13,878	-	Science	GO9-20067X	Smithsonian Astrophysical Observatory	
43.001	I	5,066	-	Science	GR124828 / SPL-0023970	Ohio State University	
43.001	I	7,253	-	Science	HST-GO-16242.003-A	Space Telescope Science Institute	
43.001	I	1,731	-	Science	HST-GO-16259.014-A	Space Telescope Science Institute	
43.001	I	22,623	-	Science	MA1712	Univ of Hawaii	

**SCHEDULE OF EXPENDITURES OF FEDERAL AWARDS (DETAIL)**

For the Fiscal Year Ended June 30, 2022

Federal ALN	Direct/ Indirect	Program Expenditures	Amount Provided to Subrecipients	ALN Program Title	Pass-Through Entity Number	Pass-Through Entity Name	Additional Award Information
43.001	I	19,035	-	Science	OAI-NSSC2-20170	Ohio Aerospace Institute	
43.001	I	19,414	-	Science	RSA NO. 1661417	Jet Propulsion Laboratory	
43.001	I	113,652	-	Science	UWSC11155 / POBP4011	University of Washington	
43.001	I	7,759	-	Science	UWSC13067	University of Washington	
43.002	D	1,553,604	856,027	Aeronautics			
43.002	I	(20,920)	-	Aeronautics	17-3379 PO2000034205	Univ Of South Carolina	
43.002	I	63,240	-	Aeronautics	SUBAWARD # 60061599	Ohio State University	
43.002	I	19,342	-	Aeronautics	Subaward No: AWD-002709-G1	Georgia Institute of Technology-Library	
43.003	D	321,833	53,724	Exploration			
43.003	I	(32,960)	-	Exploration	SUB00002483	University of Florida	
43.007	D	84,343	-	Space Operations			
43.007	I	52,552	-	Space Operations	UT21136 (PO# 31767)	Ohio University	
43.008	D	845,736	76,607	Office of Stem Engagement (OSTEM)			
43.008	I	(24)	-	Office of Stem Engagement (OSTEM)	C15-2B00-NCSU-201160-NCSU	Nat'L Inst. Of Aerospace	
43.008	I	44,500	-	Office of Stem Engagement (OSTEM)	C15-2B00-NCSU-402001-NCSU	Nat'L Inst. Of Aerospace	
43.008	I	3,091	-	Office of Stem Engagement (OSTEM)	C15-2B00-NCSU-402002-NCSU	Nat'L Inst. Of Aerospace	
43.008	I	141,269	-	Office of Stem Engagement (OSTEM)	H008119101/CON 82164	University of Minnesota Board of Regents	
43.009	D	39,181	-	Cross Agency Support			
43.012	D	83,672	-	Space Technology			
43.RD	D	60	-	U. S. National Aeronautics and Space Administration			2021-0115
43.RD	D	149,563	-	U. S. National Aeronautics and Space Administration			2021-0417
43.RD	D	874	-	U. S. National Aeronautics and Space Administration			A17-1015-001
43.RD	D	289,622	158,735	U. S. National Aeronautics and Space Administration			A18-1142-001
43.RD	D	58,662	-	U. S. National Aeronautics and Space Administration			A19-0743-001
43.RD	D	25,730	-	U. S. National Aeronautics and Space Administration			A20-0338-001
43.RD	D	6,060	-	U. S. National Aeronautics and Space Administration			A21-0169-001
43.RD	I	135	-	U. S. National Aeronautics and Space Administration	1472126	California Institute of Technology (CalT)	A13-0853-001
43.RD	I	73	-	U. S. National Aeronautics and Space Administration	1472138	California Institute of Technology (CalT)	A13-0854-001
43.RD	I	959	-	U. S. National Aeronautics and Space Administration	1629372	California Institute of Technology (CalT)	NNX12CB01C
43.RD	I	(10,573)	-	U. S. National Aeronautics and Space Administration	7022A-SC01	Opterus Research And Dev	2019-2363
43.RD	I	69,170	-	U. S. National Aeronautics and Space Administration	80NSSC20P1055	NASA Glenn Research Center	G-220071
43.RD	I	(4,480)	-	U. S. National Aeronautics and Space Administration	C15-2B00-NCSU-202023-NCSU	Nat'L Inst. Of Aerospace	NNL09AA00A/80LARC17C0004/ C15-2B00-NCSU 301003-NCSU
43.RD	I	4,679	-	U. S. National Aeronautics and Space Administration	C15-2B00-NCSU-202046-NCSU	Nat'L Inst. Of Aerospace	2021-2105
43.RD	I	58,945	-	U. S. National Aeronautics and Space Administration	C15-2B00-NCSU-202062-NCSU	Nat'L Inst. Of Aerospace	NNL13AA08B
43.RD	I	174,790	-	U. S. National Aeronautics and Space Administration	C15-2B00-NCSU-302003-NCSU	Nat'L Inst. Of Aerospace	NNL09AA00A/80LARC17C0004
43.RD	I	(713)	-	U. S. National Aeronautics and Space Administration	C15-2B00-NCSU-401012-NCSU	Nat'L Inst. Of Aerospace	C15-2B00-NCSU/201157-NCSU
43.RD	I	287,910	-	U. S. National Aeronautics and Space Administration	C16-2B00-NCAT, ACTIVITY 3773-N	Virginia Polytechnic Institute and State University	G-281154
43.RD	I	26,956	-	U. S. National Aeronautics and Space Administration	HST-AR-16128.001-A	Space Telescope Science Institute	A21-0777-001
43.RD	I	2,723	-	U. S. National Aeronautics and Space Administration	HST-GO-15636.004-A	Space Telescope Science Inst	HST-GO-15636.004-A
43.RD	I	1,149	-	U. S. National Aeronautics and Space Administration	HST-GO-15651.008-A	Space Telescope Science Institute	A19-1287-001
43.RD	I	13,591	-	U. S. National Aeronautics and Space Administration	HST-GO-15826.006-A	Space Telescope Science Inst	1629372
43.RD	I	9,230	-	U. S. National Aeronautics and Space Administration	HST-GO-16730.017-A	Space Telescope Science Inst	HST-GO-16730.017-A
43.RD	I	18,000	-	U. S. National Aeronautics and Space Administration	P.O.# 4600007045	The Aerospace Corporation	G-281184
43.RD	I	6,981	-	U. S. National Aeronautics and Space Administration	PO # 4600007023	The Aerospace Corporation	G-281177
43.RD	I	17,233	-	U. S. National Aeronautics and Space Administration	RSA No: 1659540	NASA Jet Propulsion Laboratory	G-281185
		6,602,338	1,443,991	Total - Research and Development - U. S. National Aeronautics and Space Administration			
<b>U. S. National Foundation on the Arts and the Humanities</b>							
45.024	D	108,504	-	Promotion of the Arts Grants to Organizations and Individuals			
45.024	I	23,913	-	Promotion of the Arts Grants to Organizations and Individuals	00026692	Arts Midwest	
45.024	I	20,000	-	Promotion of the Arts Grants to Organizations and Individuals	29590	Arts Midwest	
45.024	I	2,710	-	Promotion of the Arts Grants to Organizations and Individuals	6291	South Arts Inc	
45.024	I	4,487	-	Promotion of the Arts Grants to Organizations and Individuals	912	Arts Midwest	
45.024	I	423	-	Promotion of the Arts Grants to Organizations and Individuals	CASE: 00026480	National Endowment for the Arts	
45.129	I	3,500	-	Promotion of the Humanities Federal/State Partnership	21-02	North Carolina Humanities Council	
45.129	I	1,595	-	Promotion of the Humanities Federal/State Partnership	Agreement 4 21 2022	NC Humanities Council	
45.149	I	123,104	-	Promotion of the Humanities Division of Preservation and Access	ZPA-283823-22	Nat'L Endow For The Humanities	
45.160	D	37,387	-	Promotion of the Humanities Fellowships and Stipends			
45.161	D	105,539	-	Promotion of the Humanities Research			
45.161	I	12	-	Promotion of the Humanities Research	N/A	City of Chicago Newberry Library	
45.161	I	8,330	-	Promotion of the Humanities Research	Award Accepted 03/11/2021	Archaeological Institute of America	
45.161	I	22,915	-	Promotion of the Humanities Research	NEH-NMU2021-001	Northern Michigan University	
45.169	D	39,928	12,728	Promotion of the Humanities Office of Digital Humanities			

## SCHEDULE OF EXPENDITURES OF FEDERAL AWARDS (DETAIL)

For the Fiscal Year Ended June 30, 2022

Federal ALN	Direct/ Indirect	Program Expenditures	Amount Provided to Subrecipients	ALN Program Title	Pass-Through Entity Number	Pass-Through Entity Name	Additional Award Information
45.301	D	(302)	-	Museums for America			
45.310	I	60,159	-	Grants to States	013222	State Library of Iowa	
45.312	D	190,604	-	National Leadership Grants			
45.312	I	24,896	-	National Leadership Grants	2020-11	University of Oklahoma	
45.313	D	164,944	67,785	Laura Bush 21st Century Librarian Program			
45.313	I	6,204	-	Laura Bush 21st Century Librarian Program	GR106937(CON-8000183)	Yale University	
45.313	I	8,060	-	Laura Bush 21st Century Librarian Program	R1288891	The Research Found for State University of New York SUNY	
45.RD	D	13,503	-	U. S. Federal Council on the Arts and the Humanities			A21-0314-001
45.RD	D	21,019	-	U. S. Federal Council on the Arts and the Humanities			A22-0166-001
45.RD	I	110	-	U. S. Federal Council on the Arts and the Humanities	IMLS-RIN-023-NCSU	Center For Plant Conservation	2022-0185IMLS-RIN-023-NCSU
		991,544	80,513	Total - Research and Development - U. S. National Foundation on the Arts and the Humanities			

**U. S. National Science Foundation**

47.041	D	22,157,990	2,635,872	Engineering			
47.041	I	12,190	-	Engineering	#206045	Optera LLP	
47.041	I	21,813	-	Engineering	#8233	Purdue University	
47.041	I	(591)	-	Engineering	N/A	Impulsonic Inc	
47.041	I	20,879	-	Engineering	N/A	Oncurie, LLC	
47.041	I	604	-	Engineering	N/A	Sonovol, LLC	
47.041	I	(721)	-	Engineering	N/A	Texas A&M University	
47.041	I	11,439	-	Engineering	087442-16573	University of Illinois at Urbana-Champaign	
47.041	I	18,263	-	Engineering	10000719-080	Purdue University	
47.041	I	26,556	-	Engineering	100830-1/PO# 92559	Clarkson University	
47.041	I	13,815	-	Engineering	1047550-Z3822202	University of Maryland at College Park	
47.041	I	84,824	-	Engineering	1534779	Ethaphase	
47.041	I	42,398	-	Engineering	19-5475	Triangle Biotechnology, Inc.	
47.041	I	79,653	-	Engineering	1919233	National Science Foundation	
47.041	I	11,942	-	Engineering	2014972	Mizar Imaging, LLC	
47.041	I	32,499	-	Engineering	2019-3033	Sove, Inc.	
47.041	I	23,850	-	Engineering	2020-1548	Photocide Protection, Inc.	
47.041	I	494	-	Engineering	2021GC0632	Univ Of Texas - Arlington	
47.041	I	80,755	-	Engineering	2044721	Tree-Co	
47.041	I	84,274	-	Engineering	21-0267	Light and Charge Solutions LLC	
47.041	I	711	-	Engineering	2975-2020-0422	Ecoclosure, LLC	
47.041	I	70,075	-	Engineering	2975-2021-0096	NeuroDyne, Inc.	
47.041	I	1,748	-	Engineering	4101-83663	The Trustees of Purdue University	
47.041	I	968	-	Engineering	417244G	University of Rochester	
47.041	I	37,724	-	Engineering	417462/URFAO:GR5106330	University of Rochester	
47.041	I	12,612	-	Engineering	417463/URFAO: GR510865	University of Rochester	
47.041	I	39,513	-	Engineering	417464 / URFAO: GR106866	University of Rochester	
47.041	I	49,701	-	Engineering	417465 / URFAO: GR5106867	University of Rochester	
47.041	I	23,903	-	Engineering	417592/URFAO:GR510984	University of Rochester	
47.041	I	25,004	-	Engineering	417688	University of Rochester	
47.041	I	36,791	-	Engineering	417872 / URFAO: GR51146	University of Rochester	
47.041	I	35,324	-	Engineering	4500003732	Boston University	
47.041	I	90,512	-	Engineering	4500004145	Boston University	
47.041	I	7,232	-	Engineering	480328-19071	Virginia Polytechnic Institute and State University	
47.041	I	63,844	-	Engineering	51214	University of Delaware	
47.041	I	36,211	-	Engineering	8794 - PO0280990	Indiana University at Bloomington	
47.041	I	41,342	-	Engineering	AGT-21-00029	Smart Girls HQ LLC	
47.041	I	1,799	-	Engineering	AGT-22-00270 - 2136728	ArchAIC, LLC	
47.041	I	46,572	-	Engineering	AWD-001459-G2	Georgia Institute of Technology	
47.041	I	63,607	-	Engineering	AWD-100758-G2	Georgia Tech	
47.041	I	1,958	-	Engineering	GR110218 (CON-80002458)	Yale University	
47.041	I	22,879	-	Engineering	M2000937	Texas A&M University	
47.041	I	22,648	-	Engineering	SUB00000215/URFAO: GR532142	University of Rochester	
47.041	I	21,360	-	Engineering	SUB00000225 / URFAO: GR531857	University of Rochester	
47.041	I	8,695	-	Engineering	SUB00000228 / URFAO: GR531859	University of Rochester	
47.041	I	153,793	-	Engineering	SUBGRANT NO. RG314-G1	Georgia Institute of Technology-Library	
47.041	I	281,297	-	Engineering	Subaward No: AWD-001459-G1	Georgia Institute of Technology-Library	
47.041	I	51,735	-	Engineering	UNIV62391; P22020171	Vanderbilt University	
47.041	I	27,394	-	Engineering	UWSC11941/BPO48755	Univ Of Washington	
47.049	D	18,824,683	1,538,058	Mathematical and Physical Sciences			

## SCHEDULE OF EXPENDITURES OF FEDERAL AWARDS (DETAIL)

For the Fiscal Year Ended June 30, 2022

Federal ALN	Direct/ Indirect	Program Expenditures	Amount Provided to Subrecipients	ALN Program Title	Pass-Through Entity Number	Pass-Through Entity Name	Additional Award Information
47.049	I	5,250	-	Mathematical and Physical Sciences	#205983	Occidental College	
47.049	I	79,142	-	Mathematical and Physical Sciences	0980 G YA650	University of California at Los Angeles	
47.049	I	57,898	-	Mathematical and Physical Sciences	105668-Z3846202	Univ Of Maryland, College Park	
47.049	I	15	-	Mathematical and Physical Sciences	16-296-NCSU	West Virginia Univ.	
47.049	I	24,847	-	Mathematical and Physical Sciences	20-88001:HRD-1954532	Benedict College	
47.049	I	7,220	-	Mathematical and Physical Sciences	25-0521-0184-022	The University of Nebraska Lincoln	
47.049	I	1,252	-	Mathematical and Physical Sciences	25-0521-0184-038	University of Nebraska at Lincoln	
47.049	I	144,464	-	Mathematical and Physical Sciences	333-2792	Duke University	
47.049	I	159,211	-	Mathematical and Physical Sciences	337 - 0024	Duke University	
47.049	I	150,386	-	Mathematical and Physical Sciences	480504-19467	Virginia Tech	
47.049	I	424	-	Mathematical and Physical Sciences	61-2482NC	Michigan State University	
47.049	I	32,678	-	Mathematical and Physical Sciences	SUB00000134/ UR FAO	University of Rochester	
47.049	I	25,042	-	Mathematical and Physical Sciences	UTAUS-SUB00000042	University of Texas at Austin	
47.050	D	8,635,629	501,941	Geosciences			
47.050	I	67,990	-	Geosciences	10010192-UNC06	Bowling Green State University	
47.050	I	2,905	-	Geosciences	103(GG009393)	Columbia University	
47.050	I	17,985	-	Geosciences	103B(GG009393-04)	Columbia University	
47.050	I	51,089	-	Geosciences	1849458-19-01	Consortium of Universities for the Advan	
47.050	I	58,193	-	Geosciences	2012893-21-1	Consortium of Universities for the Advan	
47.050	I	196,109	-	Geosciences	2021-14	University Of Oklahoma	
47.050	I	(524)	-	Geosciences	3004146004	Univ Of Michigan	
47.050	I	10,081	-	Geosciences	420-41-15A	Iowa State University	
47.050	I	560	-	Geosciences	48709463	University of Southern California (USC)	
47.050	I	20,017	-	Geosciences	84865000	Woods Hole Oceanographic Institution	
47.050	I	3,503	-	Geosciences	A19-0255-S001	University of Alabama	
47.050	I	(519)	-	Geosciences	G03587/2 GG002806	Columbia University	
47.050	I	18,588	-	Geosciences	PO 5199836 AWD-00286	Georgia Institute of Technology	
47.050	I	161,785	-	Geosciences	S1974A-B	Oregon State University	
47.050	I	45,133	-	Geosciences	SUBK00010788/PO3005450823	Univ Of Michigan	
47.050	I	73,193	-	Geosciences	SUBK00010849/PO30054	University of Michigan Ann Arbor	
47.050	I	2,684	-	Geosciences	Subaward No: SUB00002745	University of Georgia	
47.050	I	13,167	-	Geosciences	UWSC13068	University of Washington	
47.050	I	(2,268)	-	Geosciences	Y83238	University of Southern California (USC)	
47.070	D	21,405,344	2,941,921	Computer and Information Science and Engineering			
47.070	D	5,062	-	Computer and Information Science and Engineering			
47.070	I	194,891	-	Computer and Information Science and Engineering	000341	Florida International University	
47.070	I	6,675	-	Computer and Information Science and Engineering	019400A	Iowa State University	
47.070	I	67,601	-	Computer and Information Science and Engineering	078343-18615	University of Illinois at Urbana-Champaign	
47.070	I	78,116	-	Computer and Information Science and Engineering	110291995	University of Southern California (USC)	
47.070	I	(4,691)	-	Computer and Information Science and Engineering	1872/PO# 9500011221	Raytheon Company	
47.070	I	48,884	-	Computer and Information Science and Engineering	1905-206-2011806	Clemson University	
47.070	I	89,610	-	Computer and Information Science and Engineering	20-015757-B-00	University of Massachusetts at Amherst	
47.070	I	81,774	-	Computer and Information Science and Engineering	2021CIF-NORTH CAROLINA-09	Computing Research Assoc	
47.070	I	58,144	-	Computer and Information Science and Engineering	2021CIF-UNORTHCAROLI	Computing Research Association (CRA)	
47.070	I	49,126	-	Computer and Information Science and Engineering	333-2786	Duke University	
47.070	I	7,387	-	Computer and Information Science and Engineering	800004907-04UG/80001	Florida International University	
47.070	I	75,579	-	Computer and Information Science and Engineering	85964/1156684	State University of New York (SUNY)	
47.070	I	25,742	-	Computer and Information Science and Engineering	96085-17569	University of Illinois at Urbana-Champaign	
47.070	I	7,625	-	Computer and Information Science and Engineering	Agreement No. ULRF 18-1153	University of Louisville Research Foundation, Inc	
47.070	I	413,383	-	Computer and Information Science and Engineering	CNS-1939334	Pawr, LLC	
47.070	I	817,143	-	Computer and Information Science and Engineering	CNS-1939334	Pawr, LLC.	
47.070	I	5,480	-	Computer and Information Science and Engineering	CNVA00054317 (011980-1)	University Of Pittsburgh	
47.070	I	13,369	-	Computer and Information Science and Engineering	OVT-RA-0001	Onda Vision Technologies	
47.070	I	224,165	-	Computer and Information Science and Engineering	SCON-00002667	University of Southern California (USC)	
47.070	I	74,102	-	Computer and Information Science and Engineering	SPC-1000005796/GR125	Ohio State University	
47.070	I	13,636	-	Computer and Information Science and Engineering	SUB00001775	Univ of Georgia	
47.070	I	41,780	-	Computer and Information Science and Engineering	Subaward No: 333-2827	Duke University	
47.070	I	2	-	Computer and Information Science and Engineering	TASK ORDER 3	Platforms for Advanced Wireless Research	
47.070	I	51,378	-	Computer and Information Science and Engineering	Task 5	Platforms for Advanced Wireless Research	
47.070	I	55,577	-	Computer and Information Science and Engineering	Task Order 2	Platforms for Advanced Wireless Research	
47.070	I	5,333	-	Computer and Information Science and Engineering	Task Order 4	Platforms for Advanced Wireless Research	
47.070	I	11,188	-	Computer and Information Science and Engineering	UT19856	Ohio University	
47.070	I	27,669	-	Computer and Information Science and Engineering	UT20888	Ohio University	
47.070	I	13,603	-	Computer and Information Science and Engineering	UTAUS-SUB0000118	University of Texas at Austin	

## SCHEDULE OF EXPENDITURES OF FEDERAL AWARDS (DETAIL)

For the Fiscal Year Ended June 30, 2022

Federal ALN	Direct/ Indirect	Program Expenditures	Amount Provided to Subrecipients	ALN Program Title	Pass-Through Entity Number	Pass-Through Entity Name	Additional Award Information
47.074	D	13,653,134	1,143,955	Biological Sciences			
47.074	I	127,860	-	Biological Sciences	00001544	Brown University	
47.074	I	237	-	Biological Sciences	10-NSF-1060	Duke University	
47.074	I	60,769	-	Biological Sciences	101519-18256	University of Illinois at Urbana-Champaign	
47.074	I	(1,892)	-	Biological Sciences	16-04	Boyce Thompson Inst.	
47.074	I	49,386	-	Biological Sciences	1931309	Duke University	
47.074	I	45,114	-	Biological Sciences	20112101_NCSU	National Jewish Health	
47.074	I	98,796	-	Biological Sciences	2019-012	Univ Of Puerto Rico-Rio Piedra	
47.074	I	150,262	-	Biological Sciences	333-2720	Duke University	
47.074	I	2,426	-	Biological Sciences	4500002542	Boston University	
47.074	I	113,811	-	Biological Sciences	52570414	Cold Spring Harbor Laboratory	
47.074	I	43,206	-	Biological Sciences	61-2075NC	Michigan State University	
47.074	I	8,970	-	Biological Sciences	A17-0020-S001	University of Alabama	
47.074	I	5,885	-	Biological Sciences	AWD00003769 (012620-	University of Pittsburgh	
47.074	I	45,803	-	Biological Sciences	C00073522-2	University of Missouri at Columbia	
47.074	I	15,931	-	Biological Sciences	CCU 31-2999	Coastal Carolina University	
47.074	I	294	-	Biological Sciences	FP00000649_SA002	Virginia Commonwealth University (VCU)	
47.074	I	13,577	-	Biological Sciences	FY2021-085	University Of Kansas	
47.074	I	122,229	-	Biological Sciences	GA11374 / PO #210782	University of Virginia	
47.074	I	33,237	-	Biological Sciences	IOS-1444561	Nat'L Science Found	
47.074	I	128,125	-	Biological Sciences	M2100812-28-518170-00003	Texas A&M University	
47.074	I	6,786	-	Biological Sciences	R1041544	SUNY at Buffalo	
47.074	I	103,653	-	Biological Sciences	R1285	Dartmouth College	
47.074	I	28,837	-	Biological Sciences	R1286	Dartmouth College	
47.074	I	33,520	-	Biological Sciences	S5456 PO637616	Massachusetts Institute of Technology (MIT)	
47.074	I	16,743	-	Biological Sciences	SPC-1000004363/GR120366	Ohio State University	
47.074	I	9,444	-	Biological Sciences	Subaward No: 2018-02	Loyola University Maryland	
47.074	I	29,458	-	Biological Sciences	UFDSP00011728	University of Florida	
47.074	I	62,904	-	Biological Sciences	UTA18-001150	University of Texas at Austin	
47.075	D	3,906,681	254,599	Social, Behavioral, and Economic Sciences			
47.075	I	27,513	-	Social, Behavioral, and Economic Sciences	1004758-AS PO# P352179	University of Wyoming	
47.075	I	275	-	Social, Behavioral, and Economic Sciences	10321092-SUB	University of California at San Diego	
47.075	I	44,510	-	Social, Behavioral, and Economic Sciences	2021-2	American Bar Foundation	
47.075	I	3,545	-	Social, Behavioral, and Economic Sciences	25-1714-0206-002	University of Nebraska	
47.075	I	7,624	-	Social, Behavioral, and Economic Sciences	333-2368	Duke University	
47.075	I	14,196	-	Social, Behavioral, and Economic Sciences	333-2617	Duke University	
47.075	I	1,121	-	Social, Behavioral, and Economic Sciences	479862-19347	Virginia Polytechnic Institute and State University	
47.075	I	3,353	-	Social, Behavioral, and Economic Sciences	A17-1027-S001	University of Tennessee	
47.075	I	5,844	-	Social, Behavioral, and Economic Sciences	G-19061-01	Colorado State University	
47.075	I	24,689	-	Social, Behavioral, and Economic Sciences	PG19-66297-02	University Of Montana	
47.075	I	943	-	Social, Behavioral, and Economic Sciences	PO# 1001448171	Univ Of Colorado - Denver	
47.075	I	3,094	-	Social, Behavioral, and Economic Sciences	S001459-NSF	Pennsylvania State University	
47.076	D	31,509,872	2,009,964	Education and Human Resources			
47.076	I	25,294	-	Education and Human Resources	011699-0004	University of Cincinnati	
47.076	I	8,932	-	Education and Human Resources	12637	Education Development Center, Inc.	
47.076	I	185,605	-	Education and Human Resources	14246026-01	Univ Of Central Florida	
47.076	I	5,101	-	Education and Human Resources	18-0072	University of Arizona	
47.076	I	37,241	-	Education and Human Resources	19-GR08682-00	University of Nevada at Las Vegas	
47.076	I	103,859	-	Education and Human Resources	2009212-199 NCSU	Horizon Research, Inc.	
47.076	I	16,319	-	Education and Human Resources	2019-001936	Univ Of Puerto Rico	
47.076	I	15,052	-	Education and Human Resources	2112532-UNCG	Georgia Research Alliance	
47.076	I	14,520	-	Education and Human Resources	2143-206-2013438	Clemson University	
47.076	I	12,156	-	Education and Human Resources	24436-01	Spelman College	
47.076	I	86,252	-	Education and Human Resources	339.20.01	Concord Consortium	
47.076	I	8,842	-	Education and Human Resources	4500003628	Boston University	
47.076	I	8,167	-	Education and Human Resources	63019-01 / PO #270234	Era Univ-Daytona Beach	
47.076	I	5,117	-	Education and Human Resources	715391-1	William and Mary	
47.076	I	8,390	-	Education and Human Resources	760-120000-669553	Wake Forest Institute for Regenerative Medicine	
47.076	I	76,570	-	Education and Human Resources	8795-UNC PO 0292538	Trustees of Indiana University	
47.076	I	8,122	-	Education and Human Resources	8915_UNC PO 0371529	Trustees of Indiana University	
47.076	I	33,447	-	Education and Human Resources	AWD00000927	University of Pittsburgh	
47.076	I	54,940	-	Education and Human Resources	B001025548	University of Massachusetts at Boston	
47.076	I	46,185	-	Education and Human Resources	BB01216898	Univ Of Cal - Berkeley	
47.076	I	3,480	-	Education and Human Resources	BL-4842404-NCST/PO0075800	Indiana University	

**SCHEDULE OF EXPENDITURES OF FEDERAL AWARDS (DETAIL)**

For the Fiscal Year Ended June 30, 2022

Federal ALN	Direct/ Indirect	Program Expenditures	Amount Provided to Subrecipients	ALN Program Title	Pass-Through Entity Number	Pass-Through Entity Name	Additional Award Information
47.076	I	9,520	-	Education and Human Resources	C2020-1	Center for Occupational Research & Development Inc.	
47.076	I	10,366	-	Education and Human Resources	DRL-1502755	Michigan State University	
47.076	I	19,845	18,113	Education and Human Resources	DRL-1850024	Nat'L Science Found	
47.076	I	103,798	-	Education and Human Resources	G0104-Y3	The Exploratorium	
47.076	I	26,021	-	Education and Human Resources	LASER-TEC NCSU-2020	Indian River State College	
47.076	I	20,232	-	Education and Human Resources	PID# 828167 SUB#156	Rutgers University	
47.076	I	17,884	-	Education and Human Resources	SUBAGREEMENT # 332-0252	Duke University	
47.076	I	43,990	-	Education and Human Resources	SUBK00012199	University of Michigan	
47.076	I	1,047	-	Education and Human Resources	Subaward No: 1015-33173-100001	Wake Forest University School of Medicine	
47.076	I	7,636	-	Education and Human Resources	Subaward No: S52100000049658	University of Massachusetts at Lowell	
47.076	I	26,471	-	Education and Human Resources	UNC-G 10114	Western Michigan University	
47.076	I	62,414	-	Education and Human Resources	n/a	Austin Community College	
47.078	D	92,487	-	Polar Programs			
47.079	D	785,969	303,772	Office of International Science and Engineering			
47.079	I	28,801	-	Office of International Science and Engineering	#206001	Minerva Lithium	
47.079	I	31,588	-	Office of International Science and Engineering	0000001036	University of Wisconsin	
47.079	I	5,515	-	Office of International Science and Engineering	333-2781	Duke University	
47.079	I	3,022	-	Office of International Science and Engineering	333-2782	University	
47.079	I	154,735	-	Office of International Science and Engineering	UP1700296-UNC1	University of South Dakota	
47.083	D	1,641,854	231,429	Integrative Activities			
47.083	I	225,057	-	Integrative Activities	013204-002 (PHASE2)	University Of Cincinnati	
47.083	I	54,385	-	Integrative Activities	1 (GG017027)	Columbia University	
47.083	I	63,336	-	Integrative Activities	60057072UNCC	Northwestern University	
47.083	I	4,415	-	Integrative Activities	89933-23582203	Univ Of Maryland, College Park	
47.083	I	104,186	-	Integrative Activities	S5529 PO 675262	Massachusetts Institute of Technology (MIT)	
47.083	I	9,000	-	Integrative Activities	Subaward No: 023692A	Iowa State University	
47.083	I	32,478	-	Integrative Activities	Subaward No: MSU_NCAT_40614	Morgan State University	
47.083	I	100,410	-	Integrative Activities	Subaward No: R125369/SPC-10000	Ohio State University	
47.083	I	1,795	-	Integrative Activities	TUL-SCC-559686-21/22	Tulane University	
47.084	D	33,087	-	NSF Technology, Innovation, and Partnerships			
47.RD	D	147,935	-	U. S. National Science Foundation			2020-2771-IPA-CARSON
47.RD	D	116,092	-	U. S. National Science Foundation			47.070 Computer and Information Science and Engineering
47.RD	D	6	-	U. S. National Science Foundation			A13-1148-001
47.RD	D	74,978	-	U. S. National Science Foundation			A21-1041-001
47.RD	D	70,351	-	U. S. National Science Foundation			A21-1041-002
47.RD	D	64,159	51,159	U. S. National Science Foundation			Biological Sciences 47.074
47.RD	D	102,664	102,664	U. S. National Science Foundation			Education and Human Resources 47.046
47.RD	D	14,999	-	U. S. National Science Foundation			G58477 Collaborative Research
47.RD	D	143,882	-	U. S. National Science Foundation			IPACOB2018-1437
47.RD	D	170,402	-	U. S. National Science Foundation			IPACChakraborty2021-0055
47.RD	D	47,554	-	U. S. National Science Foundation			IPAGODWIN2021-0371
47.RD	D	137,119	-	U. S. National Science Foundation			IPAUSOY2022-1736
47.RD	D	140,874	-	U. S. National Science Foundation			nsf2052667
47.RD	I	14,386	-	U. S. National Science Foundation	DRL-1749275	Am. Ed. Res. Assoc.	DRL-17492752021-1700
47.RD	I	782	-	U. S. National Science Foundation	OVT-RA-0001	Onda Vision Technologies	2019-2950
47.RD	I	46,068	-	U. S. National Science Foundation	POO19883	Morgan State University	G-281193
47.RD	I	67,099	-	U. S. National Science Foundation	POO19883	Morgan State University	G-281194
47.RD	I	6,223	-	U. S. National Science Foundation	Sub agreement NO: 0008761-1000	Howard University	G-281164
		133,264,640	11,733,447	Total - Research and Development - U. S. National Science Foundation			
<b><u>U. S. Small Business Administration</u></b>							
59.037	I	172,838	-	Small Business Development Centers	BPM 2021-3	Small Business and Technology Development Center	
59.037	I	2,039	-	Small Business Development Centers	UNC-C 2020-2 (SBA - STUDENTS)	Small Business and Technology Development Center	
59.037	I	246,201	-	Small Business Development Centers	UNC-C 2021-4 (SBA)	Small Business and Technology Development Center	
59.075	D	3,705,271	-	Shuttered Venue Operators Grant Program			
		4,126,349	-	Total - Research and Development - U. S. Small Business Administration			
<b><u>U. S. Department of Veterans Affairs</u></b>							
64.034	D	60,487	38,946	VA Grants for Adaptive Sports Programs for Disabled Veterans and Disabled Members of the Armed Forces			
64.054	D	40,993	-	Research and Development			
64.RD	D	632	-	U. S. Department of Veterans Affairs			36C24E20P0222

**SCHEDULE OF EXPENDITURES OF FEDERAL AWARDS (DETAIL)**

For the Fiscal Year Ended June 30, 2022

Federal ALN	Direct/ Indirect	Program Expenditures	Amount Provided to Subrecipients	ALN Program Title	Pass-Through Entity Number	Pass-Through Entity Name	Additional Award Information
64.RD	D	27	-	U. S. Department of Veterans Affairs			A14-0351-001
64.RD	D	18,302	-	U. S. Department of Veterans Affairs			A17-1561-003
64.RD	D	18,926	-	U. S. Department of Veterans Affairs			A17-1562-003
64.RD	D	7,409	-	U. S. Department of Veterans Affairs			A17-1563-003
64.RD	D	13,783	-	U. S. Department of Veterans Affairs			A17-1722-003
64.RD	D	10,155	-	U. S. Department of Veterans Affairs			A21-1259-001
64.RD	D	162,884	-	U. S. Department of Veterans Affairs			A21-1597-001
64.RD	D	148,427	-	U. S. Department of Veterans Affairs			A21-1693-001
64.RD	D	110,559	-	U. S. Department of Veterans Affairs			A22-0371-001
		<u>592,584</u>	<u>38,946</u>	Total - Research and Development - U. S. Department of Veterans Affairs			
<b>U. S. Environmental Protection Agency</b>							
66.034	I	6,622	-	Surveys, Studies, Research, Investigations, Demonstrations, and Special Purpose Activities Relating to the Clean Air Act	0691	Northeast States for Coordinated Air Use	
66.129	I	26,442	-	Southeast New England Coastal Watershed Restoration	SNEP1-10	University of Southern Maine	
66.203	D	289,609	57,638	Environmental Finance Center Grants			
66.424	D	811,640	641,443	Surveys, Studies, Investigations, Demonstrations, and Training Grants - Section 1442 of the Safe Drinking Water Act			
66.424	I	156,748	-	Surveys, Studies, Investigations, Demonstrations, and Training Grants - Section 1442 of the Safe Drinking Water Act	281131-871T	University of New Mexico at Albuquerque	
66.436	I	23,206	-	Surveys, Studies, Investigations, Demonstrations, and Training Grants and Cooperative Agreements - Section 104(b)(3) of the Clean Water Act	281132-871T	University of New Mexico Board of Regent	
66.456	I	215	-	National Estuary Program	S1702	Barnegat Bay Partnership	
66.456	I	2,945	-	National Estuary Program	SUB00002481/P0188395	Univ Of Florida	
66.456	I	1,782	-	National Estuary Program	SUB00002917 / P0230622	Univ Of Florida	
66.460	I	37,174	-	Nonpoint Source Implementation Grants	2020-03-24-001	Cape Fear River Watch	
66.460	I	10,139	-	Nonpoint Source Implementation Grants	2020-1615	Piedmont Conservation Council	
66.460	I	30,942	-	Nonpoint Source Implementation Grants	99465719	Cape Fear River Watch	
66.460	I	54	-	Nonpoint Source Implementation Grants	PO# 2020-00000506	Town Of Wake Forest	
66.461	D	32,982	-	Regional Wetland Program Development Grants			
66.500	I	(653)	-	Environmental Protection – Consolidated Research Grants	4902-RFA10-1/11-3	Health Effects Institute	
66.509	D	708,058	243,374	Science To Achieve Results (STAR) Research Program			
66.509	I	86,225	-	Science To Achieve Results (STAR) Research Program	1004950-ECU P358164	Univ of Wyoming	
66.509	I	4,095	-	Science To Achieve Results (STAR) Research Program	8792	Indiana University at Bloomington	
66.509	I	57,892	-	Science To Achieve Results (STAR) Research Program	M2002831	Texas A&M University	
66.509	I	2,431	-	Science To Achieve Results (STAR) Research Program	UTA16-001140	University Of Texas - Austin	
66.511	D	1,675,837	120,051	Office of Research and Development Consolidated Research/Training/Fellowships			
66.511	I	299,561	89,662	Office of Research and Development Consolidated Research/Training/Fellowships	401579-5801	Colorado School Of Mines	
66.511	I	133,946	-	Office of Research and Development Consolidated Research/Training/Fellowships	451533-19071	Virginia Polytechnic Institute and State University	
66.511	I	78,275	-	Office of Research and Development Consolidated Research/Training/Fellowships	E0199A-A	Oregon State University	
66.511	I	51,994	-	Office of Research and Development Consolidated Research/Training/Fellowships	E0199A-C	Oregon State University	
66.514	D	(213)	-	Science To Achieve Results (STAR) Fellowship Program			
66.516	D	4,139	-	P3 Award: National Student Design Competition for Sustainability			
66.605	I	60,970	-	Performance Partnership Grants	19-C0031	California Department of Pesticide Regulation	
66.608	D	31,521	-	Environmental Information Exchange Network Grant Program and Related Assistance			
66.708	D	137,592	-	Pollution Prevention Grants Program			
66.717	D	16,564	-	Source Reduction Assistance			
66.951	D	1,912	-	Environmental Education Grants			
66.951	I	7,566	-	Environmental Education Grants	2018-2750	NC Found For Soil & Water	
66.RD	D	98,545	-	U. S. Environmental Protection Agency			68HE0B21P0283
66.RD	D	32,425	-	U. S. Environmental Protection Agency			68HE0B22P0086
66.RD	D	4,628	-	U. S. Environmental Protection Agency			68HERC22C0057
66.RD	D	33	-	U. S. Environmental Protection Agency			A12-0972-001
66.RD	D	68,999	66,535	U. S. Environmental Protection Agency			A13-0473-001
66.RD	D	92	-	U. S. Environmental Protection Agency			A15-0709-033
66.RD	D	5,448	-	U. S. Environmental Protection Agency			A16-1709-025
66.RD	D	563,150	-	U. S. Environmental Protection Agency			A16-1709-034
66.RD	D	281,104	88,325	U. S. Environmental Protection Agency			A21-1056-001
66.RD	D	2,046,240	1,374,957	U. S. Environmental Protection Agency			A21-1056-006
66.RD	D	192,346	168,895	U. S. Environmental Protection Agency			A22-0476-001
66.RD	D	7,556	-	U. S. Environmental Protection Agency			A22-0476-002
66.RD	D	78,114	57,080	U. S. Environmental Protection Agency			A22-0476-003
66.RD	D	64,159	43,520	U. S. Environmental Protection Agency			A22-0476-004
66.RD	D	3,264	-	U. S. Environmental Protection Agency			A22-0476-008
66.RD	I	9,962	-	U. S. Environmental Protection Agency	N/A	Northeast States for Coordinated Air Use	A20-1637-001

## SCHEDULE OF EXPENDITURES OF FEDERAL AWARDS (DETAIL)

For the Fiscal Year Ended June 30, 2022

Federal ALN	Direct/ Indirect	Program Expenditures	Amount Provided to Subrecipients	ALN Program Title	Pass-Through Entity Number	Pass-Through Entity Name	Additional Award Information
66.RD	I	5,535	-	U. S. Environmental Protection Agency	208589 OS	Aptim	68HERC19D0009
66.RD	I	15,999	-	U. S. Environmental Protection Agency	7-312-0217117-66204L	RTI International	68HERH19D0030
66.RD	I	10	-	U. S. Environmental Protection Agency	NCSU-19-001-RP	Jacobs	2019-0441
66.RD	I	10,797	-	U. S. Environmental Protection Agency	PO RI007237	University of Dayton Research Institute	A22-1169-001
66.RD	I	7,440	-	U. S. Environmental Protection Agency	PO RI008043	University of Dayton Research Institute	A22-1170-001
66.RD	I	20,806	-	U. S. Environmental Protection Agency	RLS2-NCSU-266	Jacobs	68HERH20P0127 PR-ORD-20-0
66.RD	I	24,083	-	U. S. Environmental Protection Agency	SA-OAQPS-2021-05 TAS	Tantus Technologies, Inc.	A22-0453-001
		8,328,947	2,951,480	Total - Research and Development - U. S. Environmental Protection Agency			
<b>U. S. Nuclear Regulatory Commission</b>							
77.008	D	192,889	15,317	U.S. Nuclear Regulatory Commission Scholarship and Fellowship Program			
		192,889	15,317	Total - Research and Development - U. S. Nuclear Regulatory Commission			
<b>U. S. Department of Energy</b>							
81.049	D	14,401,588	3,770,149	Office of Science Financial Assistance Program			
81.049	I	182,355	-	Office of Science Financial Assistance Program	N/A	Mizar Imaging, LLC	
81.049	I	56,661	-	Office of Science Financial Assistance Program	106038-18678	Univ Of Illinois- Urbana	
81.049	I	12,348	-	Office of Science Financial Assistance Program	14006000-013	Purdue University	
81.049	I	55,537	-	Office of Science Financial Assistance Program	1555891 PO#1000911947	Univ Of Colorado - Boulder	
81.049	I	80,170	-	Office of Science Financial Assistance Program	2020-19973	Radiabeam Technologies, LLC	
81.049	I	29,850	-	Office of Science Financial Assistance Program	2021-1110	Calabazas Creek Research, Inc.	
81.049	I	183,088	-	Office of Science Financial Assistance Program	25-1215-0123-010	University of Nebraska at Lincoln	
81.049	I	159,325	-	Office of Science Financial Assistance Program	520001	Triad National Security, LLC	
81.049	I	169,975	-	Office of Science Financial Assistance Program	5951-NCSU-DOE-1090	Pennsylvania State University	
81.049	I	159,397	-	Office of Science Financial Assistance Program	6021-NCSU-DOE-1090	Pennsylvania State University	
81.049	I	27,326	-	Office of Science Financial Assistance Program	A18-0368-S001	University of Tennessee at Knoxville	
81.049	I	87,621	-	Office of Science Financial Assistance Program	AWD7773336-GR205924	Georgetown University	
81.049	I	193,746	-	Office of Science Financial Assistance Program	DE-SC0019929	Catalytic And Redox Solutions	
81.049	I	59,971	-	Office of Science Financial Assistance Program	DE-SC0021700	Radiabeam Technologies, LLC	
81.049	I	140,255	-	Office of Science Financial Assistance Program	DE-SC0021866	Wbglobalsemi, Inc.	
81.049	I	13,329	-	Office of Science Financial Assistance Program	ECU SBIR IP AGREEMENT	Oscilla Power Inc	
81.049	I	11,922	-	Office of Science Financial Assistance Program	ISL-NCSU-3136-022122	Innosense, LLC	
81.049	I	97,014	-	Office of Science Financial Assistance Program	OSP33519-02 WA01029	University of Massachusetts Medical School	
81.049	I	58,184	-	Office of Science Financial Assistance Program	RC104899 - NCSU	Michigan State University	
81.049	I	209,966	-	Office of Science Financial Assistance Program	RC107830	Michigan State University	
81.049	I	16,431	-	Office of Science Financial Assistance Program	SC-40-01753-401040-46	Faraday Technology, Inc.	
81.049	I	158,955	-	Office of Science Financial Assistance Program	SCON-00002818	University of Southern California (USC)	
81.049	I	212,809	-	Office of Science Financial Assistance Program	SUB00001810	Univ Of Georgia Res Fdn	
81.049	I	602	-	Office of Science Financial Assistance Program	SUB00002706	Univ Of Georgia	
81.049	I	128,767	-	Office of Science Financial Assistance Program	SUB0000292	Princeton University	
81.049	I	104,639	-	Office of Science Financial Assistance Program	SUBK00011115/PO3005749735	Univ Of Michigan	
81.049	I	203,055	-	Office of Science Financial Assistance Program	WU-15-69 (PO#2922325Y)	Washington University-St Louis	
81.057	D	203,576	151,148	University Coal Research			
81.086	D	2,708,073	958,032	Conservation Research and Development			
81.086	I	62,479	-	Conservation Research and Development	0011-44526	Eaton Corp.	
81.086	I	96,952	-	Conservation Research and Development	10566-UNC	Western Michigan University	
81.086	I	35,404	-	Conservation Research and Development	1070252-432914	Carnegie Mellon Univ	
81.086	I	8,921	-	Conservation Research and Development	A19-0435-S003	Univ Of Tennessee	
81.086	I	246,956	-	Conservation Research and Development	DE-EE0009135 - NCSU	Eaton Corp.	
81.086	I	70,121	-	Conservation Research and Development	NO. 192216	Stanford Univ	
81.087	D	4,641,451	1,034,038	Renewable Energy Research and Development			
81.087	I	71,028	-	Renewable Energy Research and Development	N/A	Energy Materials Corporation	
81.087	I	40,253	-	Renewable Energy Research and Development	100131	Portland State University	
81.087	I	406,898	-	Renewable Energy Research and Development	4550 G XA169	Univ Of California-Los Angeles	
81.087	I	38,833	-	Renewable Energy Research and Development	9527-10	Tandem PV, Inc.	
81.087	I	33,271	-	Renewable Energy Research and Development	AGT-22-00121 (DE-EE0009333)	Silicon Valley Material Technology, LLC	
81.087	I	30,845	-	Renewable Energy Research and Development	AGT-22-00193	Bert Thin Films LLC	
81.087	I	1,661	-	Renewable Energy Research and Development	AWD-002368-G1	Georgia Institute of Technology	
81.087	I	30,695	-	Renewable Energy Research and Development	DE-EE0007613	Atology	
81.087	I	121,472	-	Renewable Energy Research and Development	DE-EE0007888-05-6	Rapid Institute	
81.087	I	130,090	-	Renewable Energy Research and Development	F-2019-13	University of Toledo	
81.087	I	81,501	-	Renewable Energy Research and Development	G-27028-02	Colorado State University	
81.087	I	3,933	-	Renewable Energy Research and Development	G220-22-W9180	Montana State University	
81.087	I	80,225	24,724	Renewable Energy Research and Development	L0172	Univ of New Hampshire	



## SCHEDULE OF EXPENDITURES OF FEDERAL AWARDS (DETAIL)

For the Fiscal Year Ended June 30, 2022

Federal ALN	Direct/ Indirect	Program Expenditures	Amount Provided to Subrecipients	ALN Program Title	Pass-Through Entity Number	Pass-Through Entity Name	Additional Award Information
81.087	I	20,511	-	Renewable Energy Research and Development	SUB-2022-10109	Alliance For Sustainable Energy	
81.087	I	1,014	-	Renewable Energy Research and Development	SUBCONTRACT NO. 1004	Corrim	
81.089	D	1,933,631	1,080,296	Fossil Energy Research and Development			
81.089	I	83,474	-	Fossil Energy Research and Development	10017-02 / PO# SUST000003	Susteon Inc.	
81.089	I	170,734	-	Fossil Energy Research and Development	20-068-NCSU	West Virginia Univ.	
81.089	I	25,424	-	Fossil Energy Research and Development	UTA19-001226	University of Texas at Austin	
81.112	I	5,548	-	Stewardship Science Grant Program	323-0300	Duke University	
81.113	D	455	-	Defense Nuclear Nonproliferation Research			
81.113	I	53,755	-	Defense Nuclear Nonproliferation Research	00010832 PO# BB01534082	Univ Of Cal - Berkeley	
81.113	I	162,016	-	Defense Nuclear Nonproliferation Research	AWD-000372-G6	Georgia Institute of Technology	
81.117	D	104,942	-	Energy Efficiency and Renewable Energy Information Dissemination, Outreach, Training and Technical Analysis/Assistance			
81.121	D	2,362,633	263,223	Nuclear Energy Research, Development and Demonstration			
81.121	I	155,584	-	Nuclear Energy Research, Development and Demonstration	00145661-00002	Battelle Energy Alliance, LLC	
81.121	I	51,329	-	Nuclear Energy Research, Development and Demonstration	203913-777	Utah State University	
81.121	I	21,262	-	Nuclear Energy Research, Development and Demonstration	5725-NCSU-DOE-8717	Pennsylvania State University	
81.121	I	44,282	-	Nuclear Energy Research, Development and Demonstration	9945	Univ Of Cal - Berkeley	
81.121	I	175,185	-	Nuclear Energy Research, Development and Demonstration	S001257-USDOE	Pennsylvania State University	
81.121	I	41,546	-	Nuclear Energy Research, Development and Demonstration	S4893/PO#387177	Massachusetts Institute of Technology (MIT)	
81.121	I	224,199	-	Nuclear Energy Research, Development and Demonstration	S5191, PO#530808	Massachusetts Institute of Technology (MIT)	
81.121	I	7,813	-	Nuclear Energy Research, Development and Demonstration	SUBAWARD NO. 68016083-01	Univ Of Central Florida	
81.123	D	1,604,656	630,087	National Nuclear Security Administration (NNSA) Minority Serving Institutions (MSI) Program			
81.123	I	190,164	-	National Nuclear Security Administration (NNSA) Minority Serving Institutions (MSI) Program	Subaward No: 1000004070	The University of Texas at San Antonio	
81.124	I	165,604	-	Predictive Science Academic Alliance Program	G0187A-A	Oregon State University	
81.135	D	1,164,009	224,620	Advanced Research Projects Agency - Energy			
81.135	I	(22,884)	-	Advanced Research Projects Agency - Energy	0011-43583	Eaton Corp	
81.135	I	3,021	-	Advanced Research Projects Agency - Energy	1534	X-Energy, LLC	
81.135	I	384,802	-	Advanced Research Projects Agency - Energy	2018-0104	Adroit Materials, Inc.	
81.135	I	33,073	-	Advanced Research Projects Agency - Energy	2020-1067	Aml Superconductivity	
81.135	I	53,858	-	Advanced Research Projects Agency - Energy	323-0308	Duke University	
81.135	I	142,129	-	Advanced Research Projects Agency - Energy	9153-20936	Vanderbilt University	
81.135	I	74,970	-	Advanced Research Projects Agency - Energy	96-19	Suny - Albany	
81.135	I	66,469	-	Advanced Research Projects Agency - Energy	A21-0018-S001/PO284610	Rensselaer Polytechnic Inst.	
81.135	I	256,095	-	Advanced Research Projects Agency - Energy	DE-AR0001024	Abb, Inc.	
81.135	I	362,417	-	Advanced Research Projects Agency - Energy	PO0000001109	X-Energy, LLC	
81.135	I	47,853	-	Advanced Research Projects Agency - Energy	PO0000001304	X-Energy, LLC	
81.RD	D	907	-	U. S. Department of Energy			2341442, 02022-1836
81.RD	D	4,929	-	U. S. Department of Energy			4000193103
81.RD	D	339,540	-	U. S. Department of Energy			A19-1215-001
81.RD	D	18,576	-	U. S. Department of Energy			A20-1496-001
81.RD	D	166,408	-	U. S. Department of Energy			A21-0431-001
81.RD	D	20,689	-	U. S. Department of Energy			A22-0940-001
81.RD	D	18,467	-	U. S. Department of Energy			CW23583 PO 4000198008
81.RD	D	78,967	-	U. S. Department of Energy			DE-AC05-00OR22725
81.RD	I	80,383	-	U. S. Department of Energy	#M2100680	Texas A&M University	DE-AC02-05CH11231
81.RD	I	739	-	U. S. Department of Energy	N/A	Center for Climate Strategies (CCS)	A10-1490-001
81.RD	I	61,273	-	U. S. Department of Energy	145661 RELEASE NO. 28	Idaho National Laboratory	2020-1559
81.RD	I	96,331	-	U. S. Department of Energy	145661 RELEASE NO. 30	Idaho National Laboratory	2021-1603
81.RD	I	203,898	-	U. S. Department of Energy	145661-14	Battelle Energy Alliance, LLC	2018-0686
81.RD	I	43,073	-	U. S. Department of Energy	145661-34 RELEASE NO. 34	Battelle Energy Alliance, LLC	DE-AC07-05ID14517
81.RD	I	4,847	-	U. S. Department of Energy	145661-43	Battelle Energy Alliance, LLC	DE-AC07-05ID14517
81.RD	I	(14,026)	-	U. S. Department of Energy	156020	Battelle Energy Alliance, LLC	DE-AC07-05ID14517
81.RD	I	64,250	-	U. S. Department of Energy	1871780	Sandia National Laboratories	DE-NA0003525
81.RD	I	1,489	-	U. S. Department of Energy	1F-60330	Argonne Nat'L Lab	DE-AC02-06CH11357
81.RD	I	55,339	-	U. S. Department of Energy	1F-60603	Argonne Nat'L Lab	2022-0779
81.RD	I	54,318	-	U. S. Department of Energy	2019-0440	Riken Bnl Res. Center	2019-0440
81.RD	I	10,316	-	U. S. Department of Energy	2019-2208	Oak Ridge Inst For Sci & Ed	2019-2208
81.RD	I	67,078	-	U. S. Department of Energy	2021-1477	Sandia National Laboratories	2220726
81.RD	I	(9,592)	-	U. S. Department of Energy	2021-2520	US Dept of Energy	2021-2520
81.RD	I	116,608	-	U. S. Department of Energy	2188727	Sandia National Laboratories	2021-0305
81.RD	I	12,612	-	U. S. Department of Energy	2205202	Sandia National Laboratories	2021-0928
81.RD	I	40,702	-	U. S. Department of Energy	2223045/2021-1661	Sandia National Laboratories	2223045/2021-1661
81.RD	I	3,519	-	U. S. Department of Energy	2364904	Sandia National Laboratories	2022-2489

## SCHEDULE OF EXPENDITURES OF FEDERAL AWARDS (DETAIL)

For the Fiscal Year Ended June 30, 2022

Federal ALN	Direct/ Indirect	Program Expenditures	Amount Provided to Subrecipients	ALN Program Title	Pass-Through Entity Number	Pass-Through Entity Name	Additional Award Information
81.RD	I	20,452	-	U. S. Department of Energy	364329	Brookhaven Nat'L Lab	DE-SC0012704
81.RD	I	201	-	U. S. Department of Energy	3779-DOE-1S/NCSU	Luna Innovations, Inc	DE-SC0020765
81.RD	I	(17,742)	-	U. S. Department of Energy	4000144968	Oak Ridge National Laboratory	2016-1590
81.RD	I	12,909	-	U. S. Department of Energy	4000178745	Oak Ridge National Laboratory	DE-AC05-00OR22725
81.RD	I	139,969	-	U. S. Department of Energy	4000180113 \ 4000192686	Oak Ridge National Laboratory	DE-AC05-00OR22725
81.RD	I	47,679	-	U. S. Department of Energy	4000183075	Battelle UT	A21-0558-001
81.RD	I	198,692	-	U. S. Department of Energy	4000186407	UT-Battelle	A21-1159-001
81.RD	I	123,194	-	U. S. Department of Energy	4000192636	Oak Ridge National Laboratory	2020-3165
81.RD	I	52,018	-	U. S. Department of Energy	4000192640	Oak Ridge National Laboratory	2021-0367
81.RD	I	135,278	-	U. S. Department of Energy	4000192703	Oak Ridge National Laboratory	2020-3066
81.RD	I	131,594	-	U. S. Department of Energy	4000192789	Oak Ridge National Laboratory	DE-AC05-00OR22725
81.RD	I	105,723	-	U. S. Department of Energy	4000192987	Oak Ridge National Laboratory	2020-1542
81.RD	I	166,440	-	U. S. Department of Energy	4000192994	Calut-Battelle LLC	DE-AC05-00OR22725
81.RD	I	82,197	-	U. S. Department of Energy	4000193103	Oak Ridge National Laboratory	2020-0987
81.RD	I	77,056	-	U. S. Department of Energy	4000193112	Ut-Battelle LLC	DE-AC05-00OR22725
81.RD	I	51,020	-	U. S. Department of Energy	4000193150	Oak Ridge National Laboratory	DE-AC05-00OR22725
81.RD	I	29,455	-	U. S. Department of Energy	4000193509	Oak Ridge National Laboratory	DE-A-C05-00OR22725
81.RD	I	25,109	-	U. S. Department of Energy	4000193559	Oak Ridge National Laboratory	2021-0669
81.RD	I	227,204	-	U. S. Department of Energy	4000193563	Oak Ridge National Laboratory	40001935632020-1250
81.RD	I	138,076	-	U. S. Department of Energy	4000194697	Battelle UT	A16-0143-001
81.RD	I	370,933	-	U. S. Department of Energy	4000196635	Oak Ridge National Laboratory	DE-AC05-00OR22725
81.RD	I	51,443	-	U. S. Department of Energy	4000197341	Oak Ridge National Laboratory	DE-AC05-00OR22725
81.RD	I	25,038	-	U. S. Department of Energy	4200000570-40000193213	Ut-Battelle LLC	DE-AC05-00OR22725
81.RD	I	20,323	-	U. S. Department of Energy	4300169673	Consolidated Nuclear Security	DE-NA0001942
81.RD	I	40,026	-	U. S. Department of Energy	486743	Battelle Savannah River Alliance	2020-2783
81.RD	I	76,667	-	U. S. Department of Energy	486745	Battelle Savannah River Alliance	SOW-0000520044
81.RD	I	(264)	-	U. S. Department of Energy	494372	Pacific Northwest National Laboratory	2020-1216
81.RD	I	54,190	-	U. S. Department of Energy	508748	Battelle Savannah River Alliance	G-SOW-W-00054
81.RD	I	72,671	-	U. S. Department of Energy	508854	Triad National Security, LLC	89233218CNA000001
81.RD	I	68,659	-	U. S. Department of Energy	537489	Pacific Northwest National Laboratory	2021-0854
81.RD	I	45,990	-	U. S. Department of Energy	586561	Pacific Northwest National Laboratory	2022-0132
81.RD	I	47,595	-	U. S. Department of Energy	586990	Battelle Memorial Institute	5869902021-2959
81.RD	I	81,615	-	U. S. Department of Energy	595451	Los Alamos Nat'L Lab	2020-1068
81.RD	I	(9,793)	-	U. S. Department of Energy	606395	Oak Ridge Assoc. Univ.	89243318CFE0000003
81.RD	I	145,475	-	U. S. Department of Energy	606823	Oak Ridge Assoc. Univ.	89243318CFE0000003
81.RD	I	97,527	-	U. S. Department of Energy	624149	Los Alamos Nat'L Lab	2021-1330
81.RD	I	114,002	-	U. S. Department of Energy	628147	Los Alamos Nat'L Lab	2021-1756
81.RD	I	(186)	-	U. S. Department of Energy	7381614	L. Berkeley Nat'l Lab	DE-AC02-05CH11231
81.RD	I	248,931	-	U. S. Department of Energy	7538430	L. Berkeley Nat'l Lab	DE-AC02-05CH11231
81.RD	I	48,605	-	U. S. Department of Energy	7542961	L. Berkeley Nat'l Lab	DE-AC02-05CH11231
81.RD	I	4,136	-	U. S. Department of Energy	89233218CNA000001/17793/595451	Los Alamos Nat'L Lab	89233218CNA000001/17793/595451
81.RD	I	11,473	-	U. S. Department of Energy	89233218CNA000001/17793/595451	Triad National Security, LLC	89233218CNA000001/17793/595451
81.RD	I	12,159	-	U. S. Department of Energy	8F-30076	Argonne Nat'L Lab	DE-AC02-06CH11357
81.RD	I	(6,755)	-	U. S. Department of Energy	9F-60064	Argonne Nat'L Lab	DE-AC02-06CH11357
81.RD	I	8,816	-	U. S. Department of Energy	B621752	Lawrence Livermore Nat'l Lab	DE-AC52-07NA27344
81.RD	I	66,328	-	U. S. Department of Energy	B628785	Lawrence Livermore Nat'l Lab	DE-AC52-07NA27344
81.RD	I	(194)	-	U. S. Department of Energy	B633311	Lawrence Livermore Nat'l Lab	DE-AC52-07NA27344
81.RD	I	12,947	-	U. S. Department of Energy	B634087	Lawrence Livermore Natl. Secu.	B634087/DE-A52-07NA27344
81.RD	I	220,423	-	U. S. Department of Energy	B634847	Lawrence Livermore Natl. Secu.	B634087/DE-A52-07NA27344
81.RD	I	12,999	-	U. S. Department of Energy	B644566	Lawrence Livermore Nat'l Lab	2021-1933
81.RD	I	28,732	-	U. S. Department of Energy	B649194	Lawrence Livermore Nat'l Lab	2022-0700
81.RD	I	12,944	-	U. S. Department of Energy	B650123	Lawrence Livermore Nat'l Lab	2022-1378
81.RD	I	3,898	-	U. S. Department of Energy	CTR-PO-2022-04; TO #1	Westinghouse Electric Co. Llc	DE-NE0009033
81.RD	I	259,345	-	U. S. Department of Energy	CW9336 4000198565	Oak Ridge National Laboratory	DE-AC05-00OR22725
81.RD	I	30,385	-	U. S. Department of Energy	DE-AC05-76RL01830/607751	Pacific Northwest National Laboratory	DE-AC05-76RL01830/607751
81.RD	I	133,354	-	U. S. Department of Energy	DE-EE0008806	Ricardo Plc	2019-2836
81.RD	I	7,274	-	U. S. Department of Energy	LETTER DATED 01-22-2018	Honeywell Federal Manufacturing & Technologies, LLC	G-280997
81.RD	I	222,242	-	U. S. Department of Energy	MASTER #145661-RELEASE#19	Battelle Energy Alliance, LLC	DE-AC07-05ID-14517
81.RD	I	9,282	-	U. S. Department of Energy	MASTER #145661-RELEASE#20	Battelle Energy Alliance, LLC	DE-AC07-05ID-14517
81.RD	I	37,857	-	U. S. Department of Energy	N000378504	Honeywell Federal Manufacturing & Technologies, LLC	A21-0700-001
81.RD	I	41,692	-	U. S. Department of Energy	N000378509	Honeywell Federal Manufacturing & Technologies, LLC	A21-0662-001
81.RD	I	63,069	-	U. S. Department of Energy	N000427633	Honeywell Federal Manufacturing & Technologies, LLC	A22-0951-001
81.RD	I	81,517	-	U. S. Department of Energy	N000427882	Honeywell Federal Manufacturing & Technologies, LLC	A22-0974-001
81.RD	I	8,315	-	U. S. Department of Energy	N000428308	Honeywell Federal Manufacturing & Technologies, LLC	N000428308

**SCHEDULE OF EXPENDITURES OF FEDERAL AWARDS (DETAIL)**

For the Fiscal Year Ended June 30, 2022

Federal ALN	Direct/ Indirect	Program Expenditures	Amount Provided to Subrecipients	ALN Program Title	Pass-Through Entity Number	Pass-Through Entity Name	Additional Award Information
81.RD	I	20,174	-	U. S. Department of Energy	P.O. # 2229008	DOE Sandia National Laboratories	G-281174
81.RD	I	59,458	-	U. S. Department of Energy	P.O. # 2244761	DOE Sandia National Laboratories	G-281181
81.RD	I	31,310	-	U. S. Department of Energy	P.O. # 2309786	DOE Sandia National Laboratories	G-281261
81.RD	I	8,006	-	U. S. Department of Energy	P.O. # 2311035	DOE Sandia National Laboratories	G-281247
81.RD	I	12,961	-	U. S. Department of Energy	P.O. 2281843	DOE Sandia National Laboratories	G-281222
81.RD	I	4,320	-	U. S. Department of Energy	P.O. 2349146	DOE Sandia National Laboratories	G-281267
81.RD	I	55,247	-	U. S. Department of Energy	P.O.# 2230182	DOE Sandia National Laboratories	G-281172
81.RD	I	5,217	-	U. S. Department of Energy	P010267139	Leidos, Inc	89243318CFE000003
81.RD	I	39,732	-	U. S. Department of Energy	P010267139 / TASK ORDER 1	Leidos, Inc	P010267139 / TASK ORDER 1
81.RD	I	35,261	-	U. S. Department of Energy	PO # 107832	Bettis Atomic Power Laboratory	2014-2982
81.RD	I	41,945	-	U. S. Department of Energy	PO #107832	Bettis Atomic Power Laboratory	2014-2982
81.RD	I	30,159	-	U. S. Department of Energy	PO 2306118.0	Sandia National Laboratories	2022-0684
81.RD	I	82,554	-	U. S. Department of Energy	PO NUMBER 0000533234	Battelle Savannah River Alliance	2022-0588
81.RD	I	19,556	-	U. S. Department of Energy	PO# 107832	Bettis Atomic Power Laboratory	107832
81.RD	I	61,182	-	U. S. Department of Energy	PO# 135117	Fluor Marine Propulsion, LLC	G-270148
81.RD	I	18,558	-	U. S. Department of Energy	PO# 2330062	DOE Sandia National Laboratories	G-281257
81.RD	I	37,865	-	U. S. Department of Energy	RELEASE # 26 UNDER 145661	Battelle Energy Alliance, LLC	DE-AC07-05ID14517
81.RD	I	103,197	-	U. S. Department of Energy	RELEASE # 27 UNDER 145661	Battelle Energy Alliance, LLC	DE-AC07-05ID14517
81.RD	I	6,103	-	U. S. Department of Energy	RELEASE # 29 BMC #145661	Battelle Energy Alliance, LLC	DE-AC07-05ID14517
81.RD	I	80,162	-	U. S. Department of Energy	RELEASE # 33 BMC #145661	Battelle Energy Alliance, LLC	DE-AC07-05ID14517
81.RD	I	(10)	-	U. S. Department of Energy	RELEASE 16 U/C 145661	Battelle Energy Alliance, LLC	DE-AC07-05ID-14517
81.RD	I	26,976	-	U. S. Department of Energy	RELEASE 24 UNDER 145661	Battelle Energy Alliance, LLC	DE-AC07-05ID14517
81.RD	I	39,778	-	U. S. Department of Energy	RELEASE 35 UC 145661	Battelle Energy Alliance, LLC	DE-AC07-05ID14517
81.RD	I	40,200	-	U. S. Department of Energy	RELEASE NO. 1/ BMA 255742	Battelle Energy Alliance, LLC	DE-AC07-05ID14517
81.RD	I	27,005	-	U. S. Department of Energy	RELEASE NO. 2/ BMA 255742	Battelle Energy Alliance, LLC	DE-AC07-05ID14517
81.RD	I	73,247	-	U. S. Department of Energy	RELEASE NO. 31; 145661	Idaho National Laboratory	2021-1310
81.RD	I	31,196	-	U. S. Department of Energy	RELEASE NO. 37/145661	Battelle Energy Alliance, LLC	DE-AC07-05ID14517
81.RD	I	70,164	-	U. S. Department of Energy	RELEASE NO. 39/145661	Battelle Energy Alliance, LLC	DE-AC07-05ID14517
81.RD	I	622,291	34,692	U. S. Department of Energy	SCN09846 / 10102	Martin Defense Group, LLC	HR0011-21-C-2006
81.RD	I	66,338	-	U. S. Department of Energy	SCN09846 / 10102-HR0011-21-C-2006	Martin Defense Group, LLC	SCN09846 / 10102-HR0011-21-C-2006
81.RD	I	14,086	-	U. S. Department of Energy	Subcontract # EE-0009793-NCAT	TreadStone Technologies, Inc	G-281278
81.RD	I	8,564	-	U. S. Department of Energy	Subcontract No: 4000176724	DOE Oak Ridge National Laboratories	G-281105
81.RD	I	17,729	-	U. S. Department of Energy	Subcontract No: 4000182500	DOE Oak Ridge National Laboratories	G-281147
81.RD	I	111,272	-	U. S. Department of Energy	Subcontract No: B647042	DOE Lawrence Livermore National Laboratory (LLNL)	G-270177
81.RD	I	279,014	-	U. S. Department of Energy	TP-PO-001490	Terrapower	DE-NE0009054
81.RD	I	102,594	-	U. S. Department of Energy	ZCE-9-92157-01	NATIONAL RENEWABLE ENERGY LAB	DE-AC36-08GO28308
		44,984,357	8,171,009	Total - Research and Development - U. S. Department of Energy			
<b>U. S. Department of Education</b>							
84.010	I	78,960	-	Title I Grants to Local Educational Agencies	N/A	Calhoun Intermediate School District	
84.015	D	2,304,407	273,755	National Resource Centers Program for Foreign Language and Area Studies or Foreign Language and International Studies Program and Foreign Language and Area Studies Fellowship Program			
84.015	I	53	-	National Resource Centers Program for Foreign Language and Area Studies or Foreign Language and International Studies Program and Foreign Language and Area Studies Fellowship Program	12-FLAS-1006	Duke University	
84.017	D	68,438	-	International Research and Studies			
84.022	D	166,297	-	Overseas Programs - Doctoral Dissertation Research Abroad			
84.129	D	329,723	-	Rehabilitation Long-Term Training			
84.133	I	40,462	-	National Institute on Disability and Rehabilitation Research	1701835A/PO#1000004853	Univ Of Maryland Balt. County	
84.184	I	133,838	-	School Safety National Activities (formerly, Safe and Drug-Free Schools and Communities-National Programs)	S18X190008	Rockingham County Schools	
84.200	D	376,788	-	Graduate Assistance in Areas of National Need			
84.283	D	3,171,772	632,618	Comprehensive Centers			
84.283	I	13,163	-	Comprehensive Centers	6729-S-011	Westat Inc.	
84.283	I	22,878	-	Comprehensive Centers	R000002991	Florida State University	
84.305	D	4,966,673	1,461,527	Education Research, Development and Dissemination			
84.305	I	(951)	-	Education Research, Development and Dissemination	N/A	Pennsylvania State University	
84.305	I	25,594	-	Education Research, Development and Dissemination	0467100007	American Institutes for Research	
84.305	I	296,136	-	Education Research, Development and Dissemination	1-312-0218128-66512L	Research Triangle Institute (RTI International)	
84.305	I	37	-	Education Research, Development and Dissemination	14-ED-1108	Duke University	
84.305	I	7,401	-	Education Research, Development and Dissemination	2135	Education Testing Service	
84.305	I	9,544	-	Education Research, Development and Dissemination	24-1714-0132-007	University of Nebraska at Lincoln	
84.305	I	2,049	-	Education Research, Development and Dissemination	24-1714-0132-008	University of Nebraska at Lincoln	

## SCHEDULE OF EXPENDITURES OF FEDERAL AWARDS (DETAIL)

For the Fiscal Year Ended June 30, 2022

Federal ALN	Direct/ Indirect	Program Expenditures	Amount Provided to Subrecipients	ALN Program Title	Pass-Through Entity Number	Pass-Through Entity Name	Additional Award Information
84.305	I	5,402	-	Education Research, Development and Dissemination	31653-A220008-S001	American University (AU)	
84.305	I	53,339	-	Education Research, Development and Dissemination	343-0811	Duke University	
84.305	I	19,418	-	Education Research, Development and Dissemination	43802	University of Delaware	
84.305	I	3,165	-	Education Research, Development and Dissemination	581315	Trustees of the Univ. of Pennsylvania	
84.305	I	27,229	-	Education Research, Development and Dissemination	583399 57898/00	Trustees of the Univ. of Pennsylvania	
84.305	I	24,912	-	Education Research, Development and Dissemination	58611	University of Delaware	
84.305	I	5,513	-	Education Research, Development and Dissemination	Agmt dated 02/20/2017	Assoc of Public and Land Grant Universities APLU	
84.305	I	152,782	-	Education Research, Development and Dissemination	FY2020-003 M1	University of Kansas Center for Research	
84.305	I	36,414	-	Education Research, Development and Dissemination	G154.UNC.01	National Opinion Research Center (NORC)	
84.305	I	(1,749)	-	Education Research, Development and Dissemination	PT108483-SC104563	Virginia Commonwealth University (VCU)	
84.305	I	83,496	-	Education Research, Development and Dissemination	S-00015915	Wested	
84.305	I	67,132	-	Education Research, Development and Dissemination	SUB00001449	Univ Of Georgia	
84.305	I	8,008	-	Education Research, Development and Dissemination	SUB00003023	University of Florida	
84.323	I	48,151	-	Special Education - State Personnel Development	20210291	State of Washington Office of Superintendent	
84.324	D	1,976,062	753,848	Research in Special Education			
84.324	I	47,054	-	Research in Special Education	362596	University of Connecticut	
84.324	I	110	-	Research in Special Education	FY2018-070	University of Kansas Center for Research	
84.324	I	84,187	-	Research in Special Education	FY2018-077	University of Kansas	
84.324	I	46,481	-	Research in Special Education	FY2019-001-M1	University of Kansas	
84.324	I	64,037	-	Research in Special Education	FY2019-013	University of Kansas Center for Research Inc	
84.324	I	23,720	-	Research in Special Education	FY2020-049-M2	University of Kansas	
84.324	I	257,284	-	Research in Special Education	FY2020-057	University of Kansas Center for Research	
84.324	I	176,580	-	Research in Special Education	SA0000749	San Diego State University (SDSU) Research	
84.325	D	2,132,367	-	Special Education - Personnel Development to Improve Services and Results for Children with Disabilities			
84.325	I	138,723	-	Special Education - Personnel Development to Improve Services and Results for Children with Disabilities	UCHC7-127393037-A1	University of Connecticut Health Center	
84.326	D	10,581,616	2,385,618	Special Education Technical Assistance and Dissemination to Improve Services and Results for Children with Disabilities			
84.326	I	165	-	Special Education Technical Assistance and Dissemination to Improve Services and Results for Children with Disabilities	51-001050	SRI International	
84.326	I	403,845	-	Special Education Technical Assistance and Dissemination to Improve Services and Results for Children with Disabilities	A006557003	Regents of the University of Minnesota	
84.326	I	224,071	-	Special Education Technical Assistance and Dissemination to Improve Services and Results for Children with Disabilities	A006557004	University of Minnesota	
84.326	I	69,578	-	Special Education Technical Assistance and Dissemination to Improve Services and Results for Children with Disabilities	PO 61511	SRI International	
84.327	D	2,600,020	791,871	Special Education Educational Technology Media, and Materials for Individuals with Disabilities			
84.327	I	75,713	-	Special Education Educational Technology Media, and Materials for Individuals with Disabilities	SP00014612-02	Georgia State University	
84.334	I	130,308	-	Gaining Early Awareness and Readiness for Undergraduate Programs	N/A	Mississippi State University	
84.334	I	845,343	-	Gaining Early Awareness and Readiness for Undergraduate Programs	N/A	National College Advising Corps	
84.334	I	1,850	-	Gaining Early Awareness and Readiness for Undergraduate Programs	020753	Mississippi State University	
84.334	I	109,378	-	Gaining Early Awareness and Readiness for Undergraduate Programs	192500.361293.07	Mississippi State University	
84.336	D	2,553,279	94	Teacher Quality Partnership Grants			
84.351	I	2,033	-	Arts in Education	8-5132-344-311-000-7	Guilford County Schools	
84.365	D	607,054	-	English Language Acquisition State Grants			
84.365	I	3,240	-	English Language Acquisition State Grants	AWD7774919-GR207181	Georgetown University	
84.373	I	764,720	-	Special Education Technical Assistance on State Data Collection	N/A	SRI International	
84.373	I	61,852	-	Special Education Technical Assistance on State Data Collection	6738-S-008	Westat Inc.	
84.373	I	24,819	-	Special Education Technical Assistance on State Data Collection	S-17855	WestEd	
84.373	I	79,186	-	Special Education Technical Assistance on State Data Collection	S-18649	WestEd	
84.374	I	43,184	-	Teacher and School Leader Incentive Grants (formerly the Teacher Incentive Fund)	S374A210025	Pitt County Schools	
84.411	I	5,976	-	Education Innovation and Research (formerly Investing in Innovation (i3) Fund)	12586	Education Development Center, Inc.	
84.411	I	379	-	Education Innovation and Research (formerly Investing in Innovation (i3) Fund)	1516-013-01	Columbus State Community College	
84.411	I	15,164	-	Education Innovation and Research (formerly Investing in Innovation (i3) Fund)	17-NC12-20211/3C3WP	National Writing Project	
84.411	I	128,363	-	Education Innovation and Research (formerly Investing in Innovation (i3) Fund)	201910	University of Indianapolis	
84.423	D	1,474,333	805,966	Supporting Effective Educator Development Program			
84.423	I	103,664	-	Supporting Effective Educator Development Program	FY2019-054-M2	University of Kansas	
84.423	I	178,546	-	Supporting Effective Educator Development Program	P0101183/SUB00001559	University of Florida	
84.RD	D	1,511,378	245,098	U. S. Department of Education			47QRAA19D006U
84.RD	I	59,333	-	U. S. Department of Education	N/A	RMC Research Corporation	A21-0475-001
84.RD	I	178,226	-	U. S. Department of Education	N/A	RMC Research Corporation	A22-0529-001
84.RD	I	167	-	U. S. Department of Education	12/13-006	North Carolina Partnership for Children	A13-0629-001
84.RD	I	145,886	-	U. S. Department of Education	21-17733	Grant Thornton, LLC	91990020A0002

**SCHEDULE OF EXPENDITURES OF FEDERAL AWARDS (DETAIL)**

For the Fiscal Year Ended June 30, 2022

Federal ALN	Direct/ Indirect	Program Expenditures	Amount Provided to Subrecipients	ALN Program Title	Pass-Through Entity Number	Pass-Through Entity Name	Additional Award Information
84.RD	I	23,358	-	U. S. Department of Education	DE-AC07-05ID14517	Battelle Energy Alliance, LLC	DE-AC07-05ID14517
84.RD	I	28,928	-	U. S. Department of Education	RELEASE NO. 41/BMC 145661	Battelle Energy Alliance, LLC	RELEASE NO. 41/BMC 145661
		<u>40,528,034</u>	<u>7,350,395</u>	Total - Research and Development - U. S. Department of Education			
<b>U. S. Scholarships Foundation</b>							
85.002	D	6	-	MCC Foreign Assistance for Overseas Programs			
		<u>6</u>	<u>-</u>	Total - Research and Development - U. S. Scholarships Foundation			
<b>U. S. National Archives and Records Administration</b>							
89.003	D	50,837	-	National Historical Publications and Records Grants			
89.003	I	3,815	-	National Historical Publications and Records Grants	#206005	Johnson C. Smith University	
		<u>54,652</u>	<u>-</u>	Total - Research and Development - U. S. National Archives and Records Administration			
<b>U. S. Institute of Peace</b>							
91.RD	I	31,515	-	U. S. Institute of Peace	212076-01	Texas Tech University	70RSAT21CB0000023
		<u>31,515</u>	<u>-</u>	Total - Research and Development - U. S. Institute of Peace			
<b>U. S. Department of Health and Human Services</b>							
93.048	D	184,893	77,936	Special Programs for the Aging, Title IV, and Title II, Discretionary Projects			
93.059	D	6,317	-	Training in General, Pediatric, and Public Health Dentistry			
93.067	I	(538)	-	Global AIDS	N/A	University of Malawi College of Medicine	
93.067	I	110,056	-	Global AIDS	21-2421	Columbia University	
93.067	I	46,583	-	Global AIDS	22-1701	Columbia University	
93.067	I	3,584	-	Global AIDS	5NU2GGH001920-05-A05	Centre for Infectious Disease Research	
93.067	I	129,728	-	Global AIDS	CDC.579284-01707373-	Program for Appropriate Technology in Health	
93.067	I	6,918	-	Global AIDS	P358 6 NU2GGH002251	Centre for Infectious Disease Research	
93.068	D	439,108	63,156	Chronic Diseases: Research, Control, and Prevention			
93.068	I	423	-	Chronic Diseases: Research, Control, and Prevention	N/A	Arthritis Foundation	
93.068	I	33,961	-	Chronic Diseases: Research, Control, and Prevention	000516164-SC001	University of Alabama at Birmingham	
93.068	I	10,051	-	Chronic Diseases: Research, Control, and Prevention	STTR SPONSORED RESEARCH	Equiti Foods, LLC	
93.070	I	43,583	-	Environmental Public Health and Emergency Response	2021-119	Gaston County Department of Health	
93.070	I	37,514	-	Environmental Public Health and Emergency Response	FY22.723.001	University of Colorado Denver	
93.073	D	1,233,014	13,119	Birth Defects and Developmental Disabilities - Prevention and Surveillance			
93.073	I	12,837	-	Birth Defects and Developmental Disabilities - Prevention and Surveillance	A03-2440	Duke University	
93.073	I	22,999	-	Birth Defects and Developmental Disabilities - Prevention and Surveillance	A03-2441	Duke Univ	
93.077	D	2,627,242	132,392	Family Smoking Prevention and Tobacco Control Act Regulatory Research			
93.077	I	23,058	-	Family Smoking Prevention and Tobacco Control Act Regulatory Research	40-55811085045117-10	Wake Forest University Health Sciences	
93.077	I	15,548	-	Family Smoking Prevention and Tobacco Control Act Regulatory Research	40-55811085045117-11	Wake Forest University Health Sciences	
93.077	I	4,813	-	Family Smoking Prevention and Tobacco Control Act Regulatory Research	61-100730-116541	Wake Forest University Health Sciences	
93.077	I	16,917	-	Family Smoking Prevention and Tobacco Control Act Regulatory Research	61-55811085045117-11000000179	Wake Forest University Health Sciences	
93.077	I	6,353	-	Family Smoking Prevention and Tobacco Control Act Regulatory Research	FP00008773-SA002	Virginia Commonwealth University (VCU)	
93.077	I	24,806	-	Family Smoking Prevention and Tobacco Control Act Regulatory Research	FP0006477_SA006	Virginia Commonwealth University (VCU)	
93.077	I	7,372	-	Family Smoking Prevention and Tobacco Control Act Regulatory Research	SUB00014310/PO3006268643	Regents of the University of Michigan	
93.079	I	43,625	-	Cooperative Agreements to Promote Adolescent Health through School-Based HIV/STD Prevention and School-Based Surveillance	903402-UNC-CH	American Psychological Association (APA)	
93.080	I	5,412	-	Blood Disorder Program: Prevention, Surveillance, and Research	ATHN2015001-IV-N-NCE	American Thrombosis and Hemostasis Network	
93.080	I	20,190	-	Blood Disorder Program: Prevention, Surveillance, and Research	ATHN2017001-NCE	American Thrombosis and Hemostasis Network	
93.080	I	131,442	105,847	Blood Disorder Program: Prevention, Surveillance, and Research	ATHN2020CDC-IVN-01	American Thrombosis and Hemostasis Network	
93.080	I	149,402	58,345	Blood Disorder Program: Prevention, Surveillance, and Research	ATHN2020CDC-IVN-02	American Thrombosis and Hemostasis Network	
93.083	D	80,485	-	Prevention of Disease, Disability, and Death through Immunization and Control of Respiratory and Related Diseases			
93.084	D	961,314	499,826	Prevention of Disease, Disability, and Death by Infectious Diseases			
93.084	I	5,012	-	Prevention of Disease, Disability, and Death by Infectious Diseases	000528670-SC002	University of Alabama at Birmingham	
93.084	I	(210)	-	Prevention of Disease, Disability, and Death by Infectious Diseases	A033561	Duke University	
93.084	I	3,727	-	Prevention of Disease, Disability, and Death by Infectious Diseases	A034828	Duke University	
93.086	I	273,960	400	Healthy Marriage Promotion and Responsible Fatherhood Grants	7676.UNCCH.01	Child Trends	
93.087	I	13,778	-	Enhance Safety of Children Affected by Substance Abuse	51299S07812	Mathematica, Inc	
93.088	I	7,374	-	Advancing System Improvements for Key Issues in Women's Health	3200004526-22-163	University of Kentucky Research Foundation	
93.088	I	40,000	-	Advancing System Improvements for Key Issues in Women's Health	37735.2021.0001	John Snow, Inc. (JSI)	
93.088	I	77,599	-	Advancing System Improvements for Key Issues in Women's Health	RHNTCOWHY2	John Snow, Inc. (JSI)	
93.103	D	1,410,991	284,163	Food and Drug Administration Research			
93.103	I	(4,290)	-	Food and Drug Administration Research	N/A	Institute for Advanced Clinical Trials	
93.103	I	124,897	-	Food and Drug Administration Research	20-5653	Genentech, Inc.	
93.103	I	114,065	-	Food and Drug Administration Research	21-3485-UNCCH	University of Tennessee Health Science Center	

## SCHEDULE OF EXPENDITURES OF FEDERAL AWARDS (DETAIL)

For the Fiscal Year Ended June 30, 2022

Federal ALN	Direct/ Indirect	Program Expenditures	Amount Provided to Subrecipients	ALN Program Title	Pass-Through Entity Number	Pass-Through Entity Name	Additional Award Information
93.103	I	141,944	-	Food and Drug Administration Research	22-0785-UNCCH	University of Tennessee Health Science Center	
93.103	I	38,034	-	Food and Drug Administration Research	403-101700-118430	Wake Forest University Health Sciences	
93.103	I	72,568	-	Food and Drug Administration Research	424038	University of Connecticut	
93.103	I	75,583	-	Food and Drug Administration Research	A03-3742	Duke University	
93.103	I	3,882	-	Food and Drug Administration Research	PO 92166377	Children's Hospital Boston	
93.107	D	1,158,355	1,064,883	Area Health Education Centers			
93.110	D	6,719,528	2,051,815	Maternal and Child Health Federal Consolidated Programs			
93.110	I	95,286	-	Maternal and Child Health Federal Consolidated Programs	N/A	Hemophilia of Georgia (HOG)	
93.110	I	(218)	-	Maternal and Child Health Federal Consolidated Programs	N/A	Mountain Area Health Education Center	
93.110	I	24,196	-	Maternal and Child Health Federal Consolidated Programs	1638 G WA067	University of California at Los Angeles	
93.110	I	148,331	-	Maternal and Child Health Federal Consolidated Programs	205656_GR205638-UNC	Georgetown University	
93.110	I	27,153	-	Maternal and Child Health Federal Consolidated Programs	A481919	Emory University (EU)	
93.110	I	(641)	-	Maternal and Child Health Federal Consolidated Programs	AWD7773002-GR205656	Georgetown University	
93.110	I	(17)	-	Maternal and Child Health Federal Consolidated Programs	H30MC24046-03	Hemophilia of Georgia (HOG)	
93.110	I	(1,709)	-	Maternal and Child Health Federal Consolidated Programs	HTC # 262	Hemophilia of Georgia (HOG)	
93.113	D	18,886,683	1,304,914	Environmental Health			
93.113	I	136	-	Environmental Health	N/A	BioDeptronix, LLC	
93.113	I	8,177	-	Environmental Health	01062311	Beth Israel Deaconess Medical Center	
93.113	I	447,089	-	Environmental Health	1-340-0217136-65707L	Research Triangle Institute (RTI International)	
93.113	I	13,404	-	Environmental Health	10009736-UNC06	Bowling Green State University	
93.113	I	119,986	-	Environmental Health	18-M69	George Washington University	
93.113	I	113,177	-	Environmental Health	2-340-0127136-65711L	RTI International	
93.113	I	15,636	-	Environmental Health	2-340-0215502-65237L	Research Triangle Institute (RTI International)	
93.113	I	42,968	-	Environmental Health	20-2708	Predictive, LLC	
93.113	I	39,015	-	Environmental Health	2003147882	Johns Hopkins University	
93.113	I	8,882	-	Environmental Health	2004648400	Johns Hopkins University	
93.113	I	10,152	-	Environmental Health	2004688527	Johns Hopkins University	
93.113	I	27,133	-	Environmental Health	2005324198	Johns Hopkins University	
93.113	I	3,250	-	Environmental Health	2P30ES025128-06	Public Health Serv	
93.113	I	143,266	-	Environmental Health	9R44ES032782-02	Cell Microsystems, Inc.	
93.113	I	14,791	-	Environmental Health	A03-1052	Duke University	
93.113	I	33,597	-	Environmental Health	A03-2125	Duke University	
93.113	I	269,303	-	Environmental Health	A03-3559	Duke University	
93.113	I	2,283	-	Environmental Health	B11204UNC	Henry Ford Health System	
93.113	I	26,842	-	Environmental Health	FY22.253.003	University of Colorado Denver	
93.113	I	404,694	-	Environmental Health	GR119413/ SPC-100000	Ohio State University	
93.113	I	5,033	-	Environmental Health	GR126821 PO SPC-100	Ohio State University	
93.113	I	143,232	-	Environmental Health	M1901895	Texas A&M University	
93.113	I	68,859	-	Environmental Health	NCSU-3338-02	Euro. Molecular Biology Lab	
93.113	I	82,583	-	Environmental Health	P0431A-A	Oregon State University	
93.113	I	19,003	-	Environmental Health	PO# 1001105196	Regents of University of Colorado	
93.113	I	38,124	-	Environmental Health	SUB00002460SRP	Board Reg Univ System Georgia	
93.113	I	38,109	-	Environmental Health	SUBAWARD# 1-340-0215502-52722L	Research Triangle Institute (RTI International)	
93.113	I	9,236	-	Environmental Health	T778769	Emory University (EU)	
93.113	I	82,148	-	Environmental Health	T787631	Emory University	
93.113	I	3,421	-	Environmental Health	UWSC10029/ BPO26342	University of Washington	
93.113	I	22,135	-	Environmental Health	UWSC12368 51996	University of Washington	
93.117	D	407,658	-	Preventive Medicine Residency			
93.118	I	65	-	Acquired Immunodeficiency Syndrome (AIDS) Activity	38676916	Mecklenburg County	
93.121	D	6,347,174	1,314,893	Oral Diseases and Disorders Research			
93.121	I	358	-	Oral Diseases and Disorders Research	N/A	Southeast TechInventures (STI)	
93.121	I	(227)	-	Oral Diseases and Disorders Research	018106-UNC2410	The Forsyth Institute	
93.121	I	131,864	-	Oral Diseases and Disorders Research	096565-17609	The Board of Trustees of the University of Illinois	
93.121	I	32,064	-	Oral Diseases and Disorders Research	096565-18255	The Board of Trustees of the University of Illinois	
93.121	I	1,498	-	Oral Diseases and Disorders Research	103737-00001 NH180_P	Tufts University	
93.121	I	15,486	-	Oral Diseases and Disorders Research	11-18754-99-01-G1	H Lee Moffitt Cancer and Research Institute	
93.121	I	437	-	Oral Diseases and Disorders Research	11293SUB	Seattle Children's Hospital Research Institute	
93.121	I	306,939	-	Oral Diseases and Disorders Research	117267-0285-5121149	Harvard University	
93.121	I	5,267	-	Oral Diseases and Disorders Research	12462SUB	Seattle Children's Hospital Research Institute	
93.121	I	70,058	-	Oral Diseases and Disorders Research	13100310228(A21-0106	Carolinas Medical Center (CMC)	
93.121	I	59,298	-	Oral Diseases and Disorders Research	2017-3474	University of California	
93.121	I	123,583	-	Oral Diseases and Disorders Research	22000007-133	The Methodist Hospital Research Institute	
93.121	I	440,742	-	Oral Diseases and Disorders Research	22000010-170	The Methodist Hospital Research Institute	
93.121	I	14,005	-	Oral Diseases and Disorders Research	233220	Massachusetts General Hospital	

## SCHEDULE OF EXPENDITURES OF FEDERAL AWARDS (DETAIL)

For the Fiscal Year Ended June 30, 2022

Federal ALN	Direct/ Indirect	Program Expenditures	Amount Provided to Subrecipients	ALN Program Title	Pass-Through Entity Number	Pass-Through Entity Name	Additional Award Information
93.121	I	14,413	-	Oral Diseases and Disorders Research	34768-1	Augusta University	
93.121	I	265	-	Oral Diseases and Disorders Research	6R44DE022218-03	N2 Biomedical LLC	
93.121	I	66,476	-	Oral Diseases and Disorders Research	AGMT00005792/2200001	The Methodist Hospital Research Institute	
93.121	I	42,143	-	Oral Diseases and Disorders Research	F1456-02	New York University (NYU)	
93.121	I	170,282	-	Oral Diseases and Disorders Research	F1456-04	New York University (NYU)	
93.121	I	(427)	-	Oral Diseases and Disorders Research	F6570-05	New York University (NYU)	
93.121	I	53,400	-	Oral Diseases and Disorders Research	K002574-00-S01	Kitware, Inc.	
93.121	I	166,540	-	Oral Diseases and Disorders Research	SITZMAN-20-06	Phoenix Children's Hospital	
93.121	I	3,239	-	Oral Diseases and Disorders Research	SUB000002159	University of Florida	
93.121	I	26,706	-	Oral Diseases and Disorders Research	SUB000002461	University of Florida	
93.121	I	111,454	-	Oral Diseases and Disorders Research	SUBK00012316 JAT	University of Michigan Board of Regents	
93.121	I	(4)	-	Oral Diseases and Disorders Research	UNC21127-2335	The Forsyth Institute	
93.121	I	181,305	-	Oral Diseases and Disorders Research	UWSC12879 PO57334	University of Washington	
93.121	I	30,224	-	Oral Diseases and Disorders Research	UWSC12879 PO57334	University of Washington	
93.124	D	51,945	-	Nurse Anesthetist Traineeship			
93.127	D	162,814	-	Emergency Medical Services for Children			
93.130	D	75,812	-	Cooperative Agreements to States/Territories for the Coordination and Development of Primary Care Offices			
93.135	D	1,941,543	450	Centers for Research and Demonstration for Health Promotion and Disease Prevention			
93.135	I	592	-	Centers for Research and Demonstration for Health Promotion and Disease Prevention	N/A	Texas A&M University	
93.135	I	16	-	Centers for Research and Demonstration for Health Promotion and Disease Prevention	416325-G	University of Rochester	
93.136	D	2,154,104	163,445	Injury Prevention and Control Research and State and Community Based Programs			
93.136	I	9,089	-	Injury Prevention and Control Research and State and Community Based Programs	05_NCSU_04399/#4300371003	Boston University	
93.136	I	12,690	-	Injury Prevention and Control Research and State and Community Based Programs	712-7574	Emma Pendleton Bradley Hospital	
93.136	I	76,858	-	Injury Prevention and Control Research and State and Community Based Programs	90002499	Guilford County	
93.136	I	5,496	-	Injury Prevention and Control Research and State and Community Based Programs	WSUJ22102	Wayne St Univ	
93.137	I	52,648	-	Community Programs to Improve Minority Health Grant Program	OMH-TIMELY	Rheumatology Research Foundation (America)	
93.142	I	90,344	-	NIEHS Hazardous Waste Worker Health and Safety Training	21-2737	Predictive, LLC	
93.142	I	61,484	-	NIEHS Hazardous Waste Worker Health and Safety Training	AGT-22-00073	Nanodiagnostic Technology, LLC	
93.143	D	5,402,538	853,625	NIEHS Superfund Hazardous Substances Basic Research and Education			
93.143	I	274,720	-	NIEHS Superfund Hazardous Substances Basic Research and Education	02-M1800350	Texas A&M University	
93.143	I	(1,141)	-	NIEHS Superfund Hazardous Substances Basic Research and Education	5(GG013322-35)G13709	Columbia University	
93.143	I	(268)	-	NIEHS Superfund Hazardous Substances Basic Research and Education	A03-1122	Duke University	
93.143	I	67,506	-	NIEHS Superfund Hazardous Substances Basic Research and Education	A03-4494	Duke University	
93.143	I	78,617	-	NIEHS Superfund Hazardous Substances Basic Research and Education	M1800359	Texas A&M University	
93.143	I	114,642	-	NIEHS Superfund Hazardous Substances Basic Research and Education	P0527A-A	Oregon State University	
93.143	I	159,284	-	NIEHS Superfund Hazardous Substances Basic Research and Education	PO-0000139879	Louisiana State University (LSU)	
93.143	I	19,638	-	NIEHS Superfund Hazardous Substances Basic Research and Education	PO-0000143061	Louisiana State University (LSU)	
93.145	I	228,357	-	HIV-Related Training and Technical Assistance	VUMC56921	Vanderbilt University	
93.153	D	545,689	-	Coordinated Services and Access to Research for Women, Infants, Children, and Youth			
93.153	I	119	-	Coordinated Services and Access to Research for Women, Infants, Children, and Youth	N/A	Duke University Medical Center	
93.153	I	126	-	Coordinated Services and Access to Research for Women, Infants, Children, and Youth	3090042	Duke University	
93.153	I	10,772	-	Coordinated Services and Access to Research for Women, Infants, Children, and Youth	3090097	Duke University	
93.153	I	3,737	-	Coordinated Services and Access to Research for Women, Infants, Children, and Youth	3090098	Duke University	
93.153	I	57,581	-	Coordinated Services and Access to Research for Women, Infants, Children, and Youth	3090153	Duke University	
93.153	I	66,286	-	Coordinated Services and Access to Research for Women, Infants, Children, and Youth	3090154	Duke University	
93.155	D	1,105,642	104,209	Rural Health Research Centers			
93.155	I	15,191	-	Rural Health Research Centers	N/A	Foundation for Health Leadership & Innovation	
93.155	I	(103)	-	Rural Health Research Centers	N/A	National Rural Health Association (NRHA)	
93.155	I	123,851	-	Rural Health Research Centers	N/A	National Rural Recruitment and Retention	
93.155	I	25,930	-	Rural Health Research Centers	21-4384	University of South Carolina (USC)	
93.155	I	11,755	-	Rural Health Research Centers	3210001862-21-278	University of Kentucky Research Foundation	
93.155	I	71,347	-	Rural Health Research Centers	S02094-01	University of Iowa	
93.155	I	29,976	-	Rural Health Research Centers	S02094-02	University of Iowa	
93.172	D	8,926,821	2,410,108	Human Genome Research			
93.172	I	15,545	-	Human Genome Research	10059572-02-UNC	University of Utah	
93.172	I	167,246	-	Human Genome Research	217360A	University of Oregon	
93.172	I	13,577	-	Human Genome Research	3021142	Duke University	
93.172	I	32,855	-	Human Genome Research	303000044	Duke University	
93.172	I	84,004	-	Human Genome Research	43237480/PO 50970612	University of Southern California (USC)	
93.172	I	89	-	Human Genome Research	64780	Louisiana State University (LSU)	
93.172	I	181,119	-	Human Genome Research	91094-Z0327201	University of Maryland	
93.172	I	133,248	-	Human Genome Research	A03-2387	Duke University	
93.172	I	43,020	-	Human Genome Research	A034195	Duke University	
93.172	I	280,427	-	Human Genome Research	PO#826012/Sub# 1203	Rutgers the State University of New Jersey	

## SCHEDULE OF EXPENDITURES OF FEDERAL AWARDS (DETAIL)

For the Fiscal Year Ended June 30, 2022

Federal ALN	Direct/ Indirect	Program Expenditures	Amount Provided to Subrecipients	ALN Program Title	Pass-Through Entity Number	Pass-Through Entity Name	Additional Award Information
93.172	I	62,113	-	Human Genome Research	RES514720	Case Western Reserve University	
93.172	I	82,924	-	Human Genome Research	RES516306	Case Western Reserve University	
93.172	I	(136)	-	Human Genome Research	ULRF 16-0709-03	University of Louisville	
93.172	I	22,441	-	Human Genome Research	ULRF_21-0427-03	University of Louisville	
93.173	D	2,916,041	413,483	Research Related to Deafness and Communication Disorders			
93.173	I	(629)	-	Research Related to Deafness and Communication Disorders	N/A	University of Iowa	
93.173	I	2,054	-	Research Related to Deafness and Communication Disorders	1015893_UNC	Oregon Health and Science University	
93.173	I	15,794	-	Research Related to Deafness and Communication Disorders	105235-18599	University of Illinois at Urbana-Champaign	
93.173	I	4,444	-	Research Related to Deafness and Communication Disorders	2005334424	Johns Hopkins University	
93.173	I	89,728	-	Research Related to Deafness and Communication Disorders	2121-1001-00-B	University of South Florida Tampa	
93.173	I	17,518	-	Research Related to Deafness and Communication Disorders	22-016889 A 00	University of Massachusetts	
93.173	I	10,996	-	Research Related to Deafness and Communication Disorders	60078608 SPC10000046	Ohio State University	
93.173	I	34,875	-	Research Related to Deafness and Communication Disorders	800198	Drexel University	
93.173	I	69,585	300	Research Related to Deafness and Communication Disorders	96433-D/R01DC015056	Boys Town National Research Hospital	
93.173	I	44,840	-	Research Related to Deafness and Communication Disorders	96469-E	Boys Town (Father Flanagan's Boys' Home)	
93.173	I	51,806	-	Research Related to Deafness and Communication Disorders	A034578	Duke University	
93.173	I	85,361	-	Research Related to Deafness and Communication Disorders	GR124113 SPC10000053	Ohio State University	
93.173	I	13	-	Research Related to Deafness and Communication Disorders	R01DC011038/96419-A	Boys Town National Research Hospital	
93.178	D	573,976	7,030	Nursing Workforce Diversity			
93.184	I	(494)	-	Disabilities Prevention	ATHN2011001-IVN-3	American Thrombosis and Hemostasis Network	
93.186	D	159,653	(2,456)	National Research Service Award in Primary Care Medicine			
93.191	D	249,176	-	Graduate Psychology Education			
93.211	D	886,434	90,487	Telehealth Programs			
93.211	I	23,645	-	Telehealth Programs	N/A	North Carolina Healthcare Quality Alliance	
93.213	D	775,806	-	Research and Training in Complementary and Integrative Health			
93.213	I	1,718	-	Research and Training in Complementary and Integrative Health	0255-D964-4609	Icahn School Of Medicine	
93.213	I	16,778	-	Research and Training in Complementary and Integrative Health	05_UNC_05378IR 10025	Boston Medical Center	
93.213	I	40,864	-	Research and Training in Complementary and Integrative Health	05_UNC_05378NE430007	Boston Medical Center	
93.213	I	6,612	-	Research and Training in Complementary and Integrative Health	10049254-02:PO#U000250448	Univ Of Utah	
93.213	I	452,312	-	Research and Training in Complementary and Integrative Health	132416 SPC003390	Washington State University	
93.213	I	2,582	-	Research and Training in Complementary and Integrative Health	21-129-100881-010	Old Dominion University Research Fdtn	
93.213	I	15,038	-	Research and Training in Complementary and Integrative Health	22-127-100881-020	Old Dominion University Research Fdtn	
93.213	I	6,447	-	Research and Training in Complementary and Integrative Health	303000292	Duke University	
93.213	I	(854)	-	Research and Training in Complementary and Integrative Health	7529	Boston Medical Center	
93.213	I	58,662	-	Research and Training in Complementary and Integrative Health	7846	Boston Medical Center	
93.213	I	232,989	-	Research and Training in Complementary and Integrative Health	7846/ PO 4300723002	Boston Medical Center	
93.213	I	11,308	-	Research and Training in Complementary and Integrative Health	A03-4523	Duke University	
93.213	I	290,503	-	Research and Training in Complementary and Integrative Health	A18-0910-S004	University of California Santa Cruz	
93.226	D	3,046,778	914,368	Research on Healthcare Costs, Quality and Outcomes			
93.226	I	12	-	Research on Healthcare Costs, Quality and Outcomes	2039720	Duke University	
93.226	I	25,080	-	Research on Healthcare Costs, Quality and Outcomes	417581G/URFAO:GR5109	University of Rochester	
93.226	I	14,133	-	Research on Healthcare Costs, Quality and Outcomes	5002644610	MedStar Health Research Institute	
93.226	I	10,790	-	Research on Healthcare Costs, Quality and Outcomes	701-7137573	Rhode Island Hospital	
93.226	I	26,136	-	Research on Healthcare Costs, Quality and Outcomes	R1477	Dartmouth College	
93.226	I	5,771	-	Research on Healthcare Costs, Quality and Outcomes	SCON-00000462	RAND Corporation	
93.226	I	(175)	-	Research on Healthcare Costs, Quality and Outcomes	SP0025667-PROJ000691	Northwestern University	
93.241	I	(15)	-	State Rural Hospital Flexibility Program	P004027953	University of Minnesota	
93.241	I	(1)	-	State Rural Hospital Flexibility Program	P004644853	University of Minnesota	
93.241	I	420,202	-	State Rural Hospital Flexibility Program	P007036253	University of Minnesota	
93.242	D	31,135,212	5,212,954	Mental Health Research Grants			
93.242	I	13,849	-	Mental Health Research Grants	N/A	Jericho Sciences, LLC	
93.242	I	47,331	-	Mental Health Research Grants	N/A	Pulvinar Neuro LLC	
93.242	I	(78)	-	Mental Health Research Grants	N/A	University of Southern California (USC)	
93.242	I	61,085	39,186	Mental Health Research Grants	N/A	Virtually Better, Inc	
93.242	I	21,436	(400)	Mental Health Research Grants	00001130	Brown University	
93.242	I	78,049	-	Mental Health Research Grants	000014266-E	Children's Hospital Los Angeles	
93.242	I	15,271	-	Mental Health Research Grants	000518108-SC005-HAT	The Board of Trustees of the University	
93.242	I	14,443	-	Mental Health Research Grants	000530967-SC002	University of Alabama at Birmingham	
93.242	I	18,591	-	Mental Health Research Grants	0255-3351-4609	Mount Sinai School of Medicine	
93.242	I	15,270	-	Mental Health Research Grants	0255-3355-4609	Mount Sinai School of Medicine	
93.242	I	40,399	-	Mental Health Research Grants	0255-B711-4609	Mount Sinai School of Medicine	
93.242	I	(175)	-	Mental Health Research Grants	0580	Pacific Institute for Research and Evaluation	
93.242	I	50	-	Mental Health Research Grants	1	Columbia University Trustees	
93.242	I	203	-	Mental Health Research Grants	104624	Brigham and Women's Hospital	



## SCHEDULE OF EXPENDITURES OF FEDERAL AWARDS (DETAIL)

For the Fiscal Year Ended June 30, 2022

Federal ALN	Direct/ Indirect	Program Expenditures	Amount Provided to Subrecipients	ALN Program Title	Pass-Through Entity Number	Pass-Through Entity Name	Additional Award Information
93.242	I	15,118	-	Mental Health Research Grants	11978SC	University of California at San Francisco	
93.242	I	4,181	-	Mental Health Research Grants	12238SC	University of California at San Francisco	
93.242	I	49,457	-	Mental Health Research Grants	13016SC	University of California at San Francisco	
93.242	I	38	-	Mental Health Research Grants	149869.5101563.0414	Harvard University Medical School	
93.242	I	8,595	-	Mental Health Research Grants	149869.5101563.0514	Harvard University Medical School	
93.242	I	77,942	-	Mental Health Research Grants	1907499	University of Texas at Dallas	
93.242	I	41,236	-	Mental Health Research Grants	2(GG013838-01) G1584	Columbia University Trustees	
93.242	I	(50)	-	Mental Health Research Grants	2-5-15886	University of Colorado	
93.242	I	15,109	-	Mental Health Research Grants	20-M64	George Washington University	
93.242	I	(168)	-	Mental Health Research Grants	2000 G NF 192	University of California at Los Angeles	
93.242	I	5,256	-	Mental Health Research Grants	2000 G XQ147	University of California at Los Angeles	
93.242	I	(12)	-	Mental Health Research Grants	2002101763	Johns Hopkins University	
93.242	I	9,013	-	Mental Health Research Grants	2015-3230	University of California at Irvine (UCI)	
93.242	I	(95)	-	Mental Health Research Grants	2039425	Duke University Medical Center	
93.242	I	9,228	-	Mental Health Research Grants	223405562	University of Wisconsin at Milwaukee	
93.242	I	26,095	-	Mental Health Research Grants	30006256-02	Children's Research Institute	
93.242	I	50,492	-	Mental Health Research Grants	34337SUB53039 / PO#1	University of Vermont	
93.242	I	(7)	-	Mental Health Research Grants	416351	University of Rochester	
93.242	I	40,704	-	Mental Health Research Grants	417356G/URFAO GR510	University of Rochester	
93.242	I	430	-	Mental Health Research Grants	574016	Trustees of the Univ. of Pennsylvania	
93.242	I	86,941	-	Mental Health Research Grants	60050592 UNC	Northwestern University	
93.242	I	30,734	-	Mental Health Research Grants	60055528 UNC	Northwestern University	
93.242	I	394	-	Mental Health Research Grants	60091569-24813-A	Stanford University	
93.242	I	44,893	-	Mental Health Research Grants	62423031-164804	Leland Stanford Junior University (LSJU)	
93.242	I	(62)	-	Mental Health Research Grants	66911R	University of Miami	
93.242	I	259,677	-	Mental Health Research Grants	7137547	Rhode Island Hospital	
93.242	I	3,331	-	Mental Health Research Grants	800010088-01UG/00030	Florida International University	
93.242	I	123,915	-	Mental Health Research Grants	85339-Z0264205	University of Maryland	
93.242	I	10,703	-	Mental Health Research Grants	A0067596R1	University of Minnesota	
93.242	I	9,959	-	Mental Health Research Grants	A03-1588	Duke University	
93.242	I	32,675	-	Mental Health Research Grants	A03-4906	Duke University	
93.242	I	14,251	-	Mental Health Research Grants	A031713	Duke University	
93.242	I	21,206	-	Mental Health Research Grants	A034572	Duke University	
93.242	I	141,559	-	Mental Health Research Grants	A034582	Duke University	
93.242	I	116,387	-	Mental Health Research Grants	A035001	Duke University	
93.242	I	85,744	-	Mental Health Research Grants	A21-1997-S001	University of California at Davis (UCD)	
93.242	I	42,553	-	Mental Health Research Grants	A262837	Emory University	
93.242	I	11,749	-	Mental Health Research Grants	A367499	Emory University (EU)	
93.242	I	5,382	-	Mental Health Research Grants	A413029	Emory University (EU)	
93.242	I	26,371	-	Mental Health Research Grants	AWD-21-0115-S005	East Carolina University	
93.242	I	25,520	-	Mental Health Research Grants	AWD00002015(134205-2	University of Pittsburgh	
93.242	I	345,253	35,000	Mental Health Research Grants	AWD00002915 (135171-	University of Pittsburgh	
93.242	I	71,579	-	Mental Health Research Grants	CNVA00056124 (129858	University of Pittsburgh	
93.242	I	162,423	3,995	Mental Health Research Grants	CNVA00061652 131408-	University of Pittsburgh	
93.242	I	184,706	-	Mental Health Research Grants	CON-80003046 (GR1130	Yale University	
93.242	I	17,589	-	Mental Health Research Grants	F211825-2	University of Maryland at Baltimore (UMB)	
93.242	I	133,739	-	Mental Health Research Grants	FY21.1056.001 / 2-5-	University of Colorado Denver	
93.242	I	260,851	-	Mental Health Research Grants	GR103937 (CON-800013	Yale University	
93.242	I	13,804	-	Mental Health Research Grants	GR110975 (CON-800027	Yale University	
93.242	I	52,003	-	Mental Health Research Grants	K003082-00-S01	Kitware, Inc.	
93.242	I	112,592	-	Mental Health Research Grants	K003285-00-S01	Kitware, Inc.	
93.242	I	16,893	-	Mental Health Research Grants	KR704719	University of California at San Diego	
93.242	I	83,523	-	Mental Health Research Grants	N007059101	University of Minnesota	
93.242	I	49,750	-	Mental Health Research Grants	P007689002	University of Minnesota	
93.242	I	110,458	-	Mental Health Research Grants	PIN 2019-175NCSU	Pinnacle Technology, Inc.	
93.242	I	(41)	-	Mental Health Research Grants	PO#1240043/IN4687096	Indiana University System	
93.242	I	28,430	-	Mental Health Research Grants	R41MH123287	innovation Research and Training (iRT)	
93.242	I	214,436	-	Mental Health Research Grants	RC112665N	Michigan State University	
93.242	I	63,051	-	Mental Health Research Grants	RC112834C	Michigan State University	
93.242	I	1,995	-	Mental Health Research Grants	RC113594NCSU	Michigan State University	
93.242	I	55,833	-	Mental Health Research Grants	SC37573-03-00 / PO15	University of Denver	
93.242	I	23,020	-	Mental Health Research Grants	SUB00000023	University of Rochester	
93.242	I	25,281	-	Mental Health Research Grants	WU-19-410/ PO# ST000	Washington University in Saint Louis	
93.242	I	68,497	-	Mental Health Research Grants	WU-19-411/PO#2940750	Washington University in Saint Louis	

## SCHEDULE OF EXPENDITURES OF FEDERAL AWARDS (DETAIL)

For the Fiscal Year Ended June 30, 2022

Federal ALN	Direct/ Indirect	Program Expenditures	Amount Provided to Subrecipients	ALN Program Title	Pass-Through Entity Number	Pass-Through Entity Name	Additional Award Information
93.242	I	160,944	-	Mental Health Research Grants	WU-19-412/PO ST00000	Washington University in Saint Louis	
93.242	I	3,343	-	Mental Health Research Grants	WU-21-3 ST00000511	Washington University in Saint Louis	
93.242	I	80,418	-	Mental Health Research Grants	WU-21-4/ PO ST000005	Washington University in Saint Louis	
93.243	D	2,099,335	140,346	Substance Abuse and Mental Health Services Projects of Regional and National Significance			
93.243	I	(99)	-	Substance Abuse and Mental Health Services Projects of Regional and National Significance	N/A	Greater Cincinnati Behavioral Health Services	
93.243	I	71,097	-	Substance Abuse and Mental Health Services Projects of Regional and National Significance	1H79SM083941-01	Dept of Health and Human Services	
93.243	I	2,434	-	Substance Abuse and Mental Health Services Projects of Regional and National Significance	21-105-100726-030	Old Dominion University	
93.243	I	131,169	-	Substance Abuse and Mental Health Services Projects of Regional and National Significance	37205061	Mecklenburg County Health Department	
93.243	I	738	-	Substance Abuse and Mental Health Services Projects of Regional and National Significance	FY12.525.003	University of Colorado	
93.243	I	1,484	-	Substance Abuse and Mental Health Services Projects of Regional and National Significance	GR109962(CON-8000243	Yale University	
93.243	I	36,551	-	Substance Abuse and Mental Health Services Projects of Regional and National Significance	UNC -SAMHSA-03	County of Brunswick	
93.247	D	1,324,805	129,086	Advanced Nursing Education Workforce Grant Program			
93.250	D	98,946	-	Geriatric Academic Career Awards Department of Health and Human Services			
93.261	I	63,294	981	Scaling the National Diabetes Prevention Program to Priority Populations	N/A	APhA Foundation	
93.262	D	2,747,260	530,812	Occupational Safety and Health Program			
93.262	I	3,261	-	Occupational Safety and Health Program	17-A1-00-006508-01/1	New York University (NYU)	
93.262	I	4,465	-	Occupational Safety and Health Program	3200002145-20-170	University of Kentucky Research Foundation	
93.262	I	2,029	-	Occupational Safety and Health Program	3210001070-20-167	Univ of Kentucky Research Found	
93.262	I	9,911	-	Occupational Safety and Health Program	3210001811-21-242	Univ Of Kentucky	
93.262	I	409	-	Occupational Safety and Health Program	3210001811-22-135	Univ of Kentucky Research Found	
93.266	I	3,550	-	Health Systems Strengthening and HIV/AIDS Prevention, Care and Treatment under the President's Emergency Plan for AIDS Relief	00001933	Brown University	
93.266	I	4,569	-	Health Systems Strengthening and HIV/AIDS Prevention, Care and Treatment under the President's Emergency Plan for AIDS Relief	00001946	Brown University	
93.273	D	13,671,304	514,741	Alcohol Research Programs			
93.273	I	16,196	-	Alcohol Research Programs	N/A	Canadian Centre for Addiction and Mental	
93.273	I	40,458	-	Alcohol Research Programs	1-312-0217134-65740L	Research Triangle Institute (RTI International)	
93.273	I	112,642	-	Alcohol Research Programs	1-340-0217732-66127L	Research Triangle Institute (RTI International)	
93.273	I	1,586	-	Alcohol Research Programs	125283298 MP/PO S9002478	University of California at San Diego	
93.273	I	24,752	-	Alcohol Research Programs	2005379234	Johns Hopkins University	
93.273	I	69	-	Alcohol Research Programs	2033758	Duke University	
93.273	I	8,789	-	Alcohol Research Programs	3-340-0216547-66526L	Research Triangle Institute (RTI International)	
93.273	I	18	-	Alcohol Research Programs	406-SUB	Cleveland Clinic Foundation	
93.273	I	24,101	-	Alcohol Research Programs	60060439 UNC	Northwestern University	
93.273	I	32,427	-	Alcohol Research Programs	A034750	Duke University	
93.273	I	30,321	-	Alcohol Research Programs	A035509	Duke University	
93.273	I	51,108	-	Alcohol Research Programs	PO#P00496793/AWD0000	University of Pittsburgh	
93.279	D	12,560,324	2,106,340	Drug Abuse and Addiction Research Programs			
93.279	I	125	-	Drug Abuse and Addiction Research Programs	N/A	University of Maryland at Baltimore (UMB)	
93.279	I	315,823	390	Drug Abuse and Addiction Research Programs	00001481	Brown University	
93.279	I	119,948	-	Drug Abuse and Addiction Research Programs	00001902	Brown University	
93.279	I	8,316	-	Drug Abuse and Addiction Research Programs	1-312-0216046-65210L	Research Triangle Institute (RTI International)	
93.279	I	28,323	-	Drug Abuse and Addiction Research Programs	10056991-01	University of Utah	
93.279	I	33,836	-	Drug Abuse and Addiction Research Programs	1021-45117-110000000	Wake Forest University Health Sciences	
93.279	I	9,402	-	Drug Abuse and Addiction Research Programs	123125	Brigham and Women's Hospital	
93.279	I	172,626	-	Drug Abuse and Addiction Research Programs	123455C	University of California at San Francisco	
93.279	I	47,850	-	Drug Abuse and Addiction Research Programs	2-312-0216046-65212L	Research Triangle Institute (RTI International)	
93.279	I	71,002	-	Drug Abuse and Addiction Research Programs	2-312-0216924-65603L	Research Triangle Institute (RTI International)	
93.279	I	36	-	Drug Abuse and Addiction Research Programs	203-8049	Duke University	
93.279	I	4,005	-	Drug Abuse and Addiction Research Programs	21-A0-00-1006304	New York University (NYU)	
93.279	I	25,450	-	Drug Abuse and Addiction Research Programs	210247-0421-07	Jackson Laboratory	
93.279	I	25,903	-	Drug Abuse and Addiction Research Programs	3-312-0216046-65211L	Research Triangle Institute (RTI International)	
93.279	I	67,997	-	Drug Abuse and Addiction Research Programs	417654G/URFAO:GR5109	University of Rochester	
93.279	I	20,162	-	Drug Abuse and Addiction Research Programs	417870-G URFAOGR5111	University of Rochester	
93.279	I	282	-	Drug Abuse and Addiction Research Programs	4500003638	Boston University Board of Trustees	
93.279	I	8,780	-	Drug Abuse and Addiction Research Programs	4500004027	Boston University Board of Trustees	
93.279	I	22,428	-	Drug Abuse and Addiction Research Programs	5-27127	Scripps Research Institute	
93.279	I	16,340	-	Drug Abuse and Addiction Research Programs	5071-S01	Actuated Medical, Inc (AMI)	

## SCHEDULE OF EXPENDITURES OF FEDERAL AWARDS (DETAIL)

For the Fiscal Year Ended June 30, 2022

Federal ALN	Direct/ Indirect	Program Expenditures	Amount Provided to Subrecipients	ALN Program Title	Pass-Through Entity Number	Pass-Through Entity Name	Additional Award Information
93.279	I	14,235	-	Drug Abuse and Addiction Research Programs	53188	University of Arkansas for Medical Sciences	
93.279	I	2	-	Drug Abuse and Addiction Research Programs	710-9833-8985	Miriam Hospital	
93.279	I	91,618	-	Drug Abuse and Addiction Research Programs	A03-5587	Duke University	
93.279	I	255,325	-	Drug Abuse and Addiction Research Programs	A032001	Duke University	
93.279	I	3,541	-	Drug Abuse and Addiction Research Programs	A032037	Duke University	
93.279	I	16,659	-	Drug Abuse and Addiction Research Programs	A033612	Duke University	
93.279	I	45,540	-	Drug Abuse and Addiction Research Programs	A035140	Duke University	
93.279	I	32,638	-	Drug Abuse and Addiction Research Programs	AWD00000068 (132578-	University of Pittsburgh	
93.279	I	89,150	-	Drug Abuse and Addiction Research Programs	CON-80002955 (GR1125	Yale University	
93.279	I	168,458	-	Drug Abuse and Addiction Research Programs	CON-80002985(GR11283	Yale University	
93.279	I	14,199	-	Drug Abuse and Addiction Research Programs	GB10546.PO #2126807	University of Virginia	
93.279	I	300,402	-	Drug Abuse and Addiction Research Programs	GB10809. PO#2260692	Univ Of Virginia	
93.279	I	9,847	-	Drug Abuse and Addiction Research Programs	GR120226	Ohio State University	
93.279	I	128,479	-	Drug Abuse and Addiction Research Programs	GR122791/SPC-1000004	Ohio State University	
93.279	I	196,348	-	Drug Abuse and Addiction Research Programs	GR124248	Ohio State University	
93.279	I	25,829	600	Drug Abuse and Addiction Research Programs	KR 704805	University of California at San Diego	
93.279	I	112,603	-	Drug Abuse and Addiction Research Programs	KR 704917	University of California at San Diego	
93.279	I	42,420	-	Drug Abuse and Addiction Research Programs	R01DA050696-S2UNC	Avera Health	
93.279	I	72,438	-	Drug Abuse and Addiction Research Programs	RGF012667-A	Children's Hospital Los Angeles	
93.279	I	573	-	Drug Abuse and Addiction Research Programs	Subaward No: 21-A0-S1-007258	New York University School of Medicine	
93.279	I	1,461	-	Drug Abuse and Addiction Research Programs	UCHC7-148747516	University of Connecticut Health Center	
93.279	I	30,416	-	Drug Abuse and Addiction Research Programs	UR-K181	Florida Atlantic University	
93.283	D	597,245	-	Centers for Disease Control and Prevention Investigations and Technical Assistance			
93.286	D	4,701,166	842,904	Discovery and Applied Research for Technological Innovations to Improve Human Health			
93.286	I	(201)	-	Discovery and Applied Research for Technological Innovations to Improve Human Health	N/A	PDS Biotechnology Corporation	
93.286	I	27,121	-	Discovery and Applied Research for Technological Innovations to Improve Human Health	092585-17169	University of Illinois Board of Trustees	
93.286	I	6	-	Discovery and Applied Research for Technological Innovations to Improve Human Health	106370	Brigham and Women's Hospital	
93.286	I	5,039	-	Discovery and Applied Research for Technological Innovations to Improve Human Health	1090608-456797	Carnegie Mellon Univ	
93.286	I	(51)	-	Discovery and Applied Research for Technological Innovations to Improve Human Health	1106149	SUNY at Stony Brook	
93.286	I	3,539	-	Discovery and Applied Research for Technological Innovations to Improve Human Health	20-0732-001	Ball State University	
93.286	I	43,720	-	Discovery and Applied Research for Technological Innovations to Improve Human Health	679-100710-552612	Wake Forest University Health Sciences	
93.286	I	16,717	-	Discovery and Applied Research for Technological Innovations to Improve Human Health	FY2022-056	University of Kansas Center for Research	
93.286	I	24,050	-	Discovery and Applied Research for Technological Innovations to Improve Human Health	K001687-00-S01	Kitware, Inc.	
93.286	I	118,074	-	Discovery and Applied Research for Technological Innovations to Improve Human Health	K003169-00-S01	Kitware, Inc.	
93.286	I	270,134	-	Discovery and Applied Research for Technological Innovations to Improve Human Health	SUB # KK1944	Univ of California at Santa Barbara	
93.286	I	165	-	Discovery and Applied Research for Technological Innovations to Improve Human Health	SUB00001509	University of Georgia	
93.286	I	86,416	-	Discovery and Applied Research for Technological Innovations to Improve Human Health	THE-282677 PO 683322	Mayo Clinic	
93.286	I	37,839	-	Discovery and Applied Research for Technological Innovations to Improve Human Health	THE-282677 PO 685647	Mayo Clinic	
93.292	I	(177)	-	National Public Health Improvement Initiative	N/A	Association of Maternal and Child Health	
93.300	D	540,777	50,619	National Center for Health Workforce Analysis			
93.300	I	5,408	-	National Center for Health Workforce Analysis	UWSC12510 53769	University of Washington	
93.307	D	10,875,192	2,717,120	Minority Health and Health Disparities Research			
93.307	I	14,689	-	Minority Health and Health Disparities Research	N/A	Equiti Foods, LLC	
93.307	I	(2,691)	-	Minority Health and Health Disparities Research	N/A	University of Arkansas	
93.307	I	(193)	-	Minority Health and Health Disparities Research	117634/117635/117636	Wake Forest University Health Sciences	
93.307	I	47,818	-	Minority Health and Health Disparities Research	127687 G003655	USDHHS via Washington State University	
93.307	I	24,630	-	Minority Health and Health Disparities Research	13136001	University of Central Florida (UCF)	
93.307	I	41,481	-	Minority Health and Health Disparities Research	16-2910/PO2000005316	University of South Carolina (USC)	
93.307	I	35,477	-	Minority Health and Health Disparities Research	21-3888	Equiti Foods, LLC	
93.307	I	34,170	-	Minority Health and Health Disparities Research	31106A P0869222	Albert Einstein College of Medicine Inc	
93.307	I	22,558	-	Minority Health and Health Disparities Research	55540-ECU PO G22901046	University of Arkansas For Medical Sciences	
93.307	I	341,970	-	Minority Health and Health Disparities Research	575095	Trustees of the Univ. of Pennsylvania	
93.307	I	21,296	-	Minority Health and Health Disparities Research	6408-1117-00-B	University of South Florida Tampa	
93.307	I	15,603	-	Minority Health and Health Disparities Research	6408-1149-00-C	University of South Florida Tampa	
93.307	I	33,282	-	Minority Health and Health Disparities Research	900141-2	Drexel University	
93.307	I	32,445	-	Minority Health and Health Disparities Research	A193683	Emory University (EU)	
93.307	I	23,158	-	Minority Health and Health Disparities Research	GB10826 PO 2265647	University of Virginia	
93.307	I	48,827	-	Minority Health and Health Disparities Research	R000002853	Florida State University	
93.310	D	13,891,539	5,010,136	Trans-NIH Research Support			
93.310	I	25	-	Trans-NIH Research Support	N/A	New York University (NYU)	
93.310	I	35,691	-	Trans-NIH Research Support	00001706	Brown University	
93.310	I	239,567	-	Trans-NIH Research Support	1-340-0215040-52885L	Research Triangle Institute (RTI International)	
93.310	I	69,656	-	Trans-NIH Research Support	111593808 (S9002160)	University of California at San Diego	
93.310	I	76,764	-	Trans-NIH Research Support	12352SC	University of California at San Francisco	

## SCHEDULE OF EXPENDITURES OF FEDERAL AWARDS (DETAIL)

For the Fiscal Year Ended June 30, 2022

Federal ALN	Direct/ Indirect	Program Expenditures	Amount Provided to		ALN Program Title	Pass-Through Entity Number	Pass-Through Entity Name	Additional Award Information
			Subrecipients					
93.310	I	17,794	-	-	Trans-NIH Research Support	1236-45117-110000004	Wake Forest University Health Sciences	
93.310	I	(569)	-	-	Trans-NIH Research Support	148614.5030571.0002	Harvard University Medical School	
93.310	I	10,586	-	-	Trans-NIH Research Support	16-A0-00006256-01/ M	NYU Medical Center	
93.310	I	42,936	-	-	Trans-NIH Research Support	16-A0-00006256/ M190	NYU Medical Center	
93.310	I	(180)	-	-	Trans-NIH Research Support	18-330	Arizona State University	
93.310	I	1,268,877	-	-	Trans-NIH Research Support	19-A0-00-1003237	New York University School of Medicine	
93.310	I	159,980	-	-	Trans-NIH Research Support	2004970830	Johns Hopkins University	
93.310	I	303,166	-	-	Trans-NIH Research Support	303000105	Duke Univ	
93.310	I	17,386	-	-	Trans-NIH Research Support	5001441	Women and Infants Hospital of Rhode Isla	
93.310	I	623,136	-	-	Trans-NIH Research Support	62790122-233304 5475	Leland Stanford Junior University (LSJU)	
93.310	I	138,229	-	-	Trans-NIH Research Support	900094 PO U0212117	Drexel University	
93.310	I	98,958	-	-	Trans-NIH Research Support	900168	Drexel University	
93.310	I	31,530	-	-	Trans-NIH Research Support	A03-3789	Duke University	
93.310	I	7,921,397	-	-	Trans-NIH Research Support	A03-5081	Duke University	
93.310	I	161,040	-	-	Trans-NIH Research Support	A03-5219	Duke University	
93.310	I	61,952	-	-	Trans-NIH Research Support	A031918	Duke University	
93.310	I	18,102	-	-	Trans-NIH Research Support	A033654	Duke University	
93.310	I	176,806	-	-	Trans-NIH Research Support	A034323	Duke Univ	
93.310	I	36,898	-	-	Trans-NIH Research Support	FY22.253.002	University of Colorado Denver	
93.310	I	10,765	-	-	Trans-NIH Research Support	FY22.253.002 100155	University of Colorado Denver	
93.310	I	1,156,184	333,467	-	Trans-NIH Research Support	GR111819(CON-8000284	Yale University	
93.310	I	9,366	-	-	Trans-NIH Research Support	R902	Dartmouth College	
93.310	I	30,273	-	-	Trans-NIH Research Support	S007577-01	Stellenbosch University	
93.310	I	33,801	-	-	Trans-NIH Research Support	SUBK00015412	University of Michigan	
93.310	I	44,886	-	-	Trans-NIH Research Support	TUL-HSC-558484-20/21	Tulane University	
93.315	I	2,232	-	-	Rare Disorders: Research, Surveillance, Health Promotion, and Education	1-312-0217091-65696L	Research Triangle Institute (RTI International)	
93.315	I	2,232	-	-	Rare Disorders: Research, Surveillance, Health Promotion, and Education	1-312-0217093-65695L	Research Triangle Institute (RTI International)	
93.315	I	11,082	-	-	Rare Disorders: Research, Surveillance, Health Promotion, and Education	1-312-0217095-65698L	Research Triangle Institute (RTI International)	
93.326	I	55,508	-	-	Strengthening Public Health through Surveillance, Epidemiologic Research, Disease Detection and Prevention	SUB00003038	University of Florida	
93.350	D	13,919,045	2,490,317	-	National Center for Advancing Translational Sciences	N/A	Initos Pharmaceuticals, LLC	
93.350	I	199,462	-	-	National Center for Advancing Translational Sciences	000518169-SC007	University of Alabama at Birmingham	
93.350	I	27,919	-	-	National Center for Advancing Translational Sciences	000518169-SC008	University of Alabama at Birmingham	
93.350	I	10,618	-	-	National Center for Advancing Translational Sciences	1-312-0215481-52686L	Research Triangle Institute (RTI International)	
93.350	I	41,808	-	-	National Center for Advancing Translational Sciences	1-312-0217703-66380L	Research Triangle Institute (RTI International)	
93.350	I	31,767	-	-	National Center for Advancing Translational Sciences	1011902-002_JHU 200	Johns Hopkins University	
93.350	I	14,845	-	-	National Center for Advancing Translational Sciences	1011902_JHU 20046763	Johns Hopkins University	
93.350	I	2,121	-	-	National Center for Advancing Translational Sciences	1011902_UNC	Oregon Health and Science University	
93.350	I	3,313	-	-	National Center for Advancing Translational Sciences	1598	Univ Of Wisconsin- Madison	
93.350	I	56,775	-	-	National Center for Advancing Translational Sciences	1599	Univ Of Wisconsin- Madison	
93.350	I	65,348	-	-	National Center for Advancing Translational Sciences	167901/167892	University of Texas Health Science Center	
93.350	I	6,367	-	-	National Center for Advancing Translational Sciences	169780/169776	University of Texas Health Science Center	
93.350	I	120,789	-	-	National Center for Advancing Translational Sciences	18-4177	Falcon Therapeutics, Inc.	
93.350	I	41,412	-	-	National Center for Advancing Translational Sciences	2-312-0216822-65550L	Research Triangle Institute (RTI International)	
93.350	I	3,142	-	-	National Center for Advancing Translational Sciences	20-0678	Epigenos Bioscience, Inc.	
93.350	I	56,886	-	-	National Center for Advancing Translational Sciences	2004376928	Johns Hopkins University	
93.350	I	96,834	-	-	National Center for Advancing Translational Sciences	2005095727	Johns Hopkins University	
93.350	I	177,019	-	-	National Center for Advancing Translational Sciences	4500003829	Boston University Board of Trustees	
93.350	I	15,549	-	-	National Center for Advancing Translational Sciences	4500004193	Boston University Board of Trustees	
93.350	I	5,993	-	-	National Center for Advancing Translational Sciences	5017091-SERV	Tufts Medical Center	
93.350	I	53,381	-	-	National Center for Advancing Translational Sciences	5017110-SERV	Tufts Medical Center	
93.350	I	7,150	-	-	National Center for Advancing Translational Sciences	858	Univ Of Wisconsin	
93.350	I	4,633	-	-	National Center for Advancing Translational Sciences	956-45501-11000000124	Wake Forest University Health Science	
93.350	I	62,660	-	-	National Center for Advancing Translational Sciences	A00-3210-S002	Medical University of South Carolina (MUSC)	
93.350	I	8,289	-	-	National Center for Advancing Translational Sciences	A03-3493	Duke University	
93.350	I	(42)	-	-	National Center for Advancing Translational Sciences	A03-3494	Duke University	
93.350	I	4,628	-	-	National Center for Advancing Translational Sciences	A03-4805	Duke University	
93.350	I	31,124	-	-	National Center for Advancing Translational Sciences	A03-4806	Duke University	
93.350	I	167,552	-	-	National Center for Advancing Translational Sciences	FY22.1126.001	University of Colorado Denver	
93.350	I	270,542	-	-	National Center for Advancing Translational Sciences	FY22.1126.042	University of Colorado Denver	
93.350	I	264,611	-	-	National Center for Advancing Translational Sciences	P0503A-A	Oregon State University	
93.350	I	163,985	58,333	-	National Center for Advancing Translational Sciences	VUMC65891	Vanderbilt University	
93.350	I	37,392	-	-	National Center for Advancing Translational Sciences	WU-21-0486 PO294111	Washington University in Saint Louis	
93.350	I	156,833	-	-	National Center for Advancing Translational Sciences			
93.351	D	4,022,006	6,309	-	Research Infrastructure Programs			

## SCHEDULE OF EXPENDITURES OF FEDERAL AWARDS (DETAIL)

For the Fiscal Year Ended June 30, 2022

Federal ALN	Direct/ Indirect	Program Expenditures	Amount Provided to Subrecipients	ALN Program Title	Pass-Through Entity Number	Pass-Through Entity Name	Additional Award Information
93.351	I	28,406	-	Research Infrastructure Programs	18-SUBC-440-0000392244	Smithsonian Institution	
93.351	I	26,365	-	Research Infrastructure Programs	G1A62667-3	Northern Illinois University	
93.353	D	1,462,461	318,629	21st Century Cures Act - Beau Biden Cancer Moonshot			
93.353	I	32,069	-	21st Century Cures Act - Beau Biden Cancer Moonshot	000526841-SC002	University of Alabama at Birmingham	
93.353	I	83,311	375	21st Century Cures Act - Beau Biden Cancer Moonshot	1001837485	University of Iowa	
93.353	I	281,358	-	21st Century Cures Act - Beau Biden Cancer Moonshot	30004929-01	Children's Research Institute	
93.353	I	100,302	-	21st Century Cures Act - Beau Biden Cancer Moonshot	3001688155	University of Texas MD Anderson Cancer Center	
93.359	D	582,225	85,702	Nurse Education, Practice Quality and Retention Grants			
93.359	I	7,908	-	Nurse Education, Practice Quality and Retention Grants	1618NEPQR	Piedmont Health, Inc.	
93.359	I	12,527	-	Nurse Education, Practice Quality and Retention Grants	FP00007763_SA005	Virginia Commonwealth University (VCU)	
93.361	D	4,316,399	471,224	Nursing Research			
93.361	I	84,251	-	Nursing Research	000527573-SC001	University of Alabama at Birmingham	
93.361	I	17,533	-	Nursing Research	1089-45117-110000001	Wake Forest University Health Sciences	
93.361	I	120,501	-	Nursing Research	19-3793/PO#2000043163	University of South Carolina	
93.361	I	119	-	Nursing Research	3000301714 (A19-0163-S001)	Atrium Health	
93.361	I	17,866	-	Nursing Research	304482/PO3100753860	Children's Hospital Med Center	
93.361	I	51,968	-	Nursing Research	346155811085045117-1	Wake Forest University Health Sciences	
93.361	I	8,185	-	Nursing Research	5111621-1	Boston College (BC)	
93.361	I	(115)	-	Nursing Research	560124	Trustees of the Univ. of Pennsylvania	
93.361	I	45,547	-	Nursing Research	A03-5517	Duke University	
93.361	I	15,834	-	Nursing Research	A031828	Duke University	
93.361	I	104,537	-	Nursing Research	A033333	Duke Univ	
93.361	I	19,711	-	Nursing Research	A485737	Emory University (EU)	
93.361	I	1,591	-	Nursing Research	FY21.105.005_AMD2	University of Colorado Denver	
93.361	I	45,561	15,978	Nursing Research	FY21.105.006/ 2-5-M9090	The Regents of the University of Colorado	
93.361	I	71,495	-	Nursing Research	FY22.105.002_AMD4	University of Colorado Denver	
93.361	I	35,904	-	Nursing Research	FY22.105.010	University of Colorado Denver	
93.361	I	(460)	-	Nursing Research	PO#3472644/560124	Trustees of the Univ. of Pennsylvania	
93.365	I	78,789	-	Sickle Cell Treatment Demonstration Program	000532208-SC009	University of Alabama at Birmingham	
93.378	I	142,278	-	Integrated Care for Kids Model	309000006	Duke University	
93.378	I	353,480	-	Integrated Care for Kids Model	3090133	Duke University	
93.389	D	14,678	-	National Center for Research Resources			
93.391	I	34,170	-	Activities to Support State, Tribal, Local and Territorial (STLT) Health Department Response to Public Health or Healthcare Crises	22-4604	University of South Carolina	
93.391	I	136,599	-	Activities to Support State, Tribal, Local and Territorial (STLT) Health Department Response to Public Health or Healthcare Crises	41690796	Mecklenburg County Health Department	
93.393	D	18,795,361	3,487,999	Cancer Cause and Prevention Research			
93.393	I	(4,441)	-	Cancer Cause and Prevention Research	N/A	International Agency for Research on Cancer	
93.393	I	6	-	Cancer Cause and Prevention Research	N/A	Johns Hopkins University	
93.393	I	(742)	-	Cancer Cause and Prevention Research	N/A	SUNY Buffalo Roswell Park Cancer Institute	
93.393	I	521	-	Cancer Cause and Prevention Research	N/A	University of Illinois at Chicago (UIC)	
93.393	I	19,238	-	Cancer Cause and Prevention Research	000527577-SC008	The Board of Trustees of the University	
93.393	I	53	-	Cancer Cause and Prevention Research	01027406	Beth Israel Deaconess Medical Center	
93.393	I	(497)	-	Cancer Cause and Prevention Research	10-16373-99-01-G1	H Lee Moffitt Cancer and Research Institute	
93.393	I	81,471	-	Cancer Cause and Prevention Research	10058539-01 U000346	University of Utah	
93.393	I	28,711	-	Cancer Cause and Prevention Research	13498SC	University of California at San Francisco	
93.393	I	78,234	-	Cancer Cause and Prevention Research	1840 / PO1463014	Rutgers The State University of New Jersey	
93.393	I	242,320	-	Cancer Cause and Prevention Research	201603696-08/A18-017	University of California at Davis (UCD)	
93.393	I	(5,253)	-	Cancer Cause and Prevention Research	201603696-08/A180177	University of California at Davis (UCD)	
93.393	I	14,297	-	Cancer Cause and Prevention Research	21-0702/PO4550982623	Duke University	
93.393	I	9,436	-	Cancer Cause and Prevention Research	3004700015	University of Michigan (UMICH)	
93.393	I	30,419	-	Cancer Cause and Prevention Research	3006632396 - 3004700	University of Michigan (UMICH)	
93.393	I	496,565	-	Cancer Cause and Prevention Research	3RCQ4	University of New Mexico at Albuquerque	
93.393	I	(2,041)	-	Cancer Cause and Prevention Research	411518_GR412884-UNC	Georgetown University	
93.393	I	450	-	Cancer Cause and Prevention Research	4500001522	Boston University	
93.393	I	215,110	-	Cancer Cause and Prevention Research	497-55811085032751-1	Wake Forest University	
93.393	I	454	-	Cancer Cause and Prevention Research	55-8004-01	SUNY Buffalo Roswell Park Cancer Institute	
93.393	I	137,663	-	Cancer Cause and Prevention Research	555-45117-1000005551	Wake Forest University Health Sciences	
93.393	I	114,038	-	Cancer Cause and Prevention Research	576656/PO#4693819	Trustees of the Univ. of Pennsylvania	
93.393	I	(63)	-	Cancer Cause and Prevention Research	64197055/ THE-178359	Mayo Clinic	
93.393	I	62	-	Cancer Cause and Prevention Research	66971E	University of Miami	
93.393	I	365	-	Cancer Cause and Prevention Research	66971E/M174648	University of Miami	
93.393	I	(647)	-	Cancer Cause and Prevention Research	913	Dartmouth College	
93.393	I	22,622	-	Cancer Cause and Prevention Research	A035175	Duke University	
93.393	I	151,450	-	Cancer Cause and Prevention Research	A21-0071-S002	Medical University of South Carolina (MUSC)	

## SCHEDULE OF EXPENDITURES OF FEDERAL AWARDS (DETAIL)

For the Fiscal Year Ended June 30, 2022

Federal ALN	Direct/ Indirect	Program Expenditures	Amount Provided to Subrecipients	ALN Program Title	Pass-Through Entity Number	Pass-Through Entity Name	Additional Award Information
93.393	I	17,950	-	Cancer Cause and Prevention Research	AGR20160253	Becton Dickinson (BD) and Company	
93.393	I	13,684	-	Cancer Cause and Prevention Research	BD525155B	Memorial Sloan-Kettering Cancer Center	
93.393	I	4,585	-	Cancer Cause and Prevention Research	BD525563	Memorial Sloan-Kettering Cancer Center	
93.393	I	66,785	-	Cancer Cause and Prevention Research	C21881527	Memorial Sloan-Kettering Cancer Center	
93.393	I	31,656	-	Cancer Cause and Prevention Research	C21900541	Memorial Sloan-Kettering Cancer Center	
93.393	I	93,468	-	Cancer Cause and Prevention Research	CON-80002965 (GR1124	Yale University	
93.393	I	(15,436)	-	Cancer Cause and Prevention Research	CRA / SCR / 2019 / 8	International Agency for Research on Cancer	
93.393	I	103,842	-	Cancer Cause and Prevention Research	CRA SCR 2018-28	International Agency for Research on Cancer	
93.393	I	10,949	-	Cancer Cause and Prevention Research	CRA/SCR/2019/4	International Agency for Research on Cancer	
93.393	I	54,073	-	Cancer Cause and Prevention Research	FP00008961_SA001	Virginia Commonwealth University (VCU)	
93.393	I	135,055	-	Cancer Cause and Prevention Research	PO 6900693327 AGR20	Becton Dickinson (BD) and Company	
93.393	I	112,351	-	Cancer Cause and Prevention Research	RNG211061-UNC-01	Kaiser Permanente Division of Research	
93.393	I	16,858	-	Cancer Cause and Prevention Research	RNG211062-UNC-01	Kaiser Permanente Division of Research	
93.393	I	74,793	-	Cancer Cause and Prevention Research	RNG211063-UNC-01	Kaiser Permanente Division of Research	
93.393	I	25,796	-	Cancer Cause and Prevention Research	RNG211064-UNC-01	Kaiser Permanente Division of Research	
93.393	I	10,079	-	Cancer Cause and Prevention Research	RNG211477-UNC-01	Kaiser Foundation Research Institute	
93.393	I	7,877	-	Cancer Cause and Prevention Research	RNG211580-UNC	Kaiser Permanente Washington Health Rese	
93.393	I	11,368	-	Cancer Cause and Prevention Research	UFDSP00011890 P0032835	Univ Of Florida	
93.393	I	42,789	-	Cancer Cause and Prevention Research	UWSC12808 PO56485	University of Washington	
93.393	I	(244)	-	Cancer Cause and Prevention Research	WU-14-99	Washington University in Saint Louis	
93.393	I	185,945	-	Cancer Cause and Prevention Research	WU-20-397/PO# ST0000	Washington University in Saint Louis	
93.393	I	1,971	-	Cancer Cause and Prevention Research	WU-21-361	Washington University in Saint Louis	
93.394	D	5,133,516	981,993	Cancer Detection and Diagnosis Research			
93.394	I	421	-	Cancer Detection and Diagnosis Research	N/A	Accuray Incorporated	
93.394	I	198	-	Cancer Detection and Diagnosis Research	N/A	University of Chicago	
93.394	I	247	-	Cancer Detection and Diagnosis Research	N/A	Washington University in Saint Louis	
93.394	I	(2,538)	-	Cancer Detection and Diagnosis Research	0000940715	Fred Hutchinson Cancer Research Center	
93.394	I	12,565	-	Cancer Detection and Diagnosis Research	10695SC	Univ Of Cal - San Francisco	
93.394	I	13,985	-	Cancer Detection and Diagnosis Research	10696SC	Univ Of Cal - San Francisco	
93.394	I	(268)	-	Cancer Detection and Diagnosis Research	108415	Brigham and Women's Hospital	
93.394	I	194	-	Cancer Detection and Diagnosis Research	1138	American College of Radiology Imaging Ne	
93.394	I	100,317	-	Cancer Detection and Diagnosis Research	11915SC	Univ Of Cal - San Francisco	
93.394	I	138	-	Cancer Detection and Diagnosis Research	203-1797	Duke University Medical Center	
93.394	I	8,239	-	Cancer Detection and Diagnosis Research	240072	Massachusetts General Hospital	
93.394	I	28,679	-	Cancer Detection and Diagnosis Research	3004034932	University of Michigan (UMICH)	
93.394	I	31,847	-	Cancer Detection and Diagnosis Research	7000000410	Baylor College of Medicine	
93.394	I	78,852	-	Cancer Detection and Diagnosis Research	7000001351	Baylor University College of Medicine	
93.394	I	151,339	-	Cancer Detection and Diagnosis Research	A03-0637	Duke University	
93.394	I	92,682	-	Cancer Detection and Diagnosis Research	A03-3223	Duke University	
93.394	I	99,041	-	Cancer Detection and Diagnosis Research	AOR	OncoTab Inc	
93.394	I	37,020	-	Cancer Detection and Diagnosis Research	CM00001074-02	City University of New York (CUNY)	
93.394	I	11,249	-	Cancer Detection and Diagnosis Research	G002000-7505	Southern Methodist University	
93.394	I	625	-	Cancer Detection and Diagnosis Research	K002546-00-S01	Kitware, Inc.	
93.394	I	32,938	-	Cancer Detection and Diagnosis Research	R1109660	SUNY at Buffalo	
93.394	I	13,625	-	Cancer Detection and Diagnosis Research	SUB0000166	Princeton University	
93.394	I	213,817	-	Cancer Detection and Diagnosis Research	SUB00002554	University of Georgia Board of Regents	
93.394	I	59,441	-	Cancer Detection and Diagnosis Research	SUB00000542	Princeton University	
93.394	I	22,938	-	Cancer Detection and Diagnosis Research	SUBK00014248	University of Michigan (UMICH)	
93.394	I	33,451	-	Cancer Detection and Diagnosis Research	THE-242677-02/ 68332	Mayo Clinic in Jacksonville	
93.394	I	271	-	Cancer Detection and Diagnosis Research	VUMC 38860	Vanderbilt University Medical Center	
93.394	I	92	-	Cancer Detection and Diagnosis Research	WU-14-153	Washington University in Saint Louis	
93.395	D	17,287,171	2,131,830	Cancer Treatment Research			
93.395	I	(57)	-	Cancer Treatment Research	N/A	Brigham and Women's Hospital	
93.395	I	18,874	-	Cancer Treatment Research	N/A	Deep Creek Pharma, LLC	
93.395	I	2,510	-	Cancer Treatment Research	N/A	EpiCypher, Inc.	
93.395	I	11,931	-	Cancer Treatment Research	N/A	NRG Oncology	
93.395	I	13,423	-	Cancer Treatment Research	N/A	Oncoceutics, Inc.	
93.395	I	162,427	-	Cancer Treatment Research	N/A	Public Health Institute	
93.395	I	43,546	-	Cancer Treatment Research	0125 G XA917	University of California at Los Angeles	
93.395	I	217,600	-	Cancer Treatment Research	0255-3281-4609	Mount Sinai School of Medicine	
93.395	I	(607)	-	Cancer Treatment Research	109685	Brigham and Women's Hospital	
93.395	I	73,875	-	Cancer Treatment Research	13748	EMMES Corporation	
93.395	I	226,425	7,100	Cancer Treatment Research	13765	EMMES Corporation	
93.395	I	(335)	-	Cancer Treatment Research	1568 G UA696	University of California at Los Angeles	

## SCHEDULE OF EXPENDITURES OF FEDERAL AWARDS (DETAIL)

For the Fiscal Year Ended June 30, 2022

Federal ALN	Direct/ Indirect	Program Expenditures	Amount Provided to Subrecipients	ALN Program Title	Pass-Through Entity Number	Pass-Through Entity Name	Additional Award Information
93.395	I	446	-	Cancer Treatment Research	1812	American College of Radiology (ACR)	
93.395	I	3,421	-	Cancer Treatment Research	19-4210	Sonovol, LLC	
93.395	I	4,235	-	Cancer Treatment Research	2020-3142	Xoran Technologies	
93.395	I	(573)	-	Cancer Treatment Research	310635/PO#509648	Albert Einstein College of Medicine Inc	
93.395	I	55,003	-	Cancer Treatment Research	4500002674	Boston University	
93.395	I	(242)	-	Cancer Treatment Research	5R01CA133049-04	Mayo Clinic	
93.395	I	(183)	-	Cancer Treatment Research	5R01CA133049-05	Mayo Clinic	
93.395	I	68,250	-	Cancer Treatment Research	60075824 GR123817SPC	Ohio State University	
93.395	I	(336)	-	Cancer Treatment Research	9-526-1913	Albert Einstein College of Medicine Inc	
93.395	I	649	-	Cancer Treatment Research	A011106 / ALTERNATE	Alliance for Clinical Trials in Oncology Foundation	
93.395	I	14,836	-	Cancer Treatment Research	A031027	Duke University	
93.395	I	3,369	-	Cancer Treatment Research	A031457	Duke University	
93.395	I	82,606	-	Cancer Treatment Research	A035177	Duke University	
93.395	I	76,667	-	Cancer Treatment Research	AGT-22-0104	OncoTab Inc	
93.395	I	56,802	-	Cancer Treatment Research	AWD-002151-G1	Georgia Institute of Technology	
93.395	I	955	-	Cancer Treatment Research	B-43	Brigham and Women's Hospital	
93.395	I	74,126	-	Cancer Treatment Research	COG NCTN PCR	Public Health Institute	
93.395	I	3,548	-	Cancer Treatment Research	CTA #CT005	CivaTech Oncology	
93.395	I	4,803	-	Cancer Treatment Research	EAF151 / ECOG-ACRIN	ECOG-ACRIN Cancer Research Group	
93.395	I	37,831	-	Cancer Treatment Research	F212147-2 / PO SR000	University of Maryland at Baltimore (UMB)	
93.395	I	(54,954)	-	Cancer Treatment Research	FP00026529_SUB149_01	Children's Hospital of Philadelphia	
93.395	I	46,293	-	Cancer Treatment Research	FY2016-020-M4	University of Kansas Center for Research	
93.395	I	266,236	-	Cancer Treatment Research	GB10832.PO#2256935	Univ of Virginia	
93.395	I	222,002	106,457	Cancer Treatment Research	GR119452/SPC-10000	Ohio State University	
93.395	I	332	-	Cancer Treatment Research	N1048-(PROSPECT)ALLIANCE	Brigham and Women's Hospital	
93.395	I	94,222	-	Cancer Treatment Research	NCI COVID-19(N-CCAPS)	Brigham and Women's Hospital	
93.395	I	591	-	Cancer Treatment Research	NCTN COG MATCH	Children's Hospital of Philadelphia	
93.395	I	332	-	Cancer Treatment Research	NRG-BR003	NRG Oncology	
93.395	I	2,216	-	Cancer Treatment Research	Release Tumor Supplement - NCT	Public Health Institute	
93.395	I	963	-	Cancer Treatment Research	RTOG 1005	Brigham and Women's Hospital	
93.395	I	6,125	-	Cancer Treatment Research	S1801 / SWOG	SWOG- Clinical Trials Initiative LLC	
93.395	I	15,594	-	Cancer Treatment Research	SUB00000039/ UR FAO	University of Rochester	
93.395	I	5,685	-	Cancer Treatment Research	SUBK00014074 3006996	University of Michigan (UMICH)	
93.395	I	818	-	Cancer Treatment Research	U10CA180820-01-UNC1	American College of Radiology Imaging Ne	
93.395	I	21,593	-	Cancer Treatment Research	ULRF 20-0298-01	University of Louisville Research Foundation, Inc	
93.395	I	203,821	-	Cancer Treatment Research	UWSC12058 BPO49755	University of Washington	
93.395	I	(1)	-	Cancer Treatment Research	VUMC 57291	Vanderbilt University Medical Center	
93.396	D	9,114,335	549,735	Cancer Biology Research			
93.396	I	10,656	-	Cancer Biology Research	N/A	Enfuego Therapeutics	
93.396	I	9	-	Cancer Biology Research	N/A	Texas A&M University	
93.396	I	716	-	Cancer Biology Research	00003043	University of Texas MD Anderson Cancer Center	
93.396	I	(85)	-	Cancer Biology Research	00003043/ PO 3001135	University of Texas MD Anderson Cancer Center	
93.396	I	4,401	-	Cancer Biology Research	000531784-SC002	University of Alabama at Birmingham	
93.396	I	290,436	-	Cancer Biology Research	11000823-020	Purdue University	
93.396	I	45,722	-	Cancer Biology Research	1554 G XB980	University of California at Los Angeles	
93.396	I	226,574	-	Cancer Biology Research	20-2643	Triangle Biotechnology, Inc.	
93.396	I	8,018	-	Cancer Biology Research	20X020F MOD 02	Leidos Biomedical Research, Inc	
93.396	I	140,112	-	Cancer Biology Research	3001744503	University of Texas MD Anderson Cancer Center	
93.396	I	61,978	-	Cancer Biology Research	64-55811085045107-11	Wake Forest University Health Sciences	
93.396	I	323	-	Cancer Biology Research	900807/RGC0000000052	University of Texas Southwestern Medical	
93.396	I	38,886	-	Cancer Biology Research	B45206UNC	Henry Ford Health System	
93.396	I	72,248	-	Cancer Biology Research	CCF22012233	Cleveland Clinic Foundation	
93.396	I	278,025	-	Cancer Biology Research	GMO210601 PO 0000002	University of Texas Southwestern Medical	
93.396	I	41,457	-	Cancer Biology Research	GR 109212 (CON-80002	Yale University	
93.396	I	60,354	-	Cancer Biology Research	PO 000001958B GMO 2	University of Texas Southwestern Medical	
93.396	I	25,490	-	Cancer Biology Research	SUBAWARD NO. 21-027	Wake Forest University	
93.396	I	352,792	-	Cancer Biology Research	UWSC12063/PO BPO4984	University of Washington	
93.396	I	21,489	-	Cancer Biology Research	VUMC65676	Vanderbilt University Medical Center	
93.397	D	10,750,153	261,360	Cancer Centers Support Grants			
93.397	I	5,539	-	Cancer Centers Support Grants	3001651538	University of Texas MD Anderson Cancer Center	
93.397	I	46,748	-	Cancer Centers Support Grants	3001701050	University of Texas MD Anderson Cancer Center	
93.397	I	104,035	-	Cancer Centers Support Grants	3001701567	University of Texas MD Anderson Cancer Center	
93.397	I	5,329	-	Cancer Centers Support Grants	3001704190	University of Texas MD Anderson Cancer Center	
93.397	I	5,328	-	Cancer Centers Support Grants	3001704196	University of Texas MD Anderson Cancer Center	

## SCHEDULE OF EXPENDITURES OF FEDERAL AWARDS (DETAIL)

For the Fiscal Year Ended June 30, 2022

Federal ALN	Direct/ Indirect	Program Expenditures	Amount Provided to Subrecipients	ALN Program Title	Pass-Through Entity Number	Pass-Through Entity Name	Additional Award Information
93.397	I	24,780	-	Cancer Centers Support Grants	3001868288	University of Texas MD Anderson Cancer Center	
93.397	I	27,687	-	Cancer Centers Support Grants	4412092	Duke University	
93.397	I	12,810	-	Cancer Centers Support Grants	7000001296 CA254569	Baylor University College of Medicine	
93.397	I	17,793	-	Cancer Centers Support Grants	A033898	Duke University	
93.397	I	10,014	-	Cancer Centers Support Grants	A035074	Duke University	
93.397	I	28,990	-	Cancer Centers Support Grants	ASUB08	Arizona State University	
93.397	I	164,656	-	Cancer Centers Support Grants	CON-80003117 (GR1134	Yale University	
93.397	I	68,291	-	Cancer Centers Support Grants	GR111356 (CON-800027	Yale University	
93.397	I	148,551	19,186	Cancer Centers Support Grants	PO 7000001296	Baylor University College of Medicine	
93.397	I	649	-	Cancer Centers Support Grants	PROTOCOL A011202 / ALLIANCE	Cancer and Leukemia Group B	
93.397	I	(10,120)	-	Cancer Centers Support Grants	RES515271	Case Western Reserve University	
93.397	I	872	-	Cancer Centers Support Grants	RES515886	Case Western Reserve University	
93.397	I	42,475	-	Cancer Centers Support Grants	RES516233	Case Western Reserve University	
93.397	I	17,791	-	Cancer Centers Support Grants	VUMC77349	Vanderbilt University Medical Center	
93.398	D	5,811,646	192,798	Cancer Research Manpower			
93.398	I	143,274	-	Cancer Research Manpower	SP14257-SB09	University of Mississippi Medical Center	
93.398	I	1,289	-	Cancer Research Manpower	Subaward No: WFUHS 114319	Wake Forest University Baptist Medical Center	
93.399	I	118,469	-	Cancer Control	202010116	Alliance NCTN Foundation	
93.399	I	24,101	-	Cancer Control	202010119	Alliance NCTN Foundation (ANF)	
93.399	I	205,143	-	Cancer Control	2UG1CA189828-06-UNC1	ECOG-ACRIN Medical Research Foundation	
93.399	I	203	-	Cancer Control	AALL1131 - NCORP SUPPLEMENTAL	Children's Hospital of Philadelphia	
93.421	I	6,836	-	Strengthening Public Health Systems and Services through National Partnerships to Improve and Protect the Nation's Health	N/A	American Public Health Association (APHA)	
93.421	I	5,537	-	Strengthening Public Health Systems and Services through National Partnerships to Improve and Protect the Nation's Health	N/A	Association of University Centers on	
93.421	I	7,766	-	Strengthening Public Health Systems and Services through National Partnerships to Improve and Protect the Nation's Health	N/A	Society of Public Health Education (SOPHE)	
93.421	I	60,364	50,731	Strengthening Public Health Systems and Services through National Partnerships to Improve and Protect the Nation's Health	1452021 232-1403-3	National Association of Chronic Disease	
93.421	I	6,487	-	Strengthening Public Health Systems and Services through National Partnerships to Improve and Protect the Nation's Health	20-5354	Child Care Aware of Kansas	
93.421	I	6,571	-	Strengthening Public Health Systems and Services through National Partnerships to Improve and Protect the Nation's Health	20-5449	Southeast Louisiana Area Health Education	
93.421	I	6,419	-	Strengthening Public Health Systems and Services through National Partnerships to Improve and Protect the Nation's Health	20-5944	MCD Public Health	
93.421	I	4,999	-	Strengthening Public Health Systems and Services through National Partnerships to Improve and Protect the Nation's Health	2021-051902	National Association of County and City	
93.421	I	6,000	-	Strengthening Public Health Systems and Services through National Partnerships to Improve and Protect the Nation's Health	21-0847	Association of University Centers on	
93.421	I	16,615	-	Strengthening Public Health Systems and Services through National Partnerships to Improve and Protect the Nation's Health	21-1564	Supporting Families Together Association	
93.421	I	24,543	-	Strengthening Public Health Systems and Services through National Partnerships to Improve and Protect the Nation's Health	21-5104	Southeast Louisiana Area Health Education	
93.421	I	77,018	-	Strengthening Public Health Systems and Services through National Partnerships to Improve and Protect the Nation's Health	2152021	National Association of Chronic Disease	
93.421	I	16,351	-	Strengthening Public Health Systems and Services through National Partnerships to Improve and Protect the Nation's Health	22-0104	Child Care Aware of Kansas	
93.421	I	38,336	24,359	Strengthening Public Health Systems and Services through National Partnerships to Improve and Protect the Nation's Health	220223	National Association of Chronic Disease	
93.421	I	56,359	-	Strengthening Public Health Systems and Services through National Partnerships to Improve and Protect the Nation's Health	267-1400-4 220206	National Association of Chronic Disease	
93.421	I	15,805	-	Strengthening Public Health Systems and Services through National Partnerships to Improve and Protect the Nation's Health	27-8814-22	Association of University Centers on	
93.421	I	25,976	-	Strengthening Public Health Systems and Services through National Partnerships to Improve and Protect the Nation's Health	33-21-8814	Association of University Centers on	
93.421	I	66,127	-	Strengthening Public Health Systems and Services through National Partnerships to Improve and Protect the Nation's Health	3848	Task Force for Global Health	
93.421	I	33,767	-	Strengthening Public Health Systems and Services through National Partnerships to Improve and Protect the Nation's Health	AWD00000288SUB000001	University of Vermont	
93.421	I	34,907	-	Strengthening Public Health Systems and Services through National Partnerships to Improve and Protect the Nation's Health	AWD00000738SUB000003	University of Vermont	
93.421	I	58,621	-	Strengthening Public Health Systems and Services through National Partnerships to Improve and Protect the Nation's Health	CONTRACT DATED 5/5/21	American Public Health Association	
93.421	I	9,086	-	Strengthening Public Health Systems and Services through National Partnerships to Improve and Protect the Nation's Health	PO 3848	Task Force for Global Health	
93.421	I	138	-	Strengthening Public Health Systems and Services through National Partnerships to Improve and Protect the Nation's Health	PO 7468	Council of State and Territorial Epidemic	



## SCHEDULE OF EXPENDITURES OF FEDERAL AWARDS (DETAIL)

For the Fiscal Year Ended June 30, 2022

Federal ALN	Direct/ Indirect	Program Expenditures	Amount Provided to Subrecipients	ALN Program Title	Pass-Through Entity Number	Pass-Through Entity Name	Additional Award Information
93.421	I	23,325	-	Strengthening Public Health Systems and Services through National Partnerships to Improve and Protect the Nation's Health	PO 7479	Council of State and Territorial Epidemic	
93.421	I	278,583	181,814	Strengthening Public Health Systems and Services through National Partnerships to Improve and Protect the Nation's Health	PURCHASE ORDER NO. 7457	Cste	
93.421	I	87,362	-	Strengthening Public Health Systems and Services through National Partnerships to Improve and Protect the Nation's Health	PURCHASE ORDER NO. 7722	Cste	
93.424	I	4,122	-	NON-ACA/PPHF—Building Capacity of the Public Health System to Improve Population Health through National Nonprofit Organizations	N/A	American Congress of Obstetricians and Gyn	
93.424	I	74	-	NON-ACA/PPHF—Building Capacity of the Public Health System to Improve Population Health through National Nonprofit Organizations	N/A	Association of University Centers on	
93.433	D	753,583	200,837	ACL National Institute on Disability, Independent Living, and Rehabilitation Research	GR124236/SPC-1000005	Ohio State University	
93.433	I	19,532	-	ACL National Institute on Disability, Independent Living, and Rehabilitation Research	SPC-1000005619/ GR12	Ohio State University	
93.433	I	19,858	-	ACL National Institute on Disability, Independent Living, and Rehabilitation Research	SRALAB REF # 7249 / 82261	Rehabilitation Inst Of Chicago	
93.433	I	61,913	-	ACL National Institute on Disability, Independent Living, and Rehabilitation Research	21-1545	Michigan Department of Education	
93.434	I	13,239	-	Every Student Succeeds Act/Preschool Development Grants	22-1541	Michigan Department of Education	
93.434	I	11,366	-	Every Student Succeeds Act/Preschool Development Grants	96-4710-0902-501	University of Nebraska at Lincoln	
93.434	I	24,191	-	Every Student Succeeds Act/Preschool Development Grants	#205864	North Carolina Breastfeeding Coalition	
93.439	I	1,620	-	State Physical Activity and Nutrition (SPAN)	20-6071	University of Kentucky Research Foundation	
93.439	I	16,663	-	State Physical Activity and Nutrition (SPAN)	2019-0182	Connecticut Department of Public Health	
93.439	I	20,889	-	State Physical Activity and Nutrition (SPAN)	21-0300	Illinois Public Health Institute (IPHI)	
93.439	I	7,905	-	State Physical Activity and Nutrition (SPAN)	22-0335	Illinois Public Health Institute (IPHI)	
93.439	I	16,380	-	State Physical Activity and Nutrition (SPAN)	N/A	Foundation for Health Leadership & Innovation	
93.512	I	(323)	-	Affordable Care Act (ACA) Personal and Home Care Aide State Training Program (PHCAST)	A338529	Emory University	
93.516	I	2,160	-	Public Health Training Centers Program	A505144	Emory University	
93.516	I	28,141	-	Public Health Training Centers Program			
93.530	D	205,703	-	Teaching Health Center Graduate Medical Education Payment	8458-NCS/PO0186270	Indiana University	
93.583	I	39,550	-	Refugee and Entrant Assistance Wilson/Fish Program	1005709011	Illinois Department of Children and Families	
93.599	I	165,603	135,363	Chafee Education and Training Vouchers Program (ETV)	N/A	Community Care of North Carolina (CCNC)	
93.610	I	1,717	-	Health Care Innovation Awards (HCIA)			
93.631	D	120,613	-	Developmental Disabilities Projects of National Significance			
93.632	D	621,993	-	University Centers for Excellence in Developmental Disabilities Education, Research, and Service			
93.647	D	13,254	-	Social Services Research and Demonstration	90PH0028-01-00	Child Trends	
93.647	I	155,466	-	Social Services Research and Demonstration	1005709012	Illinois Department of Children and Families	
93.658	I	202,949	-	Foster Care Title IV-E	N/A	Cabarrus County Department of Human Services	
93.667	I	33,019	-	Social Services Block Grant	40182971	Mecklenburg County Health Department	
93.686	I	145,588	-	Ending the HIV Epidemic: A Plan for America — Ryan White HIV/AIDS Program Parts A and B			
93.686	I	159,412	-	Ending the HIV Epidemic: A Plan for America — Ryan White HIV/AIDS Program Parts A and B	41331495	Mecklenburg County Health Department	
93.726	I	700	-	ARRA Accelerating Adoption of Comparative Effectiveness Research (CER	171193/2039064	Duke University	
93.732	D	4,595,241	7,125	Mental and Behavioral Health Education and Training Grants			
93.734	D	495,578	20,244	Empowering Older Adults and Adults with Disabilities through Chronic Disease Self-Management Education Programs – financed by Prevention and Public Health Funds (PPHF)			
93.742	I	1	-	PPHF: Early Childcare and Education Obesity Prevention Program - Obesity Prevention in Young Children - financed solely by Public Prevention and Health Funds	N/A	Alabama Partnership for Children	
93.809	I	614	-	National Organizations for Chronic Disease Prevention and Health Promotion	1512019	National Association of Chronic Disease	
93.837	D	37,999,721	8,198,142	Cardiovascular Diseases Research			
93.837	I	31,840	-	Cardiovascular Diseases Research	N/A	Adgero Biopharmaceuticals Holdings Inc.	
93.837	I	(20,625)	-	Cardiovascular Diseases Research	N/A	Glycan Therapeutics, Inc.	
93.837	I	(202)	-	Cardiovascular Diseases Research	N/A	Gramercy Research Group	
93.837	I	17,776	-	Cardiovascular Diseases Research	N/A	HealthCore, Inc.	
93.837	I	(1,978)	-	Cardiovascular Diseases Research	N/A	University of Minnesota Board of Regents	
93.837	I	38,623	-	Cardiovascular Diseases Research	0001040439	Fred Hutchinson Cancer Research Center	
93.837	I	11,096	-	Cardiovascular Diseases Research	0001064563	Fred Hutchinson Cancer Research Center	
93.837	I	27,561	-	Cardiovascular Diseases Research	0001068275	Fred Hutchinson Cancer Research Center	
93.837	I	258,332	-	Cardiovascular Diseases Research	0001080575	Fred Hutchinson Cancer Research Center	
93.837	I	64,770	-	Cardiovascular Diseases Research	0001081551	Fred Hutchinson Cancer Research Center	
93.837	I	164	-	Cardiovascular Diseases Research	0005	Gramercy Research Group	
93.837	I	23,861	-	Cardiovascular Diseases Research	000503570-008	University of Alabama at Birmingham	
93.837	I	1,203	-	Cardiovascular Diseases Research	000503570-SC008	University of Alabama at Birmingham	
93.837	I	37,849	-	Cardiovascular Diseases Research	000511972-SC001	University of Alabama at Birmingham	
93.837	I	23,422	-	Cardiovascular Diseases Research	000511972-SC002/5UH3HL130691-0	University of Alabama at Birmingham	
93.837	I	12,711	-	Cardiovascular Diseases Research	000530812-SC006	University of Alabama at Birmingham	
93.837	I	43,205	-	Cardiovascular Diseases Research	01062872	Beth Israel Deaconess Medical Center	

## SCHEDULE OF EXPENDITURES OF FEDERAL AWARDS (DETAIL)

For the Fiscal Year Ended June 30, 2022

Federal ALN	Direct/ Indirect	Program Expenditures	Amount Provided to Subrecipients	ALN Program Title	Pass-Through Entity Number	Pass-Through Entity Name	Additional Award Information
93.837	I	25,578	-	Cardiovascular Diseases Research	01063528	Beth Israel Deaconess Medical Center	
93.837	I	642	-	Cardiovascular Diseases Research	01063617	Beth Israel Deaconess Medical Center	
93.837	I	594	-	Cardiovascular Diseases Research	100-1091654-83591 & 90560	Research Foundation of SUNY	
93.837	I	3,639	-	Cardiovascular Diseases Research	100-1091654-90560	The Research Fdn of State University of New York	
93.837	I	978	-	Cardiovascular Diseases Research	123632	Brigham and Women's Hospital	
93.837	I	6,298	(550)	Cardiovascular Diseases Research	12372SC	University of California at San Francisco	
93.837	I	172,994	-	Cardiovascular Diseases Research	1558719/PO 100130848	University of Colorado at Boulder	
93.837	I	37,646	-	Cardiovascular Diseases Research	168055/168054	University of Texas Health Science Center	
93.837	I	3,274	-	Cardiovascular Diseases Research	18742	University of Illinois at Chicago (UIC)	
93.837	I	15,873	-	Cardiovascular Diseases Research	19-0807	Glycan Therapeutics, Inc.	
93.837	I	21,640	-	Cardiovascular Diseases Research	19137-1	Baystate Medical Center	
93.837	I	38,682	-	Cardiovascular Diseases Research	1R41HL154735-01	Sonovascular, Inc.	
93.837	I	48,707	-	Cardiovascular Diseases Research	2003634963	Johns Hopkins University	
93.837	I	5,200	-	Cardiovascular Diseases Research	2004339390	Johns Hopkins University	
93.837	I	781,886	-	Cardiovascular Diseases Research	2004517091	Johns Hopkins University	
93.837	I	24	-	Cardiovascular Diseases Research	203-3202	Duke University	
93.837	I	31,709	-	Cardiovascular Diseases Research	225708	Massachusetts General Hospital	
93.837	I	38,422	-	Cardiovascular Diseases Research	3001558456	University of Texas MD Anderson Cancer Center	
93.837	I	13,649	-	Cardiovascular Diseases Research	31148A PO 818500	Albert Einstein College of Medicine Inc	
93.837	I	45,032	-	Cardiovascular Diseases Research	311554PO#872227	Albert Einstein College of Medicine Inc	
93.837	I	141,448	-	Cardiovascular Diseases Research	35238-1	Augusta University	
93.837	I	285,930	-	Cardiovascular Diseases Research	35551-1	Augusta University	
93.837	I	676	-	Cardiovascular Diseases Research	431746-19467	Virginia Tech	
93.837	I	115,469	-	Cardiovascular Diseases Research	4500003917	Boston University Board of Trustees	
93.837	I	50,118	-	Cardiovascular Diseases Research	5-312-0217030-65769L	Research Triangle Institute (RTI International)	
93.837	I	21,092	-	Cardiovascular Diseases Research	5001381-Rosamond	Kent Hospital	
93.837	I	9,060	-	Cardiovascular Diseases Research	5001731-10-UNC	Kent Hospital	
93.837	I	(212)	-	Cardiovascular Diseases Research	563490	Trustees of the Univ. of Pennsylvania	
93.837	I	223	-	Cardiovascular Diseases Research	60040818	Ohio State University	
93.837	I	9,994	-	Cardiovascular Diseases Research	60057133 UNC	Northwestern University	
93.837	I	105,357	-	Cardiovascular Diseases Research	601164	Children's Mercy Hospital	
93.837	I	(64)	-	Cardiovascular Diseases Research	66674810414-NCCCH	University of Mississippi Medical Center	
93.837	I	229,200	25,000	Cardiovascular Diseases Research	6793-01-RC002	Westat, Inc.	
93.837	I	201	-	Cardiovascular Diseases Research	710-9144	Miriam Hospital	
93.837	I	14	-	Cardiovascular Diseases Research	740622	University of Washington	
93.837	I	1,338	-	Cardiovascular Diseases Research	A239219	Emory University (EU)	
93.837	I	323,952	-	Cardiovascular Diseases Research	AWD-001374-G2	Georgia Institute of Technology	
93.837	I	111,239	55,000	Cardiovascular Diseases Research	AWD00002464 (134768-1)	University Of Pittsburgh	
93.837	I	9,476	-	Cardiovascular Diseases Research	COVID Study Protocol	New England Research Institutes	
93.837	I	2,296	-	Cardiovascular Diseases Research	Higgins UNC 2021	Elon University	
93.837	I	7,971	-	Cardiovascular Diseases Research	KIZ2200-07	Northern California Institute for Research	
93.837	I	14,470	-	Cardiovascular Diseases Research	KR 705078	University of California at San Diego	
93.837	I	20,247	-	Cardiovascular Diseases Research	N006187424 / UMN 65083	Regents of the Univ of Minnesota	
93.837	I	1,379	-	Cardiovascular Diseases Research	N006522501	University of Minnesota Board of Regents	
93.837	I	176,409	-	Cardiovascular Diseases Research	NOR-249833-03/PO#67885765	Mayo Clinic	
93.837	I	3,132	-	Cardiovascular Diseases Research	NOR-249833-04/PO#68482968	Mayo Clinic	
93.837	I	14,230	-	Cardiovascular Diseases Research	NOR-249833/PO#66468341	Mayo Clinic	
93.837	I	(15,221)	-	Cardiovascular Diseases Research	NOR-249833/PO#67147544	Mayo Clinic	
93.837	I	56,524	-	Cardiovascular Diseases Research	OS00000266 SPC-0015	University of Miami	
93.837	I	25,127	-	Cardiovascular Diseases Research	P008505101	University of Minnesota Board of Regents	
93.837	I	66	-	Cardiovascular Diseases Research	PO # 001897402	University of Minnesota	
93.837	I	84,641	-	Cardiovascular Diseases Research	PO 871082 31148A	Albert Einstein College of Medicine Inc	
93.837	I	227,610	-	Cardiovascular Diseases Research	R42HL133633	RFPI LLC	
93.837	I	(610)	-	Cardiovascular Diseases Research	R44 HL 126224-01A1 S	Elucid Bioimaging Inc.	
93.837	I	18,743	-	Cardiovascular Diseases Research	RES515116	Case Western Reserve University	
93.837	I	7,852	-	Cardiovascular Diseases Research	S00200-01	University of Iowa	
93.837	I	53,950	-	Cardiovascular Diseases Research	SA0000118	University of Texas at Houston Health	
93.837	I	6,765	-	Cardiovascular Diseases Research	Subaward No: 100-1091654-90560	SUNY Research Foundation	
93.837	I	106,967	-	Cardiovascular Diseases Research	Subaward No: 1GG013681-01	Columbia University	
93.837	I	1,171	-	Cardiovascular Diseases Research	Subaward No: WU-21-251	Washington University in Saint Louis	
93.837	I	(98)	-	Cardiovascular Diseases Research	WU-15-255	Washington University in Saint Louis	
93.837	I	10,636	-	Cardiovascular Diseases Research	WU-21-398	Washington University in St Louis	
93.837	I	11,442	-	Cardiovascular Diseases Research	WU-21-417-MOD-1ST000	Washington University in St. Louis School	
93.837	I	19,756	-	Cardiovascular Diseases Research	WU-22-0006	Washington University in Saint Louis	

## SCHEDULE OF EXPENDITURES OF FEDERAL AWARDS (DETAIL)

For the Fiscal Year Ended June 30, 2022

Federal ALN	Direct/ Indirect	Program Expenditures	Amount Provided to Subrecipients	ALN Program Title	Pass-Through Entity Number	Pass-Through Entity Name	Additional Award Information
93.837	I	43,051	-	Cardiovascular Diseases Research	WU-22-0007	Washington University in Saint Louis	
93.838	D	19,087,422	4,287,377	Lung Diseases Research			
93.838	I	533	-	Lung Diseases Research	N/A	Duke University	
93.838	I	32	-	Lung Diseases Research	N/A	Parion Sciences	
93.838	I	33,476	-	Lung Diseases Research	000887/120120	University of Rhode Island	
93.838	I	37,739	-	Lung Diseases Research	10-07742-8060-46	Physical Sciences, Inc.	
93.838	I	840,068	-	Lung Diseases Research	10454SC	University of California at San Francisco	
93.838	I	46,155	-	Lung Diseases Research	108792850	University of California at San Diego	
93.838	I	285	-	Lung Diseases Research	11079SUB	Seattle Children's Hospital Research Institute	
93.838	I	147,777	-	Lung Diseases Research	122937	Brigham and Women's Hospital	
93.838	I	48,697	-	Lung Diseases Research	125948	Brigham and Women's Hospital	
93.838	I	2,317	-	Lung Diseases Research	192243-10	Cornell University Weill Medical College	
93.838	I	2,788	-	Lung Diseases Research	2(GG015835-02)	Columbia University	
93.838	I	20,688	-	Lung Diseases Research	2(GG015835-02) G1471	Columbia University	
93.838	I	31,092	-	Lung Diseases Research	20117604_UNC	National Jewish Health	
93.838	I	29,072	-	Lung Diseases Research	2022-1663	Univ Of Cal - Irvine	
93.838	I	(233)	-	Lung Diseases Research	2039483	Duke University	
93.838	I	273,893	-	Lung Diseases Research	212535-10	Cornell University	
93.838	I	161,695	-	Lung Diseases Research	212535-13	Cornell University Weill Medical College	
93.838	I	106,868	-	Lung Diseases Research	27(GG015997-01)	Columbia University	
93.838	I	173,058	-	Lung Diseases Research	27(GG015997-01) G152	Columbia University	
93.838	I	101,593	-	Lung Diseases Research	313-120000-550052	Wake Forest University Health Sciences	
93.838	I	24,426	-	Lung Diseases Research	31438SUB00000253	University of Vermont	
93.838	I	224	-	Lung Diseases Research	31438SUB00000285/PO	University of Vermont	
93.838	I	6,208	-	Lung Diseases Research	34	New York University (NYU)	
93.838	I	25,131	-	Lung Diseases Research	4500002806	Boston University Board of Trustees	
93.838	I	89,849	-	Lung Diseases Research	463942	University of Arizona	
93.838	I	50,453	-	Lung Diseases Research	464151	University of Arizona	
93.838	I	28,220	-	Lung Diseases Research	5(GG016816-02) G162	Columbia University	
93.838	I	(4,073)	-	Lung Diseases Research	579917/PO#4567327	Trustees of the Univ. of Pennsylvania	
93.838	I	22,731	-	Lung Diseases Research	604810	University of Arizona	
93.838	I	34,136	-	Lung Diseases Research	7137305	Rhode Island Hospital	
93.838	I	(43)	-	Lung Diseases Research	720505	Proteogenomics Research Institute for Systems Medicine	
93.838	I	736	-	Lung Diseases Research	752648	University of Washington	
93.838	I	27,031	-	Lung Diseases Research	772	Univ Of Wisconsin	
93.838	I	(907)	-	Lung Diseases Research	901487-UNC	Children's Memorial Hospital of Chicago	
93.838	I	40,873	-	Lung Diseases Research	A03-3919	Duke University	
93.838	I	83,319	-	Lung Diseases Research	A031768	Duke University	
93.838	I	7,761	-	Lung Diseases Research	A033918 (SPS-25871)	Duke University	
93.838	I	14,970	-	Lung Diseases Research	A035364 (SPS-269060)	Duke University	
93.838	I	330,076	-	Lung Diseases Research	AWD00002557 (134922-	University of Pittsburgh	
93.838	I	58,319	-	Lung Diseases Research	AWD00004140 (136230-	University of Pittsburgh	
93.838	I	627,782	64,946	Lung Diseases Research	FY22.1126.032	University of Colorado Denver	
93.838	I	(343)	-	Lung Diseases Research	GC12067-138351	University of Virginia	
93.838	I	25,585	-	Lung Diseases Research	GR111727(CON-8000282	Yale University	
93.838	I	581	-	Lung Diseases Research	IN4086488NC	Indiana University Purdue University	
93.838	I	19,970	-	Lung Diseases Research	PO U000367642	University of Utah	
93.838	I	83,044	-	Lung Diseases Research	PROTOCOL #20203331	Labcorp Early Development Lab Inc	
93.838	I	(210)	-	Lung Diseases Research	RES507797	Case Western Reserve University	
93.838	I	1,546	-	Lung Diseases Research	S-ALP2021-CF27	George Washington University	
93.838	I	17,491	-	Lung Diseases Research	S-ALP2122-CF27	George Washington University	
93.838	I	85	-	Lung Diseases Research	SUBAWARD 002 / RETHINC	COPD Foundation Inc	
93.838	I	3,844	-	Lung Diseases Research	SUBAWARD NO 001/AMEND 4	COPD Foundation Inc	
93.838	I	82,650	-	Lung Diseases Research	TUL-HSC-558039-20/21	Tulane University	
93.838	I	3,725	-	Lung Diseases Research	VUMC64503	Vanderbilt University Medical Center	
93.838	I	29	-	Lung Diseases Research	W000705635	University of Iowa	
93.839	D	9,452,550	757,303	Blood Diseases and Resources Research			
93.839	I	25,596	-	Blood Diseases and Resources Research	N/A	Bedrock Therapeutics	
93.839	I	160,900	-	Blood Diseases and Resources Research	0001084360	Fred Hutchinson Cancer Research Center	
93.839	I	32,424	-	Blood Diseases and Resources Research	000524452--011-SC011	University of Alabama at Birmingham	
93.839	I	(26)	-	Blood Diseases and Resources Research	07416-3	Minneapolis Medical Research Foundation	
93.839	I	(390)	-	Blood Diseases and Resources Research	10239SUB	Seattle Children's Hospital Research Institute	
93.839	I	71,679	-	Blood Diseases and Resources Research	12267SUB	Seattle Children's Hospital Research Institute	
93.839	I	12,718	-	Blood Diseases and Resources Research	12802SUB	Seattle Children's Hospital Research Institute	

## SCHEDULE OF EXPENDITURES OF FEDERAL AWARDS (DETAIL)

For the Fiscal Year Ended June 30, 2022

Federal ALN	Direct/ Indirect	Program Expenditures	Amount Provided to Subrecipients	ALN Program Title	Pass-Through Entity Number	Pass-Through Entity Name	Additional Award Information
93.839	I	18,421	-	Blood Diseases and Resources Research	1373-SUB	Cleveland Clinic Foundation	
93.839	I	8,393	-	Blood Diseases and Resources Research	1450-SUB	Cleveland Clinic Foundation	
93.839	I	2,464	-	Blood Diseases and Resources Research	1482	Rutgers the State University of New Jersey	
93.839	I	48,610	-	Blood Diseases and Resources Research	1R41HL156763-01A1	Selsym Biotech, Inc.	
93.839	I	164,915	-	Blood Diseases and Resources Research	2004875918	Johns Hopkins University	
93.839	I	(92)	-	Blood Diseases and Resources Research	203-0276	Duke University Medical Center	
93.839	I	25,230	-	Blood Diseases and Resources Research	22-1222-UNC-CHAPEL	University of Tennessee Health Science Center	
93.839	I	6,059	-	Blood Diseases and Resources Research	22-1225-UNCC	University of Tennessee Health Science Center	
93.839	I	30,606	-	Blood Diseases and Resources Research	248041	Duke University	
93.839	I	142	-	Blood Diseases and Resources Research	2831742-240027	Duke University	
93.839	I	3,240	-	Blood Diseases and Resources Research	33737-3	Augusta University	
93.839	I	109,027	-	Blood Diseases and Resources Research	401767-5804	Colorado School of Mines	
93.839	I	104,422	-	Blood Diseases and Resources Research	579830	Trustees of the Univ. of Pennsylvania	
93.839	I	60,559	-	Blood Diseases and Resources Research	6(GG014702-01)	Columbia University	
93.839	I	1,031	-	Blood Diseases and Resources Research	60078192 RF01612660	Ohio State University	
93.839	I	215,497	-	Blood Diseases and Resources Research	703999	University of California at San Diego	
93.839	I	13,993	-	Blood Diseases and Resources Research	8067	Trustees of Indiana University	
93.839	I	647	-	Blood Diseases and Resources Research	824-UNC-2015	Bloodworks Northwest	
93.839	I	(128)	-	Blood Diseases and Resources Research	961223-RSUB/2046X061	Children's Hospital of Philadelphia	
93.839	I	6,588	-	Blood Diseases and Resources Research	AWD00000392 (134345-	University of Pittsburgh Medical Center	
93.839	I	5,048	-	Blood Diseases and Resources Research	AWD00000392 (135867-	University of Pittsburgh Medical Center	
93.839	I	690	-	Blood Diseases and Resources Research	AWD00000392 (135872-10)	Univ of Pittsburgh	
93.839	I	160,383	-	Blood Diseases and Resources Research	BD528315	Memorial Sloan-Kettering Cancer Center	
93.839	I	24,156	-	Blood Diseases and Resources Research	C21950089	Memorial Sloan-Kettering Cancer Center	
93.839	I	(917)	-	Blood Diseases and Resources Research	GENFD0001386039	Children's Hospital Boston	
93.839	I	71,820	-	Blood Diseases and Resources Research	GRT-00001472 PO 2029	Children's Hospital of Philadelphia	
93.839	I	199	-	Blood Diseases and Resources Research	PO#3315312/564956	Trustees of the Univ. of Pennsylvania	
93.839	I	9,072	-	Blood Diseases and Resources Research	RES514803	Case Western Reserve University	
93.839	I	53,030	-	Blood Diseases and Resources Research	RES516040	Case Western Reserve University	
93.839	I	(264)	-	Blood Diseases and Resources Research	RR571-373/4944276	University of Georgia	
93.839	I	235,125	-	Blood Diseases and Resources Research	SA0000419	University of Texas at Houston Health	
93.839	I	17,113	-	Blood Diseases and Resources Research	SPC-1000005814/GR123	Ohio State University	
93.839	I	19,775	-	Blood Diseases and Resources Research	SUBAWARD 2831742	Duke Univ	
93.839	I	8,837	-	Blood Diseases and Resources Research	UWSC11681/PO#BPO4611	University of Washington	
93.839	I	66,413	-	Blood Diseases and Resources Research	UWSC11723 PO 46592	University of Washington	
93.839	I	146,586	-	Blood Diseases and Resources Research	UWSC13272 (BPO 60796	University of Washington	
93.839	I	527	-	Blood Diseases and Resources Research	WU-18-/PO#ST00000842	Washington University in Saint Louis	
93.839	I	10,346	-	Blood Diseases and Resources Research	WU-18-162 -MOD-4 293	Washington University in Saint Louis	
93.839	I	16,017	-	Blood Diseases and Resources Research	WU-22-0189	Washington University in Saint Louis	
93.840	D	1,121,930	200,453	Translation and Implementation Science Research for Heart, Lung, Blood Diseases, and Sleep Disorders			
93.840	I	2,146	-	Translation and Implementation Science Research for Heart, Lung, Blood Diseases, and Sleep Disorders	20-5287	University of Malawi College of Medicine	
93.840	I	6,557	-	Translation and Implementation Science Research for Heart, Lung, Blood Diseases, and Sleep Disorders	M163P365F001-S02	Centre for Infectious Disease Research	
93.840	I	59,695	-	Translation and Implementation Science Research for Heart, Lung, Blood Diseases, and Sleep Disorders	M163P365F002-S02	Centre for Infectious Disease Research	
93.840	I	7,856	-	Translation and Implementation Science Research for Heart, Lung, Blood Diseases, and Sleep Disorders	VUMC92658	Vanderbilt University Medical Center	
93.846	D	12,812,695	1,109,854	Arthritis, Musculoskeletal and Skin Diseases Research			
93.846	I	290	-	Arthritis, Musculoskeletal and Skin Diseases Research	12-01091/101776	New York University (NYU)	
93.846	I	(630)	-	Arthritis, Musculoskeletal and Skin Diseases Research	1455-A ROSEN	Maine Medical Center	
93.846	I	40,111	-	Arthritis, Musculoskeletal and Skin Diseases Research	16-004	Wake Forest University	
93.846	I	101,805	-	Arthritis, Musculoskeletal and Skin Diseases Research	18247	Univ Of Illinois-Chicago	
93.846	I	9,802	-	Arthritis, Musculoskeletal and Skin Diseases Research	20-008	Wake Forest Univ	
93.846	I	24,922	-	Arthritis, Musculoskeletal and Skin Diseases Research	20-012	Wake Forest University	
93.846	I	19	-	Arthritis, Musculoskeletal and Skin Diseases Research	2033893	Duke University	
93.846	I	2,252	-	Arthritis, Musculoskeletal and Skin Diseases Research	3021904	Duke University	
93.846	I	8,048	-	Arthritis, Musculoskeletal and Skin Diseases Research	34-0411-2003-001	University of Nebraska Medical Center	
93.846	I	34,204	-	Arthritis, Musculoskeletal and Skin Diseases Research	643833	Arizona Board of Regents	
93.846	I	82,997	-	Arthritis, Musculoskeletal and Skin Diseases Research	A03-2173	Duke University	
93.846	I	21,421	-	Arthritis, Musculoskeletal and Skin Diseases Research	A034674	Duke University	
93.846	I	33,921	-	Arthritis, Musculoskeletal and Skin Diseases Research	A492223	Emory University (EU)	
93.846	I	206,355	-	Arthritis, Musculoskeletal and Skin Diseases Research	K002394-00-S01	Kitware, Inc.	
93.846	I	205,956	-	Arthritis, Musculoskeletal and Skin Diseases Research	ZAT00020/1R01AR071263-01	University of Kansas Medical Center Research Inst Inc	

## SCHEDULE OF EXPENDITURES OF FEDERAL AWARDS (DETAIL)

For the Fiscal Year Ended June 30, 2022

Federal ALN	Direct/ Indirect	Program Expenditures	Amount Provided to Subrecipients	ALN Program Title	Pass-Through Entity Number	Pass-Through Entity Name	Additional Award Information
93.847	D	31,023,338	7,135,092	Diabetes, Digestive, and Kidney Diseases Extramural Research			
93.847	I	112	-	Diabetes, Digestive, and Kidney Diseases Extramural Research	N/A	Connecticut Children's Medical Center	
93.847	I	53,843	-	Diabetes, Digestive, and Kidney Diseases Extramural Research	N/A	EpiCypher, Inc.	
93.847	I	78,325	-	Diabetes, Digestive, and Kidney Diseases Extramural Research	N/A	Inovasc, LLC	
93.847	I	57	-	Diabetes, Digestive, and Kidney Diseases Extramural Research	N/A	University of Michigan (UMICH)	
93.847	I	321	-	Diabetes, Digestive, and Kidney Diseases Extramural Research	N/A	University of South Florida Tampa	
93.847	I	55,291	-	Diabetes, Digestive, and Kidney Diseases Extramural Research	N/A	inSoma Bio	
93.847	I	(2,630)	-	Diabetes, Digestive, and Kidney Diseases Extramural Research	000522847-SC001-VOR-	University of Alabama at Birmingham	
93.847	I	11,657	-	Diabetes, Digestive, and Kidney Diseases Extramural Research	1(GG011644-01)	Columbia University	
93.847	I	1,957	-	Diabetes, Digestive, and Kidney Diseases Extramural Research	10046979-01	University of Utah	
93.847	I	(102)	-	Diabetes, Digestive, and Kidney Diseases Extramural Research	101800-117430	Wake Forest University Health Sciences	
93.847	I	174,656	-	Diabetes, Digestive, and Kidney Diseases Extramural Research	1329760-ECU	Advent Health Orlando	
93.847	I	795	-	Diabetes, Digestive, and Kidney Diseases Extramural Research	134397062	University of Southern California	
93.847	I	(24)	-	Diabetes, Digestive, and Kidney Diseases Extramural Research	14070977-01	Cornell University Medical Campus	
93.847	I	30	-	Diabetes, Digestive, and Kidney Diseases Extramural Research	1R01DK106386-01	Medical College of Wisconsin	
93.847	I	191	-	Diabetes, Digestive, and Kidney Diseases Extramural Research	1R43DK095640-01A1	G1 Therapeutics	
93.847	I	29,611	-	Diabetes, Digestive, and Kidney Diseases Extramural Research	20-0782	Altis Biosystems, Inc. (formerly Altis B	
93.847	I	(138)	-	Diabetes, Digestive, and Kidney Diseases Extramural Research	2001815789	Johns Hopkins University	
93.847	I	5,771	-	Diabetes, Digestive, and Kidney Diseases Extramural Research	2005076433	Johns Hopkins University	
93.847	I	1,627	-	Diabetes, Digestive, and Kidney Diseases Extramural Research	2005481770	Johns Hopkins University	
93.847	I	(95)	-	Diabetes, Digestive, and Kidney Diseases Extramural Research	203-0621	Duke University Medical Center	
93.847	I	72,692	-	Diabetes, Digestive, and Kidney Diseases Extramural Research	21-181065-01	Connecticut Children's Medical Center	
93.847	I	4,200	-	Diabetes, Digestive, and Kidney Diseases Extramural Research	21-2637	Sonoviol, LLC	
93.847	I	39,740	-	Diabetes, Digestive, and Kidney Diseases Extramural Research	21-45103-1000011841	Wake Forest University	
93.847	I	11	-	Diabetes, Digestive, and Kidney Diseases Extramural Research	222917	Massachusetts General Hospital	
93.847	I	28,255	-	Diabetes, Digestive, and Kidney Diseases Extramural Research	2301 G XG379	University of California at Los Angeles	
93.847	I	14,831	-	Diabetes, Digestive, and Kidney Diseases Extramural Research	238171	Massachusetts General Hospital	
93.847	I	16,905	-	Diabetes, Digestive, and Kidney Diseases Extramural Research	252-100710-553791	Wake Forest University Health Sciences	
93.847	I	2,724	-	Diabetes, Digestive, and Kidney Diseases Extramural Research	25460-3301820721	Children's Hospital of Philadelphia	
93.847	I	(141)	-	Diabetes, Digestive, and Kidney Diseases Extramural Research	29474870-48907-A	Stanford University	
93.847	I	10,866	-	Diabetes, Digestive, and Kidney Diseases Extramural Research	297-32841-1000011955	Wake Forest University Health Sciences	
93.847	I	(1,937)	-	Diabetes, Digestive, and Kidney Diseases Extramural Research	3003328374	University of Michigan (UMICH)	
93.847	I	15,190	-	Diabetes, Digestive, and Kidney Diseases Extramural Research	3004212973	University of Michigan (UMICH)	
93.847	I	17,694	-	Diabetes, Digestive, and Kidney Diseases Extramural Research	3021789	Duke University	
93.847	I	78,126	-	Diabetes, Digestive, and Kidney Diseases Extramural Research	319-45828-1100000071	Wake Forest University Health Sciences	
93.847	I	17,296	-	Diabetes, Digestive, and Kidney Diseases Extramural Research	32307-54	Augusta University	
93.847	I	32,064	-	Diabetes, Digestive, and Kidney Diseases Extramural Research	3301820722/ PO# 2029	Children's Hospital of Philadelphia	
93.847	I	75,780	-	Diabetes, Digestive, and Kidney Diseases Extramural Research	36305-3	Augusta University	
93.847	I	47,577	-	Diabetes, Digestive, and Kidney Diseases Extramural Research	378777 5656810	University of Connecticut	
93.847	I	871	-	Diabetes, Digestive, and Kidney Diseases Extramural Research	4/PO#1002690	Rutgers the State University of New Jersey	
93.847	I	(165)	-	Diabetes, Digestive, and Kidney Diseases Extramural Research	416408-G	University of Rochester	
93.847	I	(3,223)	-	Diabetes, Digestive, and Kidney Diseases Extramural Research	417495G / UR FAO GR5	University of Rochester	
93.847	I	149,293	-	Diabetes, Digestive, and Kidney Diseases Extramural Research	428898	University of Connecticut	
93.847	I	12,609	-	Diabetes, Digestive, and Kidney Diseases Extramural Research	489-32841-10000119551	Wake Forest University Health Sciences	
93.847	I	49,706	-	Diabetes, Digestive, and Kidney Diseases Extramural Research	524-32352-1000011743	Wake Forest University Health Sciences	
93.847	I	67	-	Diabetes, Digestive, and Kidney Diseases Extramural Research	52801-I/PO#700000093	Baylor College of Medicine	
93.847	I	23,483	-	Diabetes, Digestive, and Kidney Diseases Extramural Research	54-45828-11000000678	Wake Forest University Health Sciences	
93.847	I	14,080	-	Diabetes, Digestive, and Kidney Diseases Extramural Research	579996/582534	Trustees of the Univ. of Pennsylvania	
93.847	I	10,354	-	Diabetes, Digestive, and Kidney Diseases Extramural Research	637-45102-1000055002	Wake Forest University Health Sciences	
93.847	I	24,569	-	Diabetes, Digestive, and Kidney Diseases Extramural Research	688-120370-336731	Wake Forest University Health Sciences	
93.847	I	31,465	-	Diabetes, Digestive, and Kidney Diseases Extramural Research	700094-0821-00 4605	Nationwide Children's Hospital	
93.847	I	36,852	-	Diabetes, Digestive, and Kidney Diseases Extramural Research	700094-0821-00 46078	Nationwide Children's Hospital	
93.847	I	21,751	-	Diabetes, Digestive, and Kidney Diseases Extramural Research	700198-0522-00	Nationwide Children's Hosp	
93.847	I	198	-	Diabetes, Digestive, and Kidney Diseases Extramural Research	754857	University of Washington	
93.847	I	43,161	-	Diabetes, Digestive, and Kidney Diseases Extramural Research	859-45828-1100000071	Wake Forest University Health Sciences	
93.847	I	14,041	-	Diabetes, Digestive, and Kidney Diseases Extramural Research	900140	Drexel University	
93.847	I	22,842	-	Diabetes, Digestive, and Kidney Diseases Extramural Research	933-45828-1100000071	Wake Forest University Health Sciences	
93.847	I	29,177	-	Diabetes, Digestive, and Kidney Diseases Extramural Research	934-55811085045828-110000001	North Carolina Diabetes Research Center (NCDRC)	
93.847	I	205	-	Diabetes, Digestive, and Kidney Diseases Extramural Research	960474RSUB/330182	Children's Hospital of Philadelphia	
93.847	I	46,655	-	Diabetes, Digestive, and Kidney Diseases Extramural Research	A031772	Duke University	
93.847	I	17,936	-	Diabetes, Digestive, and Kidney Diseases Extramural Research	A033315	Duke Univ	
93.847	I	7,911	-	Diabetes, Digestive, and Kidney Diseases Extramural Research	AWD00000761 (133084-	University of Pittsburgh	
93.847	I	30,000	-	Diabetes, Digestive, and Kidney Diseases Extramural Research	CKD2019-3	3C Institute for Social Development	
93.847	I	22,448	-	Diabetes, Digestive, and Kidney Diseases Extramural Research	CY21-048-UNCCH	Sanford Research	

## SCHEDULE OF EXPENDITURES OF FEDERAL AWARDS (DETAIL)

For the Fiscal Year Ended June 30, 2022

Federal ALN	Direct/ Indirect	Program Expenditures	Amount Provided to Subrecipients	ALN Program Title	Pass-Through Entity Number	Pass-Through Entity Name	Additional Award Information
93.847	I	241,569	11,519	Diabetes, Digestive, and Kidney Diseases Extramural Research	FAR0027327	North Dakota State University	
93.847	I	16,515	-	Diabetes, Digestive, and Kidney Diseases Extramural Research	FP00005212_SA001	Virginia Commonwealth University (VCU)	
93.847	I	313,391	-	Diabetes, Digestive, and Kidney Diseases Extramural Research	FP00007299_SA001	Virginia Commonwealth University (VCU)	
93.847	I	85,675	-	Diabetes, Digestive, and Kidney Diseases Extramural Research	FP068366-01F 5302678	University of Chicago	
93.847	I	155,986	-	Diabetes, Digestive, and Kidney Diseases Extramural Research	FY18.696.002	The Regents of the University of Colorado	
93.847	I	6,463	-	Diabetes, Digestive, and Kidney Diseases Extramural Research	FY22.687.001	University of Colorado Denver	
93.847	I	29,448	-	Diabetes, Digestive, and Kidney Diseases Extramural Research	GR102550/SPC-1000003	Ohio State University	
93.847	I	77,533	-	Diabetes, Digestive, and Kidney Diseases Extramural Research	M2102712	Texas A&M Agrilife Research	
93.847	I	14,192	-	Diabetes, Digestive, and Kidney Diseases Extramural Research	PO#3005737317/SUBK00	University of Michigan (UMICH)	
93.847	I	99,333	-	Diabetes, Digestive, and Kidney Diseases Extramural Research	R-20-0068	University of Houston	
93.847	I	(503)	-	Diabetes, Digestive, and Kidney Diseases Extramural Research	R01 DK092468	Oregon Research Institute	
93.847	I	19,259	-	Diabetes, Digestive, and Kidney Diseases Extramural Research	R43DK129107	Eko Devices, Inc	
93.847	I	42,865	-	Diabetes, Digestive, and Kidney Diseases Extramural Research	RC110120 UNC	Michigan State University	
93.847	I	18,588	-	Diabetes, Digestive, and Kidney Diseases Extramural Research	S-GRD1920-LL31	George Washington University	
93.847	I	41,473	-	Diabetes, Digestive, and Kidney Diseases Extramural Research	S-GRD2122-LL31	George Washington University	
93.847	I	21,381	-	Diabetes, Digestive, and Kidney Diseases Extramural Research	SA0000736/0013642C	University of Texas at Houston Health	
93.847	I	19,796	-	Diabetes, Digestive, and Kidney Diseases Extramural Research	SUBAWARD NO. 3301820722	Children's Hospital of Philadelphia	
93.847	I	16,225	-	Diabetes, Digestive, and Kidney Diseases Extramural Research	SUBAWD#A03-4810/DILIN 2021-22	Duke Univ	
93.847	I	(177)	-	Diabetes, Digestive, and Kidney Diseases Extramural Research	SUBK00009254	University of Michigan (UMICH)	
93.847	I	66,140	-	Diabetes, Digestive, and Kidney Diseases Extramural Research	SUBK00014112 PO 300	University of Michigan Board of Regents	
93.847	I	84,291	-	Diabetes, Digestive, and Kidney Diseases Extramural Research	Subaward No. 56-120370-442531	Wake Forest University	
93.847	I	3,540	-	Diabetes, Digestive, and Kidney Diseases Extramural Research	Subaward No: 450-120370-442532	North Carolina Diabetes Research Center (NCDRC)	
93.847	I	19,052	-	Diabetes, Digestive, and Kidney Diseases Extramural Research	Subaward No: VUMC90816	Vanderbilt University Medical Center	
93.847	I	26	-	Diabetes, Digestive, and Kidney Diseases Extramural Research	T1E1980-01B	Northern California Institute for Research	
93.847	I	276,137	-	Diabetes, Digestive, and Kidney Diseases Extramural Research	UWSC11876 BPO48314	University of Washington	
93.847	I	52,714	-	Diabetes, Digestive, and Kidney Diseases Extramural Research	UWSC12102 BPO 50344	University of Washington	
93.847	I	23,642	-	Diabetes, Digestive, and Kidney Diseases Extramural Research	VUMC 62324	Vanderbilt University Medical Center	
93.847	I	122,439	-	Diabetes, Digestive, and Kidney Diseases Extramural Research	VUMC 62470	Vanderbilt University	
93.847	I	13,478	-	Diabetes, Digestive, and Kidney Diseases Extramural Research	VUMC74446	Vanderbilt University Medical Center	
93.847	I	23,508	-	Diabetes, Digestive, and Kidney Diseases Extramural Research	VUMC97498	Vanderbilt University Medical Center	
93.847	I	644	-	Diabetes, Digestive, and Kidney Diseases Extramural Research	WU-18-312	Washington University in Saint Louis	
93.853	D	19,467,939	3,012,902	Extramural Research Programs in the Neurosciences and Neurological Disorders			
93.853	I	188	-	Extramural Research Programs in the Neurosciences and Neurological Disorders	N/A	Boston Medical Center	
93.853	I	(149)	-	Extramural Research Programs in the Neurosciences and Neurological Disorders	N/A	Dignity Therapeutics	
93.853	I	156,933	-	Extramural Research Programs in the Neurosciences and Neurological Disorders	N/A	NeuroGT, Inc.	
93.853	I	7	-	Extramural Research Programs in the Neurosciences and Neurological Disorders	N/A	Pennsylvania State University	
93.853	I	(390)	-	Extramural Research Programs in the Neurosciences and Neurological Disorders	N/A	Washington University in Saint Louis	
93.853	I	11,520	-	Extramural Research Programs in the Neurosciences and Neurological Disorders	012043-140257	University of Cincinnati	
93.853	I	21,221	-	Extramural Research Programs in the Neurosciences and Neurological Disorders	012044-140257	University of Cincinnati	
93.853	I	19,559	-	Extramural Research Programs in the Neurosciences and Neurological Disorders	1(GG010874-01)	Columbia University	
93.853	I	20,569	-	Extramural Research Programs in the Neurosciences and Neurological Disorders	1171-SUB	Cleveland Clinic Foundation	
93.853	I	5,776	-	Extramural Research Programs in the Neurosciences and Neurological Disorders	123660301/POS9002419	University of California at San Diego	
93.853	I	91,807	-	Extramural Research Programs in the Neurosciences and Neurological Disorders	1452-SUB	Cleveland Clinic Foundation	
93.853	I	(2,037)	-	Extramural Research Programs in the Neurosciences and Neurological Disorders	20-M56	George Washington University	
93.853	I	1,166	-	Extramural Research Programs in the Neurosciences and Neurological Disorders	2020A014357	Massachusetts General Hospital	
93.853	I	70,678	-	Extramural Research Programs in the Neurosciences and Neurological Disorders	2117-209-2013228	Clemson University	
93.853	I	10,930	-	Extramural Research Programs in the Neurosciences and Neurological Disorders	2301 G WE216	University of California at Los Angeles	
93.853	I	85,283	-	Extramural Research Programs in the Neurosciences and Neurological Disorders	234362	Massachusetts General Hospital	
93.853	I	86,423	-	Extramural Research Programs in the Neurosciences and Neurological Disorders	3(GG015295-01)/PO G1	Columbia University Trustees	
93.853	I	9,286	-	Extramural Research Programs in the Neurosciences and Neurological Disorders	303-000277	Duke University	
93.853	I	106,234	-	Extramural Research Programs in the Neurosciences and Neurological Disorders	5070-S04	Actuated Medical, Inc (AMI)	
93.853	I	62,197	-	Extramural Research Programs in the Neurosciences and Neurological Disorders	62680095-115866	Leland Stanford Junior University (LSJU)	
93.853	I	2,054	-	Extramural Research Programs in the Neurosciences and Neurological Disorders	9091SC	University of California at San Francisco	
93.853	I	55,441	-	Extramural Research Programs in the Neurosciences and Neurological Disorders	A03-1446	Duke University	
93.853	I	36,409	-	Extramural Research Programs in the Neurosciences and Neurological Disorders	A031257	Duke University	
93.853	I	15,255	-	Extramural Research Programs in the Neurosciences and Neurological Disorders	A032629	Duke University	
93.853	I	21,623	-	Extramural Research Programs in the Neurosciences and Neurological Disorders	A032878	Duke University	
93.853	I	25,556	-	Extramural Research Programs in the Neurosciences and Neurological Disorders	A15-0089-S001	Univ Of Cal - Santa Cruz	
93.853	I	37,973	-	Extramural Research Programs in the Neurosciences and Neurological Disorders	FY20.620.001 2-5-91	University of Colorado Denver	
93.853	I	205,943	-	Extramural Research Programs in the Neurosciences and Neurological Disorders	FY22.1113.002	University of Colorado Denver	
93.853	I	33	-	Extramural Research Programs in the Neurosciences and Neurological Disorders	K000841-00-S02	Kitware, Inc.	
93.853	I	18,066	-	Extramural Research Programs in the Neurosciences and Neurological Disorders	K002789-00-S02	Kitware, Inc.	
93.853	I	11,042	-	Extramural Research Programs in the Neurosciences and Neurological Disorders	KR 704675	University of California at San Diego	
93.853	I	27,441	-	Extramural Research Programs in the Neurosciences and Neurological Disorders	PO 60460 UWSC13229	University of Washington	

## SCHEDULE OF EXPENDITURES OF FEDERAL AWARDS (DETAIL)

For the Fiscal Year Ended June 30, 2022

Federal ALN	Direct/ Indirect	Program Expenditures	Amount Provided to		ALN Program Title	Pass-Through Entity Number	Pass-Through Entity Name	Additional Award Information
			Subrecipients					
93.853	I	60,692	-	-	Extramural Research Programs in the Neurosciences and Neurological Disorders	RC111156B	Michigan State University	
93.853	I	(41)	-	-	Extramural Research Programs in the Neurosciences and Neurological Disorders	NNC7115	Soterix Medical Inc	
93.853	I	6,750	-	-	Extramural Research Programs in the Neurosciences and Neurological Disorders	SUB00002945	University of Florida	
93.853	I	99,723	-	-	Extramural Research Programs in the Neurosciences and Neurological Disorders	SUBAWARD#237442	Massachusetts General Hospital	
93.853	I	64,485	-	-	Extramural Research Programs in the Neurosciences and Neurological Disorders	SUBK10398CSPR-002	University of Michigan (UMICH)	
93.853	I	111	-	-	Extramural Research Programs in the Neurosciences and Neurological Disorders	WU-08-196/PO#2905986	Washington University in Saint Louis	
93.855	D	69,373,936	12,552,560	-	Allergy and Infectious Diseases Research			
93.855	I	12,710	-	-	Allergy and Infectious Diseases Research	N/A	Benaroya Research Institute	
93.855	I	25	-	-	Allergy and Infectious Diseases Research	N/A	Brigham and Women's Hospital	
93.855	I	(707)	-	-	Allergy and Infectious Diseases Research	N/A	Eldec Pharmaceuticals, Inc	
93.855	I	237,601	-	-	Allergy and Infectious Diseases Research	N/A	EpiCypher, Inc.	
93.855	I	361	-	-	Allergy and Infectious Diseases Research	N/A	Fred Hutchinson Cancer Research Center	
93.855	I	(5,972)	-	-	Allergy and Infectious Diseases Research	N/A	Institute for Clinical Research	
93.855	I	(157,279)	-	-	Allergy and Infectious Diseases Research	N/A	Johns Hopkins University	
93.855	I	57,383	-	-	Allergy and Infectious Diseases Research	N/A	Miriam Hospital	
93.855	I	127	-	-	Allergy and Infectious Diseases Research	N/A	Mount Sinai School of Medicine	
93.855	I	46,914	-	-	Allergy and Infectious Diseases Research	N/A	Nabgen, Inc.	
93.855	I	(16)	-	-	Allergy and Infectious Diseases Research	N/A	Oregon Health and Science University	
93.855	I	(400)	-	-	Allergy and Infectious Diseases Research	N/A	Research Triangle Institute (RTI International)	
93.855	I	(214)	-	-	Allergy and Infectious Diseases Research	N/A	Trustees of the Univ. of Pennsylvania	
93.855	I	68,040	-	-	Allergy and Infectious Diseases Research	00001034942	Fred Hutchinson Cancer Research Center	
93.855	I	84,555	-	-	Allergy and Infectious Diseases Research	00001340	Brown University	
93.855	I	182,195	-	-	Allergy and Infectious Diseases Research	00001398	Brown University	
93.855	I	49,361	-	-	Allergy and Infectious Diseases Research	00001953	Brown University	
93.855	I	24,456	-	-	Allergy and Infectious Diseases Research	00002016	Brown University	
93.855	I	(333)	-	-	Allergy and Infectious Diseases Research	0000754179-212019	Fred Hutchinson Cancer Research Center	
93.855	I	(114)	-	-	Allergy and Infectious Diseases Research	0000754469	Fred Hutchinson Cancer Research Center	
93.855	I	(69)	-	-	Allergy and Infectious Diseases Research	0000782595-212019	Fred Hutchinson Cancer Research Center	
93.855	I	(14)	-	-	Allergy and Infectious Diseases Research	0000782596-212018	Fred Hutchinson Cancer Research Center	
93.855	I	23	-	-	Allergy and Infectious Diseases Research	0000831383	Fred Hutchinson Cancer Research Center	
93.855	I	7,021	(26,869)	-	Allergy and Infectious Diseases Research	0001030745	Fred Hutchinson Cancer Research Center	
93.855	I	33,603	-	-	Allergy and Infectious Diseases Research	0001033190	Fred Hutchinson Cancer Research Center	
93.855	I	100,299	-	-	Allergy and Infectious Diseases Research	0001033191	Fred Hutchinson Cancer Research Center	
93.855	I	6,331	(3,700)	-	Allergy and Infectious Diseases Research	0001034315	Fred Hutchinson Cancer Research Center	
93.855	I	60,524	-	-	Allergy and Infectious Diseases Research	0001038058	Fred Hutchinson Cancer Research Center	
93.855	I	3,517	-	-	Allergy and Infectious Diseases Research	0001041684	Fred Hutchinson Cancer Research Center	
93.855	I	97,821	-	-	Allergy and Infectious Diseases Research	00010423	University of California at Berkeley	
93.855	I	3,517	-	-	Allergy and Infectious Diseases Research	0001042325	Fred Hutchinson Cancer Research Center	
93.855	I	370,170	-	-	Allergy and Infectious Diseases Research	00010455	University of California at Berkeley	
93.855	I	526,250	(40,117)	-	Allergy and Infectious Diseases Research	0001053175	Fred Hutchinson Cancer Research Center	
93.855	I	15,013	-	-	Allergy and Infectious Diseases Research	0001060394	Fred Hutchinson Cancer Research Center	
93.855	I	112,767	-	-	Allergy and Infectious Diseases Research	0001062469	Fred Hutchinson Cancer Research Center	
93.855	I	102,697	-	-	Allergy and Infectious Diseases Research	0001067123	Fred Hutchinson Cancer Research Center	
93.855	I	124,930	-	-	Allergy and Infectious Diseases Research	0001085329	Fred Hutchinson Cancer Research Center	
93.855	I	297,434	-	-	Allergy and Infectious Diseases Research	0001085572	Fred Hutchinson Cancer Research Center	
93.855	I	12,473	-	-	Allergy and Infectious Diseases Research	0001096573	Fred Hutchinson Cancer Research Center	
93.855	I	54,826	-	-	Allergy and Infectious Diseases Research	0001096576	Fred Hutchinson Cancer Research Center	
93.855	I	20,824	-	-	Allergy and Infectious Diseases Research	0001114001	Fred Hutchinson Cancer Research Center	
93.855	I	(1,600)	-	-	Allergy and Infectious Diseases Research	000421524-004	University of Alabama at Birmingham	
93.855	I	(446)	-	-	Allergy and Infectious Diseases Research	000502783-005	University of Alabama at Birmingham	
93.855	I	127,900	-	-	Allergy and Infectious Diseases Research	000510836-008	University of Alabama at Birmingham	
93.855	I	197,207	-	-	Allergy and Infectious Diseases Research	000520254-SC006	University of Alabama at Birmingham	
93.855	I	583,709	-	-	Allergy and Infectious Diseases Research	000520254-SC002	University of Alabama at Birmingham	
93.855	I	65,189	-	-	Allergy and Infectious Diseases Research	000520254-SC006	University of Alabama at Birmingham	
93.855	I	320,806	-	-	Allergy and Infectious Diseases Research	000529618-SC008	University of Alabama at Birmingham	
93.855	I	(31)	-	-	Allergy and Infectious Diseases Research	0080.0145/956	Family Health International	
93.855	I	555	-	-	Allergy and Infectious Diseases Research	0080.0207/705	Family Health International	
93.855	I	83	-	-	Allergy and Infectious Diseases Research	0080.0213/779	Family Health International	
93.855	I	(285)	-	-	Allergy and Infectious Diseases Research	0254-6990-4609	Mount Sinai School of Medicine	
93.855	I	74	-	-	Allergy and Infectious Diseases Research	0254-6991-4609	Mount Sinai School of Medicine	
93.855	I	124	-	-	Allergy and Infectious Diseases Research	1(GG007638)	Columbia University Trustees	
93.855	I	35,958	-	-	Allergy and Infectious Diseases Research	1-340-0217434-66355L	Research Triangle Institute (RTI International)	
93.855	I	187,067	-	-	Allergy and Infectious Diseases Research	1-340-0217444-65953L	Research Triangle Institute (RTI International)	
93.855	I	30	-	-	Allergy and Infectious Diseases Research	10466	Wake Forest University School of Medicine	

## SCHEDULE OF EXPENDITURES OF FEDERAL AWARDS (DETAIL)

For the Fiscal Year Ended June 30, 2022

Federal ALN	Direct/ Indirect	Program Expenditures	Amount Provided to Subrecipients	ALN Program Title	Pass-Through Entity Number	Pass-Through Entity Name	Additional Award Information
93.855	I	46	-	Allergy and Infectious Diseases Research	110006	Brigham and Women's Hospital	
93.855	I	38,554	-	Allergy and Infectious Diseases Research	11000624-002	Purdue University	
93.855	I	(1,890)	-	Allergy and Infectious Diseases Research	110009	Brigham and Women's Hospital	
93.855	I	109	-	Allergy and Infectious Diseases Research	110014	Brigham and Women's Hospital	
93.855	I	(44,256)	-	Allergy and Infectious Diseases Research	110200	Brigham and Women's Hospital	
93.855	I	(137)	-	Allergy and Infectious Diseases Research	110233	Brigham and Women's Hospital	
93.855	I	(651)	-	Allergy and Infectious Diseases Research	110238	Brigham and Women's Hospital	
93.855	I	295	-	Allergy and Infectious Diseases Research	111672	Brigham and Women's Hospital	
93.855	I	333,918	-	Allergy and Infectious Diseases Research	117316-5114521	Harvard University School of Public Heal	
93.855	I	216,623	-	Allergy and Infectious Diseases Research	12492SUB	Seattle Children's Hospital Research Institute	
93.855	I	(605)	-	Allergy and Infectious Diseases Research	135408	Cincinnati Children's Hospital Medical Center	
93.855	I	116,799	-	Allergy and Infectious Diseases Research	15(GG014746-22)	Columbia University Trustees	
93.855	I	8,514	-	Allergy and Infectious Diseases Research	1560 B WA858	University of California at Los Angeles	
93.855	I	(164)	-	Allergy and Infectious Diseases Research	1560 B WA900	University of California at Los Angeles	
93.855	I	456,750	37,784	Allergy and Infectious Diseases Research	1560 B YB561	University of California at Los Angeles	
93.855	I	709,515	-	Allergy and Infectious Diseases Research	1560 B YB826	University of California at Los Angeles	
93.855	I	283,436	-	Allergy and Infectious Diseases Research	1560 G YB302	University of California at Los Angeles	
93.855	I	14,614	-	Allergy and Infectious Diseases Research	1560 G YB540	University of California at Los Angeles	
93.855	I	63,755	-	Allergy and Infectious Diseases Research	1560 G ZA294	University of California at Los Angeles	
93.855	I	12,331	-	Allergy and Infectious Diseases Research	1560 G ZA797	University of California at Los Angeles	
93.855	I	3,308	-	Allergy and Infectious Diseases Research	1560 G ZA849	University of California at Los Angeles	
93.855	I	8,661	-	Allergy and Infectious Diseases Research	1560 G ZC386	University of California at Los Angeles	
93.855	I	49,570	-	Allergy and Infectious Diseases Research	1650 G ZA331	University of California at Los Angeles	
93.855	I	110,397	-	Allergy and Infectious Diseases Research	17-3287/PO2000030946	University of South Carolina (USC)	
93.855	I	53,046	-	Allergy and Infectious Diseases Research	19-4120	Parion Sciences	
93.855	I	(1)	-	Allergy and Infectious Diseases Research	19-4287	Luceome Biotechnologies, L.L.C.	
93.855	I	206,743	-	Allergy and Infectious Diseases Research	19-5722	EcoHealth Alliance	
93.855	I	15,637	-	Allergy and Infectious Diseases Research	199-45116-1000055376	Wake Forest University Health Sciences	
93.855	I	107,407	-	Allergy and Infectious Diseases Research	1R01AI147731-01A1 (0	University of Texas Rio Grande Valley	
93.855	I	14,422	-	Allergy and Infectious Diseases Research	1R41AI142847-02	Irex Pharma LLC	
93.855	I	299,149	-	Allergy and Infectious Diseases Research	20-0702	Luceome Biotechnologies, L.L.C.	
93.855	I	48,000	-	Allergy and Infectious Diseases Research	20-2619	Mucommune, LLC	
93.855	I	157,843	-	Allergy and Infectious Diseases Research	20-4644	Eldec Pharmaceuticals, Inc	
93.855	I	75,149	-	Allergy and Infectious Diseases Research	20-4903	Mucommune, LLC	
93.855	I	589	-	Allergy and Infectious Diseases Research	2000056553	Johns Hopkins University	
93.855	I	(5,944)	-	Allergy and Infectious Diseases Research	2003037086	Johns Hopkins University	
93.855	I	470,867	-	Allergy and Infectious Diseases Research	2003383922	Johns Hopkins University	
93.855	I	122,451	-	Allergy and Infectious Diseases Research	2003478036	Johns Hopkins University	
93.855	I	61,605	-	Allergy and Infectious Diseases Research	2003993693	Johns Hopkins University	
93.855	I	233,136	-	Allergy and Infectious Diseases Research	2004269187	Johns Hopkins University	
93.855	I	47,686	-	Allergy and Infectious Diseases Research	2004360886	Johns Hopkins University	
93.855	I	22,281	-	Allergy and Infectious Diseases Research	2004444725	Johns Hopkins University	
93.855	I	63,945	-	Allergy and Infectious Diseases Research	2004738349	Johns Hopkins University	
93.855	I	559,572	-	Allergy and Infectious Diseases Research	2004841029	Johns Hopkins University	
93.855	I	3,484	-	Allergy and Infectious Diseases Research	2004911372 LDR 18	Johns Hopkins University	
93.855	I	161,892	-	Allergy and Infectious Diseases Research	2005166603	Johns Hopkins University	
93.855	I	4,137	-	Allergy and Infectious Diseases Research	2005291417 LDR 20	Johns Hopkins University	
93.855	I	61,120	-	Allergy and Infectious Diseases Research	2005419291	Johns Hopkins University	
93.855	I	6,845	-	Allergy and Infectious Diseases Research	2019-0698	Nirvana Sciences, Inc.	
93.855	I	91,891	-	Allergy and Infectious Diseases Research	2020-0649	Synoxa Sciences, Inc.	
93.855	I	91,303	-	Allergy and Infectious Diseases Research	2020-1700	Synoxa Sciences, Inc.	
93.855	I	28,822	-	Allergy and Infectious Diseases Research	2021-46	University of Oklahoma	
93.855	I	124,159	-	Allergy and Infectious Diseases Research	203504ECU/ 5R01AI136904-02	University of Notre Dame du Lac	
93.855	I	106,471	-	Allergy and Infectious Diseases Research	203504UNC	University of Notre Dame	
93.855	I	35,419	-	Allergy and Infectious Diseases Research	203533-05	Cornell University Medical Campus	
93.855	I	133,055	-	Allergy and Infectious Diseases Research	20389/PO#1000010783	University of Maryland at Baltimore (UMB)	
93.855	I	4,620	-	Allergy and Infectious Diseases Research	21-M11	Center for Aids Research	
93.855	I	10,328	-	Allergy and Infectious Diseases Research	21-M112	George Washington University	
93.855	I	81,508	-	Allergy and Infectious Diseases Research	212094-01	Cornell University Weill Medical College	
93.855	I	462,918	-	Allergy and Infectious Diseases Research	212094-03	Cornell University Weill Medical College	
93.855	I	48,228	-	Allergy and Infectious Diseases Research	214163	Cornell University Weill Medical College	
93.855	I	9,986	-	Allergy and Infectious Diseases Research	25900-82-324	Wistar Institute	
93.855	I	3,436	-	Allergy and Infectious Diseases Research	25901-82-324	Wistar Institute	
93.855	I	19,152	-	Allergy and Infectious Diseases Research	299815414-UNC-01	Monash University	



## SCHEDULE OF EXPENDITURES OF FEDERAL AWARDS (DETAIL)

For the Fiscal Year Ended June 30, 2022

Federal ALN	Direct/ Indirect	Program Expenditures	Amount Provided to Subrecipients	ALN Program Title	Pass-Through Entity Number	Pass-Through Entity Name	Additional Award Information
93.855	I	9,020	-	Allergy and Infectious Diseases Research	3004163909	University of Michigan (UMICH)	
93.855	I	(6,626)	-	Allergy and Infectious Diseases Research	3021591	Duke University	
93.855	I	43,173	-	Allergy and Infectious Diseases Research	3021720	Duke University	
93.855	I	19,032	-	Allergy and Infectious Diseases Research	3021730	Duke University	
93.855	I	40,463	-	Allergy and Infectious Diseases Research	3021731	Duke University	
93.855	I	10,251	-	Allergy and Infectious Diseases Research	3021735	Duke University	
93.855	I	64,649	-	Allergy and Infectious Diseases Research	3021926	Duke University	
93.855	I	311,712	-	Allergy and Infectious Diseases Research	303000021	Duke University	
93.855	I	50,498	-	Allergy and Infectious Diseases Research	303000152	Duke University	
93.855	I	44,983	-	Allergy and Infectious Diseases Research	303000155	Duke University	
93.855	I	13,362	-	Allergy and Infectious Diseases Research	303000461	Duke University	
93.855	I	23,056	-	Allergy and Infectious Diseases Research	309363 (CT1) PO 3100	Cincinnati Children's Hospital Medical Center	
93.855	I	4,131	-	Allergy and Infectious Diseases Research	309363(CT1) PO310071	Cincinnati Children's Hospital Medical Center	
93.855	I	16,856	-	Allergy and Infectious Diseases Research	309364 (CT2) 310072	Cincinnati Children's Hospital Medical Center	
93.855	I	18,288	-	Allergy and Infectious Diseases Research	309364 (CT2) 3100774	Cincinnati Children's Hospital Medical Center	
93.855	I	40,394	-	Allergy and Infectious Diseases Research	31121B PO 864850	Albert Einstein College of Medicine Inc	
93.855	I	1,905	-	Allergy and Infectious Diseases Research	31121D PO# P0886508	Albert Einstein College of Medicine Inc	
93.855	I	389	-	Allergy and Infectious Diseases Research	31614/J/PO 818495	Albert Einstein College of Medicine Inc	
93.855	I	117,289	-	Allergy and Infectious Diseases Research	3200003246-20-286/PO7800005283	University of Kentucky	
93.855	I	95,995	-	Allergy and Infectious Diseases Research	33109SUB52706	University of Vermont	
93.855	I	44,929	-	Allergy and Infectious Diseases Research	4500003386	Boston University Board of Trustees	
93.855	I	253,757	-	Allergy and Infectious Diseases Research	4740 PO966808	Henry M Jackson Foundation	
93.855	I	95,340	-	Allergy and Infectious Diseases Research	4740/ 65852 PO 96680	Henry M Jackson Foundation	
93.855	I	(2,430)	-	Allergy and Infectious Diseases Research	4740/ PO 966808	Henry M Jackson Foundation	
93.855	I	92,441	-	Allergy and Infectious Diseases Research	4741 PO 971211	Henry M Jackson Foundation	
93.855	I	198	-	Allergy and Infectious Diseases Research	490K582	University of Wisconsin at Madison	
93.855	I	193,672	-	Allergy and Infectious Diseases Research	492004	University of Arizona	
93.855	I	130,241	-	Allergy and Infectious Diseases Research	5-27193	Scripps Research Institute	
93.855	I	37,225	-	Allergy and Infectious Diseases Research	5121889	Mucommune, LLC	
93.855	I	69,688	-	Allergy and Infectious Diseases Research	530	University of Wisconsin	
93.855	I	(894)	-	Allergy and Infectious Diseases Research	54406214	University of Southern California (USC)	
93.855	I	354	-	Allergy and Infectious Diseases Research	565K036	University of Wisconsin at Madison	
93.855	I	12,870	-	Allergy and Infectious Diseases Research	575196	Trustees of the Univ. of Pennsylvania	
93.855	I	(1)	-	Allergy and Infectious Diseases Research	5R01AI131688-04	Rockefeller University	
93.855	I	11,462	-	Allergy and Infectious Diseases Research	60040631 UNC	Northwestern University	
93.855	I	35,277	-	Allergy and Infectious Diseases Research	60053372 UNCC	Northwestern University	
93.855	I	222,097	-	Allergy and Infectious Diseases Research	62624322-116098	Leland Stanford Junior University (LSJU)	
93.855	I	14,885	-	Allergy and Infectious Diseases Research	7000000953	Baylor University College of Medicine	
93.855	I	14,121	-	Allergy and Infectious Diseases Research	7000001394	Baylor University College of Medicine	
93.855	I	138,325	-	Allergy and Infectious Diseases Research	703673	University of California at San Diego	
93.855	I	223	-	Allergy and Infectious Diseases Research	759220	University of Washington	
93.855	I	18,537	-	Allergy and Infectious Diseases Research	7922 (Site 0091)	Duke University	
93.855	I	(4,961)	-	Allergy and Infectious Diseases Research	9294	Magee-Women's Research Institute & Foundation	
93.855	I	9,498	-	Allergy and Infectious Diseases Research	94075853	University of California at San Diego	
93.855	I	203	-	Allergy and Infectious Diseases Research	9500241409	Boston University	
93.855	I	109	-	Allergy and Infectious Diseases Research	956/0080.0145/ GO 00	Family Health International	
93.855	I	(989)	-	Allergy and Infectious Diseases Research	972/0080.0174	Family Health International	
93.855	I	2,303	-	Allergy and Infectious Diseases Research	A03-3415	Duke University	
93.855	I	50,308	-	Allergy and Infectious Diseases Research	A03-4301	Duke University	
93.855	I	40,517	-	Allergy and Infectious Diseases Research	A03-4303	Duke University	
93.855	I	(28)	-	Allergy and Infectious Diseases Research	A031451	Duke University	
93.855	I	66,163	-	Allergy and Infectious Diseases Research	A032960	Duke University	
93.855	I	195,800	-	Allergy and Infectious Diseases Research	A033420	Duke University	
93.855	I	64,476	-	Allergy and Infectious Diseases Research	A033980	Duke University	
93.855	I	277,374	-	Allergy and Infectious Diseases Research	A034953	Duke University	
93.855	I	4,997	-	Allergy and Infectious Diseases Research	A035189	Duke University	
93.855	I	488	-	Allergy and Infectious Diseases Research	A18-0078-S001	The Board of Trustees of Illinois State	
93.855	I	12,577	-	Allergy and Infectious Diseases Research	A22-0073-S002	University of South Alabama	
93.855	I	29,879	-	Allergy and Infectious Diseases Research	A364993	Emory University (EU)	
93.855	I	7,214	-	Allergy and Infectious Diseases Research	A425048	Emory University (EU)	
93.855	I	119,808	-	Allergy and Infectious Diseases Research	A483100	Emory University (EU)	
93.855	I	145,640	-	Allergy and Infectious Diseases Research	A520700	Emory University (EU)	
93.855	I	199,205	-	Allergy and Infectious Diseases Research	A5401 1560 B YB826	University of California at Los Angeles	
93.855	I	151,274	-	Allergy and Infectious Diseases Research	A542927	Emory University (EU)	

## SCHEDULE OF EXPENDITURES OF FEDERAL AWARDS (DETAIL)

For the Fiscal Year Ended June 30, 2022

Federal ALN	Direct/ Indirect	Program Expenditures	Amount Provided to Subrecipients	ALN Program Title	Pass-Through Entity Number	Pass-Through Entity Name	Additional Award Information
93.855	I	21,428	-	Allergy and Infectious Diseases Research	AWD-002900-G2	Georgia Institute of Technology	
93.855	I	(986)	-	Allergy and Infectious Diseases Research	CNVA00060724(131270-	University of Pittsburgh	
93.855	I	9,119	-	Allergy and Infectious Diseases Research	DUKE SPS#:199679/157805/210393	Duke Univ	
93.855	I	(289)	-	Allergy and Infectious Diseases Research	FY14ITN06	Benaroya Research Institute	
93.855	I	(94)	-	Allergy and Infectious Diseases Research	FY17ITN012	Benaroya Research Institute	
93.855	I	87,301	-	Allergy and Infectious Diseases Research	FY20.938.003	The Regents of the University of Colorado	
93.855	I	(1,732)	-	Allergy and Infectious Diseases Research	FY20ITN334	Benaroya Research Institute	
93.855	I	25,935	-	Allergy and Infectious Diseases Research	FY21ITN334	Benaroya Research Institute	
93.855	I	508,113	-	Allergy and Infectious Diseases Research	FY21ITN452	Benaroya Research Institute	
93.855	I	67,022	-	Allergy and Infectious Diseases Research	FY21ITN506	Benaroya Research Institute	
93.855	I	38,984	-	Allergy and Infectious Diseases Research	FY21ITN521	Benaroya Research Institute	
93.855	I	25,880	-	Allergy and Infectious Diseases Research	FY22.141.003	University of Colorado Denver	
93.855	I	24,014	-	Allergy and Infectious Diseases Research	FY22ITN452	Benaroya Research Institute	
93.855	I	6,258	-	Allergy and Infectious Diseases Research	FY22ITN506	Benaroya Research Institute	
93.855	I	34,375	-	Allergy and Infectious Diseases Research	FY22ITN521	Benaroya Research Institute	
93.855	I	163,642	-	Allergy and Infectious Diseases Research	G-45078-02	Colorado State University	
93.855	I	51,469	-	Allergy and Infectious Diseases Research	G-45858-05	Colorado State University	
93.855	I	4,427	-	Allergy and Infectious Diseases Research	G10063-19030 0000237	Hackensack Meridian Health	
93.855	I	11,221	-	Allergy and Infectious Diseases Research	GR107887 (CON-800020	Yale University	
93.855	I	28,553	-	Allergy and Infectious Diseases Research	GR112601 (CON-80003005)	Yale University	
93.855	I	(189)	-	Allergy and Infectious Diseases Research	LDR 10 MOD 08 / PO20	Johns Hopkins University	
93.855	I	(83)	-	Allergy and Infectious Diseases Research	LDR 12 MOD 03	Johns Hopkins University	
93.855	I	(15)	-	Allergy and Infectious Diseases Research	LDR 12/PO#2004112736	Johns Hopkins University	
93.855	I	(1,237)	-	Allergy and Infectious Diseases Research	LDR 13/PO#2004112743	Johns Hopkins University	
93.855	I	12,618	-	Allergy and Infectious Diseases Research	LDR 17 2004911373	Johns Hopkins University	
93.855	I	19,097	-	Allergy and Infectious Diseases Research	LDR-17 2004911373	Johns Hopkins University	
93.855	I	(17)	-	Allergy and Infectious Diseases Research	LDR-10 PO 2002688423	Johns Hopkins University	
93.855	I	(177)	-	Allergy and Infectious Diseases Research	MUSC14 034	University of South Carolina (USC)	
93.855	I	(2,990)	-	Allergy and Infectious Diseases Research	N005402801	University of Minnesota	
93.855	I	30,011	-	Allergy and Infectious Diseases Research	NIH-TBSTIGMA-ECU-01	The Desmond Tutu Health Foundation	
93.855	I	27,640	-	Allergy and Infectious Diseases Research	NIH-TBSTIGMA-ECU-02	The Desmond Tutu Health Foundation	
93.855	I	34,761	-	Allergy and Infectious Diseases Research	OSA00000075	Vanderbilt University	
93.855	I	221,115	-	Allergy and Infectious Diseases Research	OSP2018037 / WA01177	University of Massachusetts Medical School	
93.855	I	52,034	-	Allergy and Infectious Diseases Research	OSP2018037 WA0101572	University of Massachusetts Medical School	
93.855	I	160	-	Allergy and Infectious Diseases Research	P2013-0259 UNC 15	Children's Hospital Los Angeles	
93.855	I	11	-	Allergy and Infectious Diseases Research	P66162854R	University of Minnesota	
93.855	I	6,005	-	Allergy and Infectious Diseases Research	PO 15004410	Family Health International	
93.855	I	(1,728)	-	Allergy and Infectious Diseases Research	PO 15004411	Family Health International	
93.855	I	18,241	-	Allergy and Infectious Diseases Research	PO 17004265	Family Health International	
93.855	I	8,711	-	Allergy and Infectious Diseases Research	PO 18001617	Family Health International	
93.855	I	172,266	51,029	Allergy and Infectious Diseases Research	PO 18001926	Family Health International	
93.855	I	14,998	-	Allergy and Infectious Diseases Research	PO 19000835	Family Health International	
93.855	I	23,658	-	Allergy and Infectious Diseases Research	PO 20002151	Family Health International	
93.855	I	369,021	-	Allergy and Infectious Diseases Research	PO 20002506	Family Health International	
93.855	I	1,079,963	1,010	Allergy and Infectious Diseases Research	PO 20002747	Family Health International	
93.855	I	461,052	-	Allergy and Infectious Diseases Research	PO 20002840	Family Health International	
93.855	I	116,465	-	Allergy and Infectious Diseases Research	PO 20002914	Family Health International	
93.855	I	(547)	-	Allergy and Infectious Diseases Research	PO 20002961	Family Health International	
93.855	I	14,405	-	Allergy and Infectious Diseases Research	PO 21000541	Family Health International	
93.855	I	39,604	-	Allergy and Infectious Diseases Research	PO 21000542	Family Health International	
93.855	I	(17)	-	Allergy and Infectious Diseases Research	PO#3100393347/135409	Cincinnati Children's Hospital Medical Center	
93.855	I	59,833	-	Allergy and Infectious Diseases Research	PO17000385	Family Health International	
93.855	I	248,162	-	Allergy and Infectious Diseases Research	PO17001853	Family Health International	
93.855	I	214,152	214,152	Allergy and Infectious Diseases Research	PO17001868	Family Health International	
93.855	I	627,397	105,684	Allergy and Infectious Diseases Research	PO17002292	Family Health International	
93.855	I	29,264	-	Allergy and Infectious Diseases Research	PO19000050	Family Health International	
93.855	I	46,788	-	Allergy and Infectious Diseases Research	PO19000834	Family Health International	
93.855	I	49,774	-	Allergy and Infectious Diseases Research	PO20002828	Family Health International	
93.855	I	1,735,261	-	Allergy and Infectious Diseases Research	PO20003130	Family Health International	
93.855	I	686,538	(15,630)	Allergy and Infectious Diseases Research	PO21000539	Family Health International	
93.855	I	35,153	-	Allergy and Infectious Diseases Research	PO21000540	Family Health International	
93.855	I	55,990	46,826	Allergy and Infectious Diseases Research	PSTO PTCL 19 2004911	Johns Hopkins University	
93.855	I	2,599	-	Allergy and Infectious Diseases Research	SA0000976	University of Texas at Houston Health	
93.855	I	16,823	-	Allergy and Infectious Diseases Research	SUB A034260, PROTOCOL 20-0002	Duke Univ	

## SCHEDULE OF EXPENDITURES OF FEDERAL AWARDS (DETAIL)

For the Fiscal Year Ended June 30, 2022

Federal ALN	Direct/ Indirect	Program Expenditures	Amount Provided to Subrecipients	ALN Program Title	Pass-Through Entity Number	Pass-Through Entity Name	Additional Award Information
93.855	I	420,551	-	Allergy and Infectious Diseases Research	UCHC7-150787753-A3	University of Connecticut Health Center	
93.855	I	9,609	-	Allergy and Infectious Diseases Research	UCHC7-150841075-A1*	University of Connecticut Health Center	
93.855	I	3,084	-	Allergy and Infectious Diseases Research	UCHC7-150841075-A2	University of Connecticut Health Center	
93.855	I	43,453	-	Allergy and Infectious Diseases Research	UCT31220/UCT31464	University of Cape Town	
93.855	I	71,503	-	Allergy and Infectious Diseases Research	UNIV61808	Vanderbilt University	
93.855	I	161,445	-	Allergy and Infectious Diseases Research	UWSC11041 / BPO38223	University of Washington	
93.855	I	212,970	-	Allergy and Infectious Diseases Research	VUMC 41666	Vanderbilt University Medical Center	
93.855	I	56,757	-	Allergy and Infectious Diseases Research	VUMC 70553	Vanderbilt University Medical Center	
93.855	I	30,770	-	Allergy and Infectious Diseases Research	VUMC82832	Vanderbilt University	
93.855	I	311,367	-	Allergy and Infectious Diseases Research	VUMC88435	Vanderbilt University Medical Center	
93.855	I	457,424	-	Allergy and Infectious Diseases Research	WU-21-206/PO#ST00000	Washington University in Saint Louis	
93.856	I	185,125	-	Microbiology and Infectious Diseases Research	1(GG016891-01) G1573	Columbia University Trustees	
93.859	D	57,721,452	1,663,247	Biomedical Research and Research Training			
93.859	I	284,982	-	Biomedical Research and Research Training	N/A	Glycan Therapeutics, Inc.	
93.859	I	283	-	Biomedical Research and Research Training	N/A	Jackson Laboratory	
93.859	I	38,251	-	Biomedical Research and Research Training	0001017395	Fred Hutchinson Cancer Research Center	
93.859	I	93	-	Biomedical Research and Research Training	0023300(119860-1)	University of Pittsburgh	
93.859	I	127,242	-	Biomedical Research and Research Training	1090551-404471	Carnegie Mellon Univ	
93.859	I	89,795	-	Biomedical Research and Research Training	11650sc	University of California at San Francisco	
93.859	I	20,096	-	Biomedical Research and Research Training	13268SC	Univ Of California-San Francis	
93.859	I	72,107	-	Biomedical Research and Research Training	20-4720	Redbud Labs	
93.859	I	170,723	-	Biomedical Research and Research Training	2004080385	Johns Hopkins University	
93.859	I	405	-	Biomedical Research and Research Training	2005044580	Johns Hopkins University	
93.859	I	35	-	Biomedical Research and Research Training	2017-3475	University of California at Irvine (UCI)	
93.859	I	707	-	Biomedical Research and Research Training	2018002.01	Campbell University	
93.859	I	824	-	Biomedical Research and Research Training	2022-55	University Of Oklahoma	
93.859	I	60,551	-	Biomedical Research and Research Training	21-0773	Glycan Therapeutics, Inc.	
93.859	I	53,110	-	Biomedical Research and Research Training	21-0831	Epigenos Bioscience, Inc.	
93.859	I	48,326	-	Biomedical Research and Research Training	21-2647	Glycan Therapeutics, Inc.	
93.859	I	165	-	Biomedical Research and Research Training	212851A	University of Oregon	
93.859	I	16,815	-	Biomedical Research and Research Training	22-0663	Glycan Therapeutics, Inc.	
93.859	I	151,828	-	Biomedical Research and Research Training	3004653332/PO3006661	University of Michigan (UMICH)	
93.859	I	67,991	-	Biomedical Research and Research Training	3006158186	University of Michigan (UMICH)	
93.859	I	3,339	-	Biomedical Research and Research Training	52119	University of Arkansas for Medical Sciences	
93.859	I	(369)	-	Biomedical Research and Research Training	6134813/RFS2012016	University of Massachusetts	
93.859	I	71,632	-	Biomedical Research and Research Training	87367-11331	Cornell University	
93.859	I	21,070	-	Biomedical Research and Research Training	A031199	Duke University	
93.859	I	54,571	-	Biomedical Research and Research Training	ANI1005	Adamas Nanotechnologies, Inc.	
93.859	I	257	-	Biomedical Research and Research Training	FY2012-096	University Of Kansas	
93.859	I	22,697	-	Biomedical Research and Research Training	G0107-Y3	The Exploratorium	
93.859	I	2,403	-	Biomedical Research and Research Training	GB10488. PO #2173182	Univ Of Virginia	
93.859	I	4,165	-	Biomedical Research and Research Training	NH9022_UNC EP020018	Tufts University	
93.859	I	72,396	-	Biomedical Research and Research Training	OSP32239-02 WA01036	University of Massachusetts Medical School	
93.859	I	13,667	-	Biomedical Research and Research Training	PO-0000186157	Louisiana State University (LSU)	
93.859	I	(15,216)	-	Biomedical Research and Research Training	RC111979A	Michigan State University	
93.859	I	405	-	Biomedical Research and Research Training	RJ-193-G1/PO-5007401	Georgia Institute of Technology Research	
93.859	I	9,318	-	Biomedical Research and Research Training	VUMC75873	Vanderbilt University Medical Center	
93.865	D	36,078,401	12,674,692	Child Health and Human Development Extramural Research			
93.865	I	82,102	-	Child Health and Human Development Extramural Research	N/A	Center for Innovative Public Health Rese	
93.865	I	307	-	Child Health and Human Development Extramural Research	N/A	Duke University	
93.865	I	(48)	-	Child Health and Human Development Extramural Research	N/A	Duke University Medical Center	
93.865	I	(168,237)	-	Child Health and Human Development Extramural Research	N/A	George Washington University	
93.865	I	(92)	-	Child Health and Human Development Extramural Research	N/A	University of Alabama at Birmingham	
93.865	I	(465)	-	Child Health and Human Development Extramural Research	N/A	Vanderbilt University Medical Center	
93.865	I	(34)	-	Child Health and Human Development Extramural Research	N/A	Women and Infants Hospital of Rhode Isla	
93.865	I	(559)	-	Child Health and Human Development Extramural Research	000503311-001	University of Alabama at Birmingham	
93.865	I	31,033	-	Child Health and Human Development Extramural Research	000523794-SC002	University of Alabama at Birmingham	
93.865	I	56,633	-	Child Health and Human Development Extramural Research	000526015-SC002	University of Alabama at Birmingham	
93.865	I	40,711	-	Child Health and Human Development Extramural Research	1-312-0215374-52637L	Research Triangle Institute (RTI International)	
93.865	I	11,150	-	Child Health and Human Development Extramural Research	1-312-0216102-65094L	Research Triangle Institute (RTI International)	
93.865	I	16,609	-	Child Health and Human Development Extramural Research	1-312-0218239-66673L	Research Triangle Institute (RTI International)	
93.865	I	250,998	-	Child Health and Human Development Extramural Research	10201100.43/PO#11630	Boston Medical Center	
93.865	I	8,589	-	Child Health and Human Development Extramural Research	102469.001.001 / PO1	Family Health International	
93.865	I	6,723	-	Child Health and Human Development Extramural Research	11001106-008	Purdue University	

## SCHEDULE OF EXPENDITURES OF FEDERAL AWARDS (DETAIL)

For the Fiscal Year Ended June 30, 2022

Federal ALN	Direct/ Indirect	Program Expenditures	Amount Provided to Subrecipients	ALN Program Title	Pass-Through Entity Number	Pass-Through Entity Name	Additional Award Information
93.865	I	156,998	-	Child Health and Human Development Extramural Research	123915	The Brigham and Women's Hospital Inc.	
93.865	I	4,951	-	Child Health and Human Development Extramural Research	17-2667	Affinergy, Inc.	
93.865	I	13,466	2,120	Child Health and Human Development Extramural Research	18-2452	Studio Hagler LLC	
93.865	I	177,001	-	Child Health and Human Development Extramural Research	19-A0-00-1002957	New York University School of Medicine	
93.865	I	359,949	-	Child Health and Human Development Extramural Research	2-312-0216665-65432L	Research Triangle Institute (RTI International)	
93.865	I	4,799	-	Child Health and Human Development Extramural Research	20-0916	Plakous Therapeutics Inc.	
93.865	I	13,003	-	Child Health and Human Development Extramural Research	20-3723	Anelleo, Inc.	
93.865	I	274	-	Child Health and Human Development Extramural Research	20-4222	Medical College of Wisconsin	
93.865	I	8,622	-	Child Health and Human Development Extramural Research	2000-G-VM484	University of California at Los Angeles	
93.865	I	745	-	Child Health and Human Development Extramural Research	2005420703	Johns Hopkins University	
93.865	I	59,634	-	Child Health and Human Development Extramural Research	2018-3601	University of California at Irvine (UCI)	
93.865	I	7,603	-	Child Health and Human Development Extramural Research	2019-6-58223	California State Polytechnic University	
93.865	I	126,791	-	Child Health and Human Development Extramural Research	2020-0928	Palkous Therapeutics Inc.	
93.865	I	257	-	Child Health and Human Development Extramural Research	2033620 ZHD10SR-A	Duke University Medical Center	
93.865	I	(416)	-	Child Health and Human Development Extramural Research	2034511	Duke University Medical Center	
93.865	I	3,940	-	Child Health and Human Development Extramural Research	21-0177	CiceroDx, Inc.	
93.865	I	1,221,562	215,046	Child Health and Human Development Extramural Research	21-5554	George Washington University	
93.865	I	14,075	-	Child Health and Human Development Extramural Research	214189-5	Cornell University Weill Medical College	
93.865	I	344,541	-	Child Health and Human Development Extramural Research	21612-43392	Saint Louis University	
93.865	I	15,423	-	Child Health and Human Development Extramural Research	2831952	Duke Univ	
93.865	I	58,151	-	Child Health and Human Development Extramural Research	2831952-240023	Duke University	
93.865	I	2,837	-	Child Health and Human Development Extramural Research	2831952/PRO00100323/SPS 240023	Duke Univ	
93.865	I	92,725	-	Child Health and Human Development Extramural Research	3(GG014633-01)	Columbia University	
93.865	I	1,542	-	Child Health and Human Development Extramural Research	3021646	Duke University	
93.865	I	2,982	-	Child Health and Human Development Extramural Research	3021715	Duke University	
93.865	I	138,719	-	Child Health and Human Development Extramural Research	3021848	Duke University	
93.865	I	2,622	-	Child Health and Human Development Extramural Research	412579-19467	Virginia Tech	
93.865	I	69,440	-	Child Health and Human Development Extramural Research	5122763	Mucommune, LLC	
93.865	I	6	-	Child Health and Human Development Extramural Research	60032241 UNC	Northwestern University	
93.865	I	(71)	-	Child Health and Human Development Extramural Research	60032422 UNCCH	Northwestern University	
93.865	I	29,953	-	Child Health and Human Development Extramural Research	712-7549	Emma Pendleton Bradley Hospital	
93.865	I	450	-	Child Health and Human Development Extramural Research	9373	Women and Infants Hospital of Rhode Isla	
93.865	I	167,462	-	Child Health and Human Development Extramural Research	A03-1205	Duke University	
93.865	I	20,100	-	Child Health and Human Development Extramural Research	A03-5606	Duke University	
93.865	I	121,262	-	Child Health and Human Development Extramural Research	A031044	Duke University	
93.865	I	8,812	-	Child Health and Human Development Extramural Research	A031468	Duke University	
93.865	I	267,998	-	Child Health and Human Development Extramural Research	A031512	Duke University	
93.865	I	976	-	Child Health and Human Development Extramural Research	A033126	Duke University	
93.865	I	22,800	-	Child Health and Human Development Extramural Research	A034101	Duke University	
93.865	I	22,161	-	Child Health and Human Development Extramural Research	A034507	Duke University	
93.865	I	122,946	-	Child Health and Human Development Extramural Research	AWD00004558 (137036-	University of Pittsburgh	
93.865	I	5,897	-	Child Health and Human Development Extramural Research	C00071280-2	University of Missouri at Columbia	
93.865	I	341	-	Child Health and Human Development Extramural Research	F4330-02	New York University (NYU)	
93.865	I	3,521	-	Child Health and Human Development Extramural Research	FP00008136_SA002	Virginia Commonwealth University (VCU)	
93.865	I	18,865	-	Child Health and Human Development Extramural Research	FP00008924_SA002	Virginia Commonwealth University (VCU)	
93.865	I	212,898	-	Child Health and Human Development Extramural Research	FY2021-042	University of Kansas Center for Research	
93.865	I	240,697	-	Child Health and Human Development Extramural Research	GB10889/PO#2294229	Rector and Visitors of the University of Virginia	
93.865	I	89,083	-	Child Health and Human Development Extramural Research	M2102467	Texas A&M University	
93.865	I	37,774	-	Child Health and Human Development Extramural Research	N006344802	University of Minnesota	
93.865	I	22,251	-	Child Health and Human Development Extramural Research	OS00000517 SPC-00168	University of Miami	
93.865	I	120,805	-	Child Health and Human Development Extramural Research	OS00000518 SPC-0016	University of Miami	
93.865	I	33,891	-	Child Health and Human Development Extramural Research	OS00000519 PO#SPC-00	University of Miami	
93.865	I	29,235	-	Child Health and Human Development Extramural Research	PO 20003103 102634.0	Family Health International	
93.865	I	(460)	-	Child Health and Human Development Extramural Research	RC106691D	Michigan State University	
93.865	I	15,042	-	Child Health and Human Development Extramural Research	SC37547-02-05/PO1675	University of Denver	
93.865	I	20,582	-	Child Health and Human Development Extramural Research	SCON-00003159	University of Southern California (USC)	
93.865	I	269,790	-	Child Health and Human Development Extramural Research	SPC-001338	University of Miami	
93.865	I	16,075	-	Child Health and Human Development Extramural Research	SPC-1000004321/GR119	Ohio State University	
93.865	I	13,543	-	Child Health and Human Development Extramural Research	SUBAWARD 2831952	Duke Univ	
93.865	I	16,272	-	Child Health and Human Development Extramural Research	SUBAWARD 2831952 / PRO00105337	Duke Univ	
93.865	I	1,745	-	Child Health and Human Development Extramural Research	SUBAWARD 2831952/PRO00015829 /	Duke Univ	
93.865	I	9,525	-	Child Health and Human Development Extramural Research	SUBAWARD 2831952/SPS 240023	Duke Univ	
93.865	I	10,200	-	Child Health and Human Development Extramural Research	SUBK00012460	University of Michigan	
93.865	I	466,734	3,000	Child Health and Human Development Extramural Research	UNC20-315	Oak Crest Institute of Science	

## SCHEDULE OF EXPENDITURES OF FEDERAL AWARDS (DETAIL)

For the Fiscal Year Ended June 30, 2022

Federal ALN	Direct/ Indirect	Program Expenditures	Amount Provided to		ALN Program Title	Pass-Through Entity Number	Pass-Through Entity Name	Additional Award Information
			Subrecipients					
93.865	I	63,006	-	-	Child Health and Human Development Extramural Research	UWSC13108 PO 59689	University of Washington	
93.865	I	10,692	-	-	Child Health and Human Development Extramural Research	VUMC86264	Vanderbilt University Medical Center	
93.865	I	13,721	-	-	Child Health and Human Development Extramural Research	WU-19-342-MOD2	Washington University in Saint Louis	
93.865	I	132,032	-	-	Child Health and Human Development Extramural Research	WU-19-418	Washington University in Saint Louis	
93.865	I	33,886	-	-	Child Health and Human Development Extramural Research	WU-22-0254	Washington University in Saint Louis	
93.866	D	21,811,503	2,651,574	-	Aging Research			
93.866	I	84,322	-	-	Aging Research	N/A	Aestas Pharma, Inc.	
93.866	I	19,530	-	-	Aging Research	N/A	Cylerus, Inc	
93.866	I	9,966	-	-	Aging Research	N/A	SynchroHealth, LLC	
93.866	I	321,925	-	-	Aging Research	00001376	Brown University	
93.866	I	165,153	-	-	Aging Research	00001499	Brown University	
93.866	I	8,547	-	-	Aging Research	00001574	Brown University	
93.866	I	8,631	-	-	Aging Research	0353-01	Oklahoma Medical Research Foundation	
93.866	I	49,252	-	-	Aging Research	1(GG015834-03)	Columbia University	
93.866	I	46,649	-	-	Aging Research	10056382-01-UNC U00	University of Utah	
93.866	I	76,905	-	-	Aging Research	117381028 / PO# S900	University of California at San Diego	
93.866	I	4,347	-	-	Aging Research	15318-04-03/04FFS (ASP-XT)	Hennepin Healthcare Research Institute	
93.866	I	293,058	-	-	Aging Research	1559351 1001381571	University of Colorado at Boulder	
93.866	I	32,976	-	-	Aging Research	180-101090-550034	Wake Forest University	
93.866	I	19,507	-	-	Aging Research	1935 G ZA111	University of California at Los Angeles	
93.866	I	23,904	-	-	Aging Research	20-M67	George Washington University	
93.866	I	(423)	-	-	Aging Research	2002346265	Johns Hopkins University	
93.866	I	558,003	-	-	Aging Research	2003475848	Johns Hopkins University	
93.866	I	39,511	-	-	Aging Research	2004079614	Johns Hopkins University	
93.866	I	6,115	-	-	Aging Research	2004808341	Johns Hopkins University	
93.866	I	26,487	-	-	Aging Research	2005089644	Johns Hopkins University	
93.866	I	(699)	-	-	Aging Research	2014-1244	Doty Scientific, Inc.	
93.866	I	15,244	-	-	Aging Research	2021-1609	Regents of the University of California	
93.866	I	33,626	-	-	Aging Research	2022GC0399	University of Texas at Arlington	
93.866	I	5,692	-	-	Aging Research	245360 7912	Duke University	
93.866	I	47,496	-	-	Aging Research	30340SUB53046 / PO17	University of Vermont	
93.866	I	44,559	-	-	Aging Research	30917-05467-S01	Syracuse University	
93.866	I	7,020	6,500	-	Aging Research	30917-05467-S04	Syracuse University	
93.866	I	1,050	-	-	Aging Research	33211A PO 823551	Albert Einstein College of Medicine Inc	
93.866	I	5,315	-	-	Aging Research	33222A PO 857935	Albert Einstein College of Medicine Inc	
93.866	I	19,417	-	-	Aging Research	412557-19071	Virginia Polytechnic Institute and State University	
93.866	I	(383)	-	-	Aging Research	432102-19071	Virginia Polytechnic Institute and State University	
93.866	I	2,781	-	-	Aging Research	500729-78050	Northeastern University	
93.866	I	32,034	-	-	Aging Research	501668SG2233	DePaul University	
93.866	I	647	-	-	Aging Research	5020267_SERV	Tufts Medical Center	
93.866	I	21,714	-	-	Aging Research	571259	Univ Of Pennsylvania	
93.866	I	4,911	-	-	Aging Research	582392	Trustees of the Univ. of Pennsylvania	
93.866	I	154,544	-	-	Aging Research	583547 PO#4762135	Univ Of Pennsylvania	
93.866	I	(512)	-	-	Aging Research	60041739 UNC	Northwestern University	
93.866	I	22,168	-	-	Aging Research	62721993-229854	Stanford University	
93.866	I	80,304	-	-	Aging Research	674K531	University of Wisconsin at Madison	
93.866	I	34,380	13,800	-	Aging Research	7(GG013385-16)	Columbia University	
93.866	I	6,212	-	-	Aging Research	8733_UNC	Trustees of Indiana University	
93.866	I	24,533	-	-	Aging Research	90108	Hebrew Rehabilitation Center	
93.866	I	32,475	-	-	Aging Research	91561	Hebrew Rehabilitation Center	
93.866	I	(838)	-	-	Aging Research	9SB1AG059313	Cytex Therapeutics, Inc	
93.866	I	17,449	-	-	Aging Research	A03-3189	Duke University	
93.866	I	34,278	-	-	Aging Research	A03-3211	Duke University	
93.866	I	26,357	-	-	Aging Research	A030931	Duke University	
93.866	I	92,844	-	-	Aging Research	A032814	Duke University	
93.866	I	77,276	-	-	Aging Research	A034122	Duke University	
93.866	I	69,304	-	-	Aging Research	A034259	Duke University	
93.866	I	87,695	-	-	Aging Research	A035412	Duke University	
93.866	I	50,928	-	-	Aging Research	A035414	Duke University	
93.866	I	13,023	-	-	Aging Research	A035417	Duke University	
93.866	I	79,193	-	-	Aging Research	A035419	Duke University	
93.866	I	79,497	-	-	Aging Research	A035421	Duke University	
93.866	I	66,354	-	-	Aging Research	A035424	Duke University	
93.866	I	60,845	-	-	Aging Research	A18-0168-S001	University of California at Davis (UCD)	

## SCHEDULE OF EXPENDITURES OF FEDERAL AWARDS (DETAIL)

For the Fiscal Year Ended June 30, 2022

Federal ALN	Direct/ Indirect	Program Expenditures	Amount Provided to		ALN Program Title	Pass-Through Entity Number	Pass-Through Entity Name	Additional Award Information
			Subrecipients					
93.866	I	44,384	-	-	Aging Research	A21-0041-S001	Rensselaer Polytechnic Institute (RPI)	
93.866	I	1,342,494	-	-	Aging Research	A377279	Emory University (EU)	
93.866	I	8,188	-	-	Aging Research	A463111	Emory University (EU)	
93.866	I	1,577,068	-	-	Aging Research	A548199	Emory University (EU)	
93.866	I	12,295	-	-	Aging Research	AG069476-ECU01	Pennington Biomedical Research Center	
93.866	I	7,487	-	-	Aging Research	AWD00004796 (136884-	University of Pittsburgh	
93.866	I	47,379	-	-	Aging Research	AWD062370 SUB0000045	University of Chicago	
93.866	I	17,137	-	-	Aging Research	Agreement Effective 03/23/2021	VeraSci LLC	
93.866	I	101,666	-	-	Aging Research	B001018428	University of Massachusetts at Boston	
93.866	I	19,138	-	-	Aging Research	CHA-263134	Mayo Clinic in Rochester	
93.866	I	(19,060)	-	-	Aging Research	CHH-263134-01/ 67509	Mayo Clinic	
93.866	I	74,847	-	-	Aging Research	CHH-263134-02/ 68234	Mayo Clinic	
93.866	I	9,613	-	-	Aging Research	F1574-02 PO IB00465424	New York University	
93.866	I	(397)	-	-	Aging Research	GR1111287 (CON-800027	Yale University	
93.866	I	66,374	-	-	Aging Research	OS00000610/SPC-00257	University of Miami	
93.866	I	133,145	-	-	Aging Research	PO 519285 AWD-002617	Georgia Institute of Technology	
93.866	I	219,449	-	-	Aging Research	PO S9002633/703061	University of California at San Diego	
93.866	I	55,734	-	-	Aging Research	R01AG062200-03S1UNC1	Pennington Biomedical Research Center	
93.866	I	13,288	-	-	Aging Research	RC110107A	Michigan State University	
93.866	I	13,413	-	-	Aging Research	SP14124	University of Mississippi Medical Center	
93.866	I	62,593	-	-	Aging Research	SPC-1000005361 / GR1	Ohio State University	
93.866	I	11,133	-	-	Aging Research	STE2196-14	Northern California Institute for Research	
93.866	I	189	-	-	Aging Research	SUBAWARD NO: 15267-04-01FFS	Hennepin Healthcare Research Institute	
93.866	I	6,361	-	-	Aging Research	Subaward No: L03030302-Sub02	Rush University Medical Center	
93.866	I	39,622	-	-	Aging Research	Subaward No: Overman 21-001	Elon University	
93.866	I	6,421	-	-	Aging Research	UTA18-000524	University of Texas at Austin	
93.866	I	165,349	-	-	Aging Research	UWSC12782	University of Washington	
93.866	I	38,636	-	-	Aging Research	UWSC12782/ PO 065211	University of Washington	
93.866	I	10,922	-	-	Aging Research	WUHS 441391	Wake Forest University	
93.867	D	1,470,874	209,570	-	Vision Research			
93.867	I	46,664	-	-	Vision Research	N/A	Bedrock Therapeutics	
93.867	I	42,251	-	-	Vision Research	N/A	Epigenos Bioscience, Inc.	
93.867	I	14,236	-	-	Vision Research	N/A	Jaeb Center for Health Research Foundation	
93.867	I	(380)	-	-	Vision Research	10018990-01	University of Utah	
93.867	I	32,673	-	-	Vision Research	10048893-01	University of Utah	
93.867	I	42,789	-	-	Vision Research	17710	University of Illinois	
93.867	I	1,277	-	-	Vision Research	2018-2386	Retinal Care	
93.867	I	52,896	-	-	Vision Research	2019-1724	Biomarck Pharmaceuticals	
93.867	I	27,030	-	-	Vision Research	2020-0615	Retinal Care	
93.867	I	75,667	-	-	Vision Research	2021-1818	Retinal Care	
93.867	I	15,863	-	-	Vision Research	AWD00002082	University of Pittsburgh	
93.867	I	43,547	-	-	Vision Research	LUM-1901A	Lummedica, Inc.	
93.867	I	26,879	-	-	Vision Research	R41EY033262	Bedrock Therapeutics	
93.876	D	197,635	-	-	Antimicrobial Resistance Surveillance in Retail Food Specimens			
93.877	D	65,523	-	-	Autism Collaboration, Accountability, Research, Education, and Support			
93.877	I	2,736	-	-	Autism Collaboration, Accountability, Research, Education, and Support	05-21-8840	Association of University Centers on	
93.877	I	8,812	-	-	Autism Collaboration, Accountability, Research, Education, and Support	1557 G ZB481	University of California at Los Angeles	
93.877	I	8,750	-	-	Autism Collaboration, Accountability, Research, Education, and Support	1557PZB444	University of California at Los Angeles	
93.879	D	1,185,680	198,428	-	Medical Library Assistance			
93.879	I	(454)	-	-	Medical Library Assistance	10028048-01	University of Utah	
93.879	I	13,002	-	-	Medical Library Assistance	3002066 PO 10000091	University of Maryland at Baltimore (UMB)	
93.884	D	838,264	381,155	-	Grants for Primary Care Training and Enhancement			
93.898	I	14,420	-	-	Cancer Prevention and Control Programs for State, Territorial and Tribal Organizations	3409024960	Oklahoma State Department of Health	
93.913	I	69,993	-	-	Grants to States for Operation of State Offices of Rural Health	GR403952	Brandeis University	
93.918	D	706,244	196,995	-	Grants to Provide Outpatient Early Intervention Services with Respect to HIV Disease			
93.926	D	263,143	-	-	Healthy Start Initiative			
93.928	I	2,980	-	-	Special Projects of National Significance	309-0125	Duke University	
93.939	I	61,993	-	-	HIV Prevention Activities Non-Governmental Organization Based	13748	EMMES Corporation	
93.941	D	325,550	33,154	-	HIV Demonstration, Research, Public and Professional Education Projects			
93.941	I	19,504	-	-	HIV Demonstration, Research, Public and Professional Education Projects	458-45117-1000011580	Wake Forest University Health Sciences	
93.941	I	4,036	-	-	HIV Demonstration, Research, Public and Professional Education Projects	A369433	Emory University (EU)	
93.941	I	(60)	-	-	HIV Demonstration, Research, Public and Professional Education Projects	WUHS 115785	Wake Forest University Health Sciences	
93.945	D	775,456	25,104	-	Assistance Programs for Chronic Disease Prevention and Control			
93.945	I	22,713	-	-	Assistance Programs for Chronic Disease Prevention and Control	0618-076	Alaska Department of Health and Social S	

## SCHEDULE OF EXPENDITURES OF FEDERAL AWARDS (DETAIL)

For the Fiscal Year Ended June 30, 2022

Federal ALN	Direct/ Indirect	Program Expenditures	Amount Provided to		ALN Program Title	Pass-Through Entity Number	Pass-Through Entity Name	Additional Award Information
			Subrecipients					
93.945	I	677	-	-	Assistance Programs for Chronic Disease Prevention and Control	21-4177	University of South Carolina (USC)	
93.945	I	135,418	-	-	Assistance Programs for Chronic Disease Prevention and Control	Subcontract CDC_0002	Crohn's and Colitis Foundation of America	
93.958	I	210,436	75,514	-	Block Grants for Community Mental Health Services	121289	Sandhills Center	
93.958	I	140,663	-	-	Block Grants for Community Mental Health Services	359000020	Duke University	
93.959	I	10,000	-	-	Block Grants for Prevention and Treatment of Substance Abuse	MOU Signed 1/27/21	Governor's Institute on Substance Abuse	
93.969	D	816,727	166,486	-	PPHF Geriatric Education Centers			
93.969	I	44,088	-	-	PPHF Geriatric Education Centers	ULRF_19-0740S2-01	University of Louisville Research Foundation, Inc	
93.978	I	42,453	-	-	Sexually Transmitted Diseases (STD) Provider Education Grants	102644	Family Health International	
93.989	D	4,125,449	1,553,490	-	International Research and Research Training			
93.989	I	56,795	-	-	International Research and Research Training	1670 PO 1399181	Rutgers the State University of New Jersey	
93.989	I	24,573	-	-	International Research and Research Training	210831	Wheaton College	
93.989	I	313	-	-	International Research and Research Training	60035474 UNC	Northwestern University	
93.989	I	17,730	-	-	International Research and Research Training	S005253	Stellenbosch University	
93.989	I	431	-	-	International Research and Research Training	VUMC 34750	Vanderbilt University Medical Center	
93.RD	D	23,531	-	-	U. S. Department of Health and Human Services			21IPA2116240
93.RD	D	48,520	-	-	U. S. Department of Health and Human Services			75D30121C11587
93.RD	D	2,169	-	-	U. S. Department of Health and Human Services			75F40119P10174
93.RD	D	203,376	140,180	-	U. S. Department of Health and Human Services			75F40121C00065
93.RD	D	35,914	-	-	U. S. Department of Health and Human Services			75F40121C00123
93.RD	D	48	-	-	U. S. Department of Health and Human Services			A11-0586-001
93.RD	D	324	-	-	U. S. Department of Health and Human Services			A11-1393-001
93.RD	D	702	-	-	U. S. Department of Health and Human Services			A12-0462-001
93.RD	D	35	-	-	U. S. Department of Health and Human Services			A12-0856-001
93.RD	D	(216)	-	-	U. S. Department of Health and Human Services			A12-1497-001
93.RD	D	(534)	-	-	U. S. Department of Health and Human Services			A13-0860-001
93.RD	D	379	-	-	U. S. Department of Health and Human Services			A13-1297-001
93.RD	D	(75)	-	-	U. S. Department of Health and Human Services			A14-0202-001
93.RD	D	118	-	-	U. S. Department of Health and Human Services			A14-1549-001
93.RD	D	565	-	-	U. S. Department of Health and Human Services			A15-1283-001
93.RD	D	15,200	-	-	U. S. Department of Health and Human Services			A16-1957-001
93.RD	D	1,440,715	677,644	-	U. S. Department of Health and Human Services			A17-0674-011
93.RD	D	387,784	293,718	-	U. S. Department of Health and Human Services			A17-0687-007
93.RD	D	136,786	-	-	U. S. Department of Health and Human Services			A17-1593-005
93.RD	D	438,524	-	-	U. S. Department of Health and Human Services			A17-1593-007
93.RD	D	4,979	-	-	U. S. Department of Health and Human Services			A17-1593-008
93.RD	D	912,491	-	-	U. S. Department of Health and Human Services			A17-1593-009
93.RD	D	233,631	-	-	U. S. Department of Health and Human Services			A17-1593-010
93.RD	D	12,623	-	-	U. S. Department of Health and Human Services			A17-1593-011
93.RD	D	215,969	-	-	U. S. Department of Health and Human Services			A17-1593-013
93.RD	D	221,264	-	-	U. S. Department of Health and Human Services			A17-1593-016
93.RD	D	99,126	-	-	U. S. Department of Health and Human Services			A17-1593-017
93.RD	D	23,325	-	-	U. S. Department of Health and Human Services			A17-1593-018
93.RD	D	27,737	-	-	U. S. Department of Health and Human Services			A17-1593-019
93.RD	D	(416)	-	-	U. S. Department of Health and Human Services			A17-1652-001
93.RD	D	(4,298)	-	-	U. S. Department of Health and Human Services			A17-1671-001
93.RD	D	1	-	-	U. S. Department of Health and Human Services			A18-0296-001
93.RD	D	24,498	-	-	U. S. Department of Health and Human Services			A18-1056-003
93.RD	D	225,005	50,309	-	U. S. Department of Health and Human Services			A18-1208-001
93.RD	D	260,873	22,087	-	U. S. Department of Health and Human Services			A18-1208-004
93.RD	D	926,254	259,930	-	U. S. Department of Health and Human Services			A19-0308-005
93.RD	D	2,032,197	-	-	U. S. Department of Health and Human Services			A19-0308-006
93.RD	D	34,861	-	-	U. S. Department of Health and Human Services			A19-0408-002
93.RD	D	8,559	-	-	U. S. Department of Health and Human Services			A19-0439-003
93.RD	D	1,072,572	298,323	-	U. S. Department of Health and Human Services			A19-0561-001
93.RD	D	340,674	-	-	U. S. Department of Health and Human Services			A19-0625-001
93.RD	D	118,323	118,323	-	U. S. Department of Health and Human Services			A19-0650-001
93.RD	D	984,091	177,853	-	U. S. Department of Health and Human Services			A19-0650-007
93.RD	D	1,050,543	-	-	U. S. Department of Health and Human Services			A19-0650-009
93.RD	D	1,146,313	55,799	-	U. S. Department of Health and Human Services			A19-0650-010
93.RD	D	300,175	-	-	U. S. Department of Health and Human Services			A19-0650-012
93.RD	D	110,769	-	-	U. S. Department of Health and Human Services			A19-0982-003
93.RD	D	126,765	-	-	U. S. Department of Health and Human Services			A19-0982-004
93.RD	D	41,012	-	-	U. S. Department of Health and Human Services			A19-1377-001
93.RD	D	52,440	-	-	U. S. Department of Health and Human Services			A19-1528-001

## SCHEDULE OF EXPENDITURES OF FEDERAL AWARDS (DETAIL)

For the Fiscal Year Ended June 30, 2022

Federal ALN	Direct/ Indirect	Program Expenditures	Amount Provided to Subrecipients	ALN Program Title	Pass-Through Entity Number	Pass-Through Entity Name	Additional Award Information
93.RD	D	773,785	4,074	U. S. Department of Health and Human Services			A20-0182-001
93.RD	D	849,012	-	U. S. Department of Health and Human Services			A20-0284-001
93.RD	D	862	-	U. S. Department of Health and Human Services			A20-0366-002
93.RD	D	(8,833)	-	U. S. Department of Health and Human Services			A20-0427-001
93.RD	D	1,410,272	-	U. S. Department of Health and Human Services			A20-0440-001
93.RD	D	268,799	-	U. S. Department of Health and Human Services			A20-0440-003
93.RD	D	324,277	-	U. S. Department of Health and Human Services			A20-0491-001
93.RD	D	37,387	-	U. S. Department of Health and Human Services			A20-0791-002
93.RD	D	118,051	-	U. S. Department of Health and Human Services			A20-0791-003
93.RD	D	21,326	-	U. S. Department of Health and Human Services			A20-1325-001
93.RD	D	802,478	-	U. S. Department of Health and Human Services			A20-1553-001
93.RD	D	5,770	-	U. S. Department of Health and Human Services			A21-0156-001
93.RD	D	23,598	-	U. S. Department of Health and Human Services			A21-0156-002
93.RD	D	6,504	-	U. S. Department of Health and Human Services			A21-0157-001
93.RD	D	20,540	-	U. S. Department of Health and Human Services			A21-0284-001
93.RD	D	7,771	-	U. S. Department of Health and Human Services			A21-0313-001
93.RD	D	16,103	-	U. S. Department of Health and Human Services			A21-0501-003
93.RD	D	2,241	-	U. S. Department of Health and Human Services			A21-0839-001
93.RD	D	24,914	-	U. S. Department of Health and Human Services			A21-1444-001
93.RD	D	115,578	-	U. S. Department of Health and Human Services			A21-1706-001
93.RD	D	8,705	-	U. S. Department of Health and Human Services			A22-0171-001
93.RD	D	55,760	-	U. S. Department of Health and Human Services			A22-0454-001
93.RD	D	3,640	-	U. S. Department of Health and Human Services			A22-0559-001
93.RD	D	1,033,084	55,005	U. S. Department of Health and Human Services			A22-0654-001
93.RD	D	43,149	-	U. S. Department of Health and Human Services			A22-0805-001
93.RD	D	54,337	-	U. S. Department of Health and Human Services			A22-1085-001
93.RD	D	9,702	-	U. S. Department of Health and Human Services			HHSF2232018100261
93.RD	I	2,093	-	U. S. Department of Health and Human Services	N/A	Alliance NCTN Foundation	A19-1481-001
93.RD	I	657	-	U. S. Department of Health and Human Services	N/A	American Institutes for Research (AIR)	A13-0713-001
93.RD	I	142	-	U. S. Department of Health and Human Services	N/A	Atlas Research, LLC	A16-0688-001
93.RD	I	(184,350)	-	U. S. Department of Health and Human Services	N/A	Brigham and Women's Hospital	A10-1773-001
93.RD	I	266,613	-	U. S. Department of Health and Human Services	N/A	Cell Microsystems, Inc.	A18-1480-002
93.RD	I	5,619	-	U. S. Department of Health and Human Services	N/A	Duke University	A19-1075-001
93.RD	I	(647)	-	U. S. Department of Health and Human Services	N/A	Emory University (EU)	A17-0837-001
93.RD	I	10	-	U. S. Department of Health and Human Services	N/A	Ercole Biotech, Inc.	A08-1509-001
93.RD	I	(329)	-	U. S. Department of Health and Human Services	N/A	JBS International Inc.	A14-0486-001
93.RD	I	361,040	-	U. S. Department of Health and Human Services	N/A	Jaeb Center for Health Research Foundation	A20-1413-001
93.RD	I	342,976	-	U. S. Department of Health and Human Services	N/A	MacroGenics, Inc.	A16-1013-001
93.RD	I	99	-	U. S. Department of Health and Human Services	N/A	MacroGenics, Inc.	A16-1938-001
93.RD	I	6,307	-	U. S. Department of Health and Human Services	N/A	National Marrow Donor Program	A19-1611-001
93.RD	I	15,785	-	U. S. Department of Health and Human Services	N/A	National Marrow Donor Program	A19-1752-001
93.RD	I	(7,534)	-	U. S. Department of Health and Human Services	N/A	National Marrow Donor Program	A20-0535-001
93.RD	I	24	-	U. S. Department of Health and Human Services	N/A	Quality Resource Systems (QRS), Inc.	A11-0690-001
93.RD	I	51	-	U. S. Department of Health and Human Services	N/A	Wake Forest University	A13-0669-001
93.RD	I	18	-	U. S. Department of Health and Human Services	000-12-0005	DARTNet Institute	A16-1256-001
93.RD	I	270	-	U. S. Department of Health and Human Services	0000724840	Fred Hutchinson Cancer Research Center	A13-0483-005
93.RD	I	(501)	-	U. S. Department of Health and Human Services	0000724840	Fred Hutchinson Cancer Research Center	A13-0483-008
93.RD	I	65,187	-	U. S. Department of Health and Human Services	0001063248	Fred Hutchinson Cancer Research Center	A21-0991-001
93.RD	I	26,407	-	U. S. Department of Health and Human Services	0001063248	Fred Hutchinson Cancer Research Center	A21-0991-003
93.RD	I	(188)	-	U. S. Department of Health and Human Services	0005000918-T005-SC011	University of Alabama at Birmingham	A13-1631-001
93.RD	I	67,423	-	U. S. Department of Health and Human Services	000523931-001	University of Alabama at Birmingham	A21-1620-001
93.RD	I	15,397	-	U. S. Department of Health and Human Services	1-312-0217706-66149L	Research Triangle Institute (RTI International)	A21-0352-001
93.RD	I	117,675	-	U. S. Department of Health and Human Services	1-312-0218236-66618L	Research Triangle Institute (RTI International)	A22-0731-001
93.RD	I	22,151	-	U. S. Department of Health and Human Services	1-340-0216681-65421L	Research Triangle Institute (RTI International)	A19-0889-001
93.RD	I	1,684	-	U. S. Department of Health and Human Services	10-312-0213618-52723	Research Triangle Institute (RTI International)	A17-0759-002
93.RD	I	176,613	-	U. S. Department of Health and Human Services	1001384-UNC	Versiti Wisconsin, Inc. aka Versiti Blood	A21-1067-001
93.RD	I	62,007	-	U. S. Department of Health and Human Services	1001591587 FY22.113	University of Colorado Denver	A22-0516-001
93.RD	I	118,543	-	U. S. Department of Health and Human Services	1001629480 FY22.1135	University of Colorado Denver	A22-0516-003
93.RD	I	19,136	-	U. S. Department of Health and Human Services	10062149-01-UNC	University of Utah	A22-1100-001
93.RD	I	6	-	U. S. Department of Health and Human Services	112255	Wake Forest University Health Sciences	A15-1262-001
93.RD	I	75,704	-	U. S. Department of Health and Human Services	1214-45121-110000004	Wake Forest University Health Sciences	A22-0644-001
93.RD	I	87	-	U. S. Department of Health and Human Services	13XS132ST	SAIC-Frederick, Inc.	A13-1283-001
93.RD	I	18,094	-	U. S. Department of Health and Human Services	1557 P ZA399	University of California at Los Angeles	A22-0661-001
93.RD	I	25,331	-	U. S. Department of Health and Human Services	16-2910/PO2000005316	University of South Carolina (USC)	A16-1915-001



## SCHEDULE OF EXPENDITURES OF FEDERAL AWARDS (DETAIL)

For the Fiscal Year Ended June 30, 2022

Federal ALN	Direct/ Indirect	Program Expenditures	Amount Provided to Subrecipients	ALN Program Title	Pass-Through Entity Number	Pass-Through Entity Name	Additional Award Information
93.RD	I	14,730	-	U. S. Department of Health and Human Services	16-312-0214448-52718	Research Triangle Institute (RTI International)	A17-1592-001
93.RD	I	845,622	414,363	U. S. Department of Health and Human Services	17-312-0217571-66099	Research Triangle Institute (RTI International)	A21-0462-001
93.RD	I	6,270	-	U. S. Department of Health and Human Services	17049.UNC.01	Child Trends	A22-1035-001
93.RD	I	2,234	-	U. S. Department of Health and Human Services	17184.UNC.01	Child Trends	A22-1036-001
93.RD	I	480	-	U. S. Department of Health and Human Services	178859	Duke University Clinical Research Institute	A12-0569-001
93.RD	I	692,839	-	U. S. Department of Health and Human Services	17X011	Leidos Biomedical Research, Inc	A17-1423-001
93.RD	I	5,635	-	U. S. Department of Health and Human Services	17X011 TASK ORDER 7	Leidos Biomedical Research, Inc	A17-1423-019
93.RD	I	153,885	-	U. S. Department of Health and Human Services	17X011F8	Leidos Biomedical Research, Inc	A17-1423-025
93.RD	I	26,083	-	U. S. Department of Health and Human Services	19-312-0214780-65388	Research Triangle Institute (RTI International)	A19-0585-001
93.RD	I	37,262	-	U. S. Department of Health and Human Services	2-312-0216363-65862L	Research Triangle Institute (RTI International)	A20-1318-001
93.RD	I	(132)	-	U. S. Department of Health and Human Services	2-312-0216363-65862L	Research Triangle Institute (RTI International)	A20-1318-002
93.RD	I	366,179	-	U. S. Department of Health and Human Services	2-312-0217290-66216L	Research Triangle Institute (RTI International)	A21-0873-001
93.RD	I	6,652	-	U. S. Department of Health and Human Services	2-312-0217290-66216L	Research Triangle Institute (RTI International)	A21-0873-003
93.RD	I	4,737	-	U. S. Department of Health and Human Services	2-312-0217886-66432L	Research Triangle Institute (RTI International)	A21-1581-001
93.RD	I	14,954	-	U. S. Department of Health and Human Services	20-312-0214643-65059	Research Triangle Institute (RTI International)	A18-0619-001
93.RD	I	38,701	-	U. S. Department of Health and Human Services	2005480097	Johns Hopkins University	A22-1304-001
93.RD	I	143	-	U. S. Department of Health and Human Services	2012-03-0327-01	Association of Maternal and Child Health	A12-0993-001
93.RD	I	(212)	-	U. S. Department of Health and Human Services	2013156199/HHSN26120	Kaiser Permanente Washington Health Rese	A12-0951-004
93.RD	I	1,358	-	U. S. Department of Health and Human Services	2017.707.001UNC	Academy Health	A18-0395-004
93.RD	I	67,641	-	U. S. Department of Health and Human Services	2017.707.001UNC	Academy Health	A18-0395-005
93.RD	I	7,250	-	U. S. Department of Health and Human Services	2020-1071	Eyedes Biosciences, LLC	2020-1071 1R41EY029185-01
93.RD	I	143,331	-	U. S. Department of Health and Human Services	2021-0254	Centers for Disease Control & Prevention	75D30121C10186
93.RD	I	331,787	-	U. S. Department of Health and Human Services	2021-0255	Centers for Disease Control & Prevention	75D30121C10561
93.RD	I	73,324	-	U. S. Department of Health and Human Services	2021-0481	Food & Drug Administration	75F40120C00124
93.RD	I	138,823	-	U. S. Department of Health and Human Services	2021-0864	Ramona Optics	2R44OD024879-04
93.RD	I	2,693	-	U. S. Department of Health and Human Services	2022-0010	Connecticut Department of Public Health	A22-0440-001
93.RD	I	704	-	U. S. Department of Health and Human Services	2033566/HHSN26820053	Duke University	A13-1185-002
93.RD	I	2,338	-	U. S. Department of Health and Human Services	2038152	Duke University	A16-1108-001
93.RD	I	17	-	U. S. Department of Health and Human Services	2038509	Duke University	A14-1393-001
93.RD	I	(57)	-	U. S. Department of Health and Human Services	2038782	Duke University	A15-1091-001
93.RD	I	50,092	-	U. S. Department of Health and Human Services	21X222	Leidos Biomedical Research, Inc	A22-1023-001
93.RD	I	4,893	-	U. S. Department of Health and Human Services	226749	Duke University	A18-1627-001
93.RD	I	(2,538)	-	U. S. Department of Health and Human Services	235432	Duke University	A11-1616-001
93.RD	I	67,633	-	U. S. Department of Health and Human Services	24-312-0213618-66189L	RTI International	GS-10F-0097L
93.RD	I	58,369	-	U. S. Department of Health and Human Services	243698/ 2262250	Duke University Clinical Research Institute	A20-0966-003
93.RD	I	7	-	U. S. Department of Health and Human Services	243698/ 252090	Duke University Clinical Research Institute	A20-0966-001
93.RD	I	3,653	-	U. S. Department of Health and Human Services	25-312-0214643-65338	Research Triangle Institute (RTI International)	A19-0420-001
93.RD	I	6,559	-	U. S. Department of Health and Human Services	250543	Duke University	A20-1309-001
93.RD	I	10,164	-	U. S. Department of Health and Human Services	257758	Duke University	A20-1347-001
93.RD	I	143,030	-	U. S. Department of Health and Human Services	27-312-0214643-65684	Research Triangle Institute (RTI International)	A20-0541-001
93.RD	I	23,654	-	U. S. Department of Health and Human Services	283-4199	Duke University	A21-1704-001
93.RD	I	86	-	U. S. Department of Health and Human Services	2U01GH000486-SA1	Centre for Infectious Disease Research	A13-1526-005
93.RD	I	41,946	-	U. S. Department of Health and Human Services	30029-02-187-367	La Jolla Institute for Allergy and Immunology	A20-1046-002
93.RD	I	44,847	-	U. S. Department of Health and Human Services	30029-03-187-367	La Jolla Institute for Allergy and Immunology	A20-1046-004
93.RD	I	86,764	-	U. S. Department of Health and Human Services	3RJJK7	University of New Mexico at Albuquerque	A21-0568-001
93.RD	I	786,275	-	U. S. Department of Health and Human Services	3RJJK7_1NC	University of New Mexico at Albuquerque	A21-0608-001
93.RD	I	25,518	-	U. S. Department of Health and Human Services	418-100720-330271	Wake Forest University	A21-0543-001
93.RD	I	48,918	-	U. S. Department of Health and Human Services	418-45116-1100000063	Wake Forest University	A21-0543-003
93.RD	I	16,075	-	U. S. Department of Health and Human Services	430429	University of Arizona	A17-1737-001
93.RD	I	269	-	U. S. Department of Health and Human Services	451	Association of University Centers on	A11-0507-001
93.RD	I	36,287	-	U. S. Department of Health and Human Services	4SUB00002146	University of Georgia Research Foundation	A20-0645-004
93.RD	I	99,080	-	U. S. Department of Health and Human Services	50514X06832	Mathematica, Inc	A21-0852-001
93.RD	I	312,090	-	U. S. Department of Health and Human Services	51872	Abt Associates, Inc.	A21-0879-001
93.RD	I	(625)	-	U. S. Department of Health and Human Services	530	University of Maryland at Baltimore (UMB)	A15-0522-001
93.RD	I	15,444	-	U. S. Department of Health and Human Services	582751	University of Pennsylvania Board of Trustees	A22-0905-001
93.RD	I	11,529	-	U. S. Department of Health and Human Services	6-312-0217597-66849L	Research Triangle Institute (RTI International)	A22-0863-001
93.RD	I	29,971	-	U. S. Department of Health and Human Services	62456188-184638	Leland Stanford Junior University (LSJU)	A21-1596-001
93.RD	I	140	-	U. S. Department of Health and Human Services	6473-S07	Westat, Inc.	A19-1646-001
93.RD	I	22,161	-	U. S. Department of Health and Human Services	6473-S07	Westat, Inc.	A19-1646-003
93.RD	I	(285)	-	U. S. Department of Health and Human Services	6632.01-S02	Westat, Inc.	A19-0974-002
93.RD	I	511,605	-	U. S. Department of Health and Human Services	6793-02-S010	Westat, Inc.	A22-0652-001
93.RD	I	12,000	-	U. S. Department of Health and Human Services	6793-02-S010	Westat, Inc.	A22-0652-003
93.RD	I	22,695	-	U. S. Department of Health and Human Services	710-7147144	Miriam Hospital	A20-1210-002
93.RD	I	2,365	-	U. S. Department of Health and Human Services	710-7147144	Miriam Hospital	A20-1210-003

**SCHEDULE OF EXPENDITURES OF FEDERAL AWARDS (DETAIL)**

For the Fiscal Year Ended June 30, 2022

Federal ALN	Direct/ Indirect	Program Expenditures	Amount Provided to Subrecipients	ALN Program Title	Pass-Through Entity Number	Pass-Through Entity Name	Additional Award Information
93.RD	I	580	-	U. S. Department of Health and Human Services	727	University of Maryland at Baltimore (UMB)	A16-0550-001
93.RD	I	(703)	-	U. S. Department of Health and Human Services	75D30120C07725 Subco	Children's Hospital Boston	A20-1537-001
93.RD	I	2,356	-	U. S. Department of Health and Human Services	8-312-0214077-51973L	Research Triangle Institute (RTI) International	A15-0970-001
93.RD	I	17,054	-	U. S. Department of Health and Human Services	862-03	National Association of Community Health	A22-1155-001
93.RD	I	671	-	U. S. Department of Health and Human Services	9-312-0212791/888-11	Research Triangle Institute (RTI) International	A14-0885-001
93.RD	I	3,905	-	U. S. Department of Health and Human Services	A03-4626	Duke University	A21-1611-001
93.RD	I	3,233	-	U. S. Department of Health and Human Services	A032030	Duke University	A18-0620-003
93.RD	I	1,948	-	U. S. Department of Health and Human Services	A032392	Duke University Clinical Research Institute	A20-0894-001
93.RD	I	387,038	-	U. S. Department of Health and Human Services	A032674	Duke University	A20-0947-001
93.RD	I	24,889	-	U. S. Department of Health and Human Services	A034883	Duke University	A18-1631-007
93.RD	I	48,695	-	U. S. Department of Health and Human Services	A035526 243698/2708	Duke University Clinical Research Institute	A20-0966-004
93.RD	I	7,111	-	U. S. Department of Health and Human Services	BD528251	Memorial Sloan-Kettering Cancer Center	A21-1647-001
93.RD	I	436	-	U. S. Department of Health and Human Services	CRB-UCLA1-S-10-00048	Social and Scientific Systems (S3), Inc.	A09-1586-001
93.RD	I	285,734	-	U. S. Department of Health and Human Services	EA1151	ECOG-ACRIN Cancer Research Group	A18-0567-001
93.RD	I	(41,551)	-	U. S. Department of Health and Human Services	EA4151	ECOG-ACRIN Cancer Research Group	A18-0655-001
93.RD	I	4,106	-	U. S. Department of Health and Human Services	EMAIL DATED 4/17/17	Helitech Services, Inc.	G-280967
93.RD	I	155	-	U. S. Department of Health and Human Services	FY12.219.003/2-5-227	University of Colorado	A12-0846-001
93.RD	I	7,241	-	U. S. Department of Health and Human Services	GENFD0002020423	Children's Hospital Boston	A20-1690-001
93.RD	I	18,122	-	U. S. Department of Health and Human Services	GEP/17/04	International Agency for Research on Cancer	A17-1676-001
93.RD	I	4,371	-	U. S. Department of Health and Human Services	HHS000738100001	Texas Department of State Health Service	A19-1781-001
93.RD	I	264	-	U. S. Department of Health and Human Services	HHSN-2355180100003I	Duke University Clinical Research Institute	A19-0998-001
93.RD	I	17,260	-	U. S. Department of Health and Human Services	ILS210810	Intergrated Laboratory Systems	HHSN273201500010C
93.RD	I	622	-	U. S. Department of Health and Human Services	N/A	Social and Scientific Systems (S3), Inc.	A07-0176-001
93.RD	I	8	-	U. S. Department of Health and Human Services	PHR-SSS-P-13-003160	Social and Scientific Systems (S3), Inc.	A14-0799-001
93.RD	I	(300)	-	U. S. Department of Health and Human Services	PHR-SSS-S-15-004530	Social and Scientific Systems (S3), Inc.	A15-1546-001
93.RD	I	(135)	-	U. S. Department of Health and Human Services	PO 1568 G NA643	EMMES Corporation	A12-0653-003
93.RD	I	13,468	-	U. S. Department of Health and Human Services	PO 430429	University of Arizona	A17-1739-001
93.RD	I	(58)	-	U. S. Department of Health and Human Services	PPC-11-128	Eastern Virginia Medical School	A12-0850-001
93.RD	I	315	-	U. S. Department of Health and Human Services	SA-11-778	Deloitte Consulting LLP	A11-1158-001
93.RD	I	520	-	U. S. Department of Health and Human Services	SP0016040 60053564	Northwestern University	A19-1395-001
93.RD	I	2,201	-	U. S. Department of Health and Human Services	SP0016040 60053565	Northwestern University	A19-1630-001
93.RD	I	3,639	-	U. S. Department of Health and Human Services	SP13924-SB1	University of Mississippi Medical Center	A19-0375-005
93.RD	I	52,239	-	U. S. Department of Health and Human Services	SP13925-SB09	University of Mississippi Medical Center	A19-0598-005
93.RD	I	174,248	-	U. S. Department of Health and Human Services	SUB000002146-3A	University of Georgia Research Foundation	A20-1694-001
93.RD	I	72,761	-	U. S. Department of Health and Human Services	SUB000002741-3U	Univ Of Georgia	75N93019C00052
93.RD	I	183,480	-	U. S. Department of Health and Human Services	Site 131	Duke University	A21-0515-001
93.RD	I	22,706	-	U. S. Department of Health and Human Services	THE-269895	Mayo Clinic in Rochester	A21-0256-001
93.RD	I	234,758	-	U. S. Department of Health and Human Services	US001-0000796806	Battelle Memorial Institute	A21-0937-001
93.RD	I	99,383	-	U. S. Department of Health and Human Services	UWSC10535 BPO#32122	Univ Of Washington	HHSN272201800008C AM 4
93.RD	I	(153)	-	U. S. Department of Health and Human Services	UWSC10535 BPO#32122	Univ Of Washington	HHSN272201800008C/UWSC10535 BPO#32122
93.RD	I	25,662	-	U. S. Department of Health and Human Services	UWSC11953/PO#BP04884	University of Washington	A20-1495-001
93.RD	I	120,979	-	U. S. Department of Health and Human Services	V0858A-D	Oregon State University	A20-1080-001
93.RD	I	161,154	-	U. S. Department of Health and Human Services	VUMC 94410	Vanderbilt University	A22-0391-001
93.RD	I	4,140	-	U. S. Department of Health and Human Services	Z110	Zymeron Corporation	A20-0448-001
		<u>720,156,430</u>	<u>101,818,063</u>	Total - Research and Development - U. S. Department of Health and Human Services			

**U. S. Corporation for National and Community Service**

94.006	D	87	-	AmeriCorps			
		<u>87</u>	<u>-</u>	Total - Research and Development - U. S. Corporation for National and Community Service			

**U. S. Social Security Administration**

96.RD	I	18,538	-	U. S. Social Security Administration	6464-S-NC01-001	Westat, Inc.	A18-0543-001
		<u>18,538</u>	<u>-</u>	Total - Research and Development - U. S. Social Security Administration			

**U. S. Department of Homeland Security**

97.010	D	165,497	60,000	Citizenship Education and Training			
97.044	D	594,745	17,886	Assistance to Firefighters Grant			
97.044	I	276,172	-	Assistance to Firefighters Grant	5182	Fire Protection Research Fdn.	
97.044	I	97,854	-	Assistance to Firefighters Grant	EMW-2019-FP-00944	Wildfire Conservancy	
97.044	I	42,845	-	Assistance to Firefighters Grant	R000002506	Florida State University	
97.061	D	3,678,484	2,185,511	Centers for Homeland Security			
97.061	I	98,755	-	Centers for Homeland Security	Subaward No: ASUB00000365	Arizona State University	
97.062	D	310,439	30,814	Scientific Leadership Awards			

**SCHEDULE OF EXPENDITURES OF FEDERAL AWARDS (DETAIL)**

For the Fiscal Year Ended June 30, 2022

Federal ALN	Direct/ Indirect	Program Expenditures	Amount Provided to Subrecipients	ALN Program Title	Pass-Through Entity Number	Pass-Through Entity Name	Additional Award Information
97.083	I	22,943	-	Staffing for Adequate Fire and Emergency Response (SAFER)	Dated 05/06/2020	International Association of Fire Chiefs Inc	
97.RD	D	(430)	-	U. S. Department of Homeland Security			A15-0466-001
97.RD	D	400,539	297,409	U. S. Department of Homeland Security			A17-0419-003
97.RD	I	37,307	-	U. S. Department of Homeland Security	letter dated 1/14/2021	Oak Ridge Institute for Science and Education	G-270170
		<u>5,725,150</u>	<u>2,591,620</u>	Total - Research and Development - U. S. Department of Homeland Security			
<b>U. S. Agency for International Development</b>							
98.001	D	10,258,655	5,972,863	USAID Foreign Assistance for Programs Overseas			
98.001	I	92,762	-	USAID Foreign Assistance for Programs Overseas	0008869/060221 PO#0000176531	State of Rhode Island	
98.001	I	5,380	-	USAID Foreign Assistance for Programs Overseas	102137.001.004.003.0	Family Health International	
98.001	I	13,986	-	USAID Foreign Assistance for Programs Overseas	107385	United States Pharmacopeia Convention	
98.001	I	41,545	-	USAID Foreign Assistance for Programs Overseas	20-4672	Save the Children	
98.001	I	14,785	-	USAID Foreign Assistance for Programs Overseas	2000010566	National Academy Of Sciences	
98.001	I	85,888	-	USAID Foreign Assistance for Programs Overseas	3000234458 (AID-263-A-15-0002)	Institute of International Education, Inc	
98.001	I	1,792	-	USAID Foreign Assistance for Programs Overseas	451375-19071	Virginia Polytechnic Institute and State University	
98.001	I	605	-	USAID Foreign Assistance for Programs Overseas	6-330-0216576-65556L	Research Triangle Institute (RTI International)	
98.001	I	18,790	-	USAID Foreign Assistance for Programs Overseas	A00-0864-S011	Kansas State University	
98.001	I	53,562	-	USAID Foreign Assistance for Programs Overseas	AID.2134-01704575-SU	Program for Appropriate Technology in Health	
98.001	I	222,386	-	USAID Foreign Assistance for Programs Overseas	ENS-20-004	Eastern Virginia Medical School	
98.001	I	(10)	-	USAID Foreign Assistance for Programs Overseas	M143P333S02-01	Centre for Infectious Disease Research	
98.001	I	4,799	-	USAID Foreign Assistance for Programs Overseas	M143P333S02-02	Centre for Infectious Disease Research	
98.001	I	5,854	-	USAID Foreign Assistance for Programs Overseas	M143P333S02-03-02	Centre for Infectious Disease Research	
98.001	I	68,306	46,229	USAID Foreign Assistance for Programs Overseas	SUB00001921	Board Reg Univ System Georgia	
98.001	I	7,275	-	USAID Foreign Assistance for Programs Overseas	Subaward No: 100538-18021	University of Illinois at Urbana-Champaign	
98.RD	D	(690)	-	U. S. Agency for International Development			A09-0987-001
98.RD	D	6,552,100	4,738,654	U. S. Agency for International Development			A19-0401-001
98.RD	D	11,864,325	10,867,026	U. S. Agency for International Development			A19-1439-001
98.RD	I	64,206	(13,188)	U. S. Agency for International Development	001/18	Khulisa Management Services	A21-0704-001
98.RD	I	4,172	-	U. S. Agency for International Development	2000007142	National Academy Of Sciences	AID-263-A-15-00002
98.RD	I	1,556,436	234,102	U. S. Agency for International Development	2000010391	National Academy of Sciences	A19-1129-001
98.RD	I	15,167	-	U. S. Agency for International Development	3492-004	IntraHealth International	A21-1601-001
98.RD	I	125	-	U. S. Agency for International Development	999000550	Food for the Hungry (FH)	A15-0499-001
98.RD	I	589	-	U. S. Agency for International Development	AID-623-A-12-00011	IntraHealth International	A12-1025-001
98.RD	I	2,748	-	U. S. Agency for International Development	KHULISA/USAID/SUN-LE	Khulisa Management Services	A19-1660-002
98.RD	I	402	-	U. S. Agency for International Development	KHULISA/USAID/SUN-LE	Khulisa Management Services	A19-1660-003
98.RD	I	39,434	-	U. S. Agency for International Development	KHULISA/USAID/SUN-LE	Khulisa Management Services	A19-1660-004
98.RD	I	21,847	-	U. S. Agency for International Development	KHULISA/USAID/SUN-LE	Khulisa Management Services	A19-1660-006
98.RD	I	149,806	138,498	U. S. Agency for International Development	SUB00001966	Univ Of Georgia	7200AA18CA00003
98.RD	I	47,525	47,525	U. S. Agency for International Development	SUB000002085	Univ Of Georgia	7200AA18CA00003
98.RD	I	58,975	-	U. S. Agency for International Development	USAID-AN-149	JSI Research and Training Institute, Inc	A21-1284-001
		<u>31,273,527</u>	<u>22,031,709</u>	Total - Research and Development - U. S. Agency for International Development			
		<u>1,159,366,943</u>	<u>187,733,038</u>	Total - Research and Development			

**Student Financial Assistance Programs—Cluster:****U. S. Department of Education**

84.007	D	19,780,571	-	Federal Supplemental Educational Opportunity Grants			
84.033	D	13,172,584	-	Federal Work-Study Program			
84.038	D	23,959,451	-	Federal Perkins Loan Program Federal Capital Contributions			
84.063	D	634,341,235	-	Federal Pell Grant Program			
84.268	D	1,071,107,551	-	Federal Direct Student Loans			
84.379	D	270,073	-	Teacher Education Assistance for College and Higher Education Grants (TEACH Grants)			
84.408	D	35,403	-	Postsecondary Education Scholarships for Veteran's Dependents			
		<u>1,762,666,868</u>	-	Total - Student Financial Assistance Programs Cluster - U. S. Department of Education			

**U. S. Department of Health and Human Services**

93.264	D	677,854	-	Nurse Faculty Loan Program (NFLP)			
93.342	D	3,942,988	-	Health Professions Student Loans, Including Primary Care Loans/Loans for Disadvantaged Students			

**SCHEDULE OF EXPENDITURES OF FEDERAL AWARDS (DETAIL)**

For the Fiscal Year Ended June 30, 2022

Federal ALN	Direct/ Indirect	Program Expenditures	Amount Provided to Subrecipients	ALN Program Title	Pass-Through Entity Number	Pass-Through Entity Name	Additional Award Information
93.364	D	354,119	-	Nursing Student Loans			
93.925	D	2,999,710	-	Scholarships for Health Professions Students from Disadvantaged Backgrounds			
		7,974,671	-	Total - Student Financial Assistance Programs Cluster - U. S. Department of Health and Human Services			
		1,770,641,539	-	Total - Student Financial Assistance			
<b>Supplemental Nutrition Assistance Program (SNAP)—Cluster:</b>							
<b>U. S. Department of Agriculture</b>							
10.551	D	3,193,941,488	-	Supplemental Nutrition Assistance Program			
10.551	D	1,630,869,861	-	COVID-19 - Supplemental Nutrition Assistance Program			
10.561	D	124,016,247	98,851,786	State Administrative Matching Grants for the Supplemental Nutrition Assistance Program			
10.561	D	8,656,437	-	COVID-19 - State Administrative Matching Grants for the Supplemental Nutrition Assistance Program			
10.561	I	26,345	-	State Administrative Matching Grants for the Supplemental Nutrition Assistance Program	N/A	The Curators of the University of Missouri	
		4,957,510,378	98,851,786	Total - Supplemental Nutrition Assistance Program (SNAP) Cluster - U. S. Department of Agriculture			
		4,957,510,378	98,851,786	Total - Supplemental Nutrition Assistance Program (SNAP)			
<b>Special Education—Cluster (IDEA)</b>							
<b>U. S. Department of Education</b>							
84.027	D	343,356,311	326,088,196	Special Education Grants to States			
84.027	I	6,106	-	Special Education Grants to States	11575-03-591009592	Illinois State University	
84.027	I	41,084	-	Special Education Grants to States	PO# 0135349	Sam Houston State University	
84.027	I	62,088	-	Special Education Grants to States	PO114129	Sam Houston State University	
84.027X	D	17,152,764	17,135,584	COVID-19 - Individuals with Disabilities Education Act/American Rescue Plan of 2021 (ARP) - Title VI-B Handicapped			
84.173	D	10,299,031	8,964,644	Special Education Preschool Grants			
84.173X	D	1,571,220	1,571,220	COVID-19 - Individuals with Disabilities Education Act/American Rescue Plan (ARP) - Preschool Handicapped			
		372,488,604	353,759,644	Total - Special Education Cluster (IDEA) - U. S. Department of Education			
		372,488,604	353,759,644	Total - Special Education (IDEA)			
<b>TRIO—Cluster:</b>							
<b>U. S. Department of Education</b>							
84.042	D	10,251,036	-	TRIO Student Support Services			
84.044	D	3,667,852	-	TRIO Talent Search			
84.047	D	6,145,564	-	TRIO Upward Bound			
84.066	D	1,534,487	-	TRIO Educational Opportunity Centers			
84.217	D	1,038,188	-	TRIO McNair Post-Baccalaureate Achievement			
		22,637,127	-	Total - Teacher Quality Partnership Grants Cluster (TRIO) - U. S. Department of Education			
		22,637,127	-	Total - TRIO			
<b>Transit Services Programs—Cluster:</b>							
<b>U. S. Department of Transportation</b>							
20.513	D	3,467,834	2,859,175	Enhanced Mobility of Seniors and Individuals with Disabilities			
		3,467,834	2,859,175	Total - Transit Services Programs Cluster - U. S. Department of Transportation			
		3,467,834	2,859,175	Total - Transit Services Programs			
<b>WIOA—Cluster:</b>							
<b>U. S. Department of Labor</b>							
17.258	D	22,241,600	21,870,009	WIOA Adult Program	0-2020-33	Cape Fear COG	
17.258	I	329,720	-	WIOA Adult Program	21-4020-40-6035-07	ECWDB	
17.258	I	253,248	-	WIOA Adult Program	21-4020-40-6227-08	NC Workforce Development, New Bern	
17.258	I	13,289	-	WIOA Adult Program	21-4020-49-1380	Region D	
17.258	I	138,383	-	WIOA Adult Program	21-4020-6136-03	Eastern Carolina Development Workforce Board	
17.258	I	205,720	-	WIOA Adult Program	21-4050-49-1380	Region D	
17.258	I	27,162	-	WIOA Adult Program			

**SCHEDULE OF EXPENDITURES OF FEDERAL AWARDS (DETAIL)**

For the Fiscal Year Ended June 30, 2022

Federal ALN	Direct/ Indirect	Program Expenditures	Amount Provided to Subrecipients	ALN Program Title	Pass-Through Entity Number	Pass-Through Entity Name	Additional Award Information
17.258	I	72,128	-	WIOA Adult Program	22-2020/2040-40-6331-09	Workforce Development Board	
17.258	I	126,190	-	WIOA Adult Program	4020	ECWDB	
17.258	I	1,000	-	WIOA Adult Program	4050FGL	ECWDB	
17.258	I	563,353	-	WIOA Adult Program	4505	Upper Coastal Plain - Turning Point WFD	
17.258	I	141,361	-	WIOA Adult Program	WIOA-61-2019-ABTCC-03; WIOA-2017-61-ABTECH-FLG-01	Mountain Area Workforce Development Consortium	
17.259	D	24,489,875	21,603,078	WIOA Youth Activities			
17.259	I	198,122	-	WIOA Youth Activities	0-2030-33	Cape Fear COG	
17.259	I	788,306	-	WIOA Youth Activities	2040-36	Charlotte Works	
17.259	I	124,000	-	WIOA Youth Activities	21-4040-40-6035-07	ECWDB	
17.259	I	229,874	-	WIOA Youth Activities	21-4040-49-1380	Region D	
17.259	I	12,500	-	WIOA Youth Activities	21-4050-49-1380	Region D	
17.259	I	103,324	-	WIOA Youth Activities	22-2040/4040-40-6331-09	Workforce Development Board	
17.259	I	104,578	-	WIOA Youth Activities	4040	ECWDB	
17.259	I	344,427	-	WIOA Youth Activities	44-21-5467-Yth	Lumber River Council of Gov't	
17.278	D	32,830,535	19,016,904	WIOA Dislocated Worker Formula Grants			
17.278	I	163,205	-	WIOA Dislocated Worker Formula Grants	0-2040-33	Cape Fear COG	
17.278	I	2,093	-	WIOA Dislocated Worker Formula Grants	20-4050-40-6035-07	ECWDB	
17.278	I	132,681	-	WIOA Dislocated Worker Formula Grants	21-4030-40-6035-07	ECWDB	
17.278	I	110,365	-	WIOA Dislocated Worker Formula Grants	21-4030-49-1380	Region D	
17.278	I	20,322	-	WIOA Dislocated Worker Formula Grants	21-4030-6136-03	Eastern Carolina Development Workforce Board	
17.278	I	17,833	-	WIOA Dislocated Worker Formula Grants	21-4050-49-1380	Region D	
17.278	I	75,203	-	WIOA Dislocated Worker Formula Grants	22-2030-40-6331-09	Workforce Development Board	
17.278	I	16,954	-	WIOA Dislocated Worker Formula Grants	4000017295	Charlotte Works	
17.278	I	27,558	-	WIOA Dislocated Worker Formula Grants	4030	ECWDB	
17.278	I	139,087	-	WIOA Dislocated Worker Formula Grants	WIOA-61-2019-ABTCC-03	Mountain Area Workforce Development Consortium	
		84,043,996	62,489,991	Total - WIOA Cluster - U. S. Department of Labor			
		84,043,996	62,489,991	Total - WIOA			
<b>Other Programs:</b>							
<b>U. S. Department of Agriculture</b>							
10.025	D	2,243,039	-	Plant and Animal Disease, Pest Control, and Animal Care			
10.147	D	42,467	-	Outreach Education and Technical Assistance			
10.153	D	5,000	-	Market News			
10.163	D	97,534	82,496	Market Protection and Promotion			
10.170	D	1,140,756	951,786	Specialty Crop Block Grant Program - Farm Bill			
10.178	D	11,138,250	11,138,250	Trade Mitigation Program Eligible Recipient Agency Operational Funds			
10.202	D	1,063,262	-	Cooperative Forestry Research			
10.203	D	8,182,917	-	Payments to Agricultural Experiment Stations Under the Hatch Act			
10.206	D	2,141,324	(25,000)	Grants for Agricultural Research Competitive Research Grants			
10.207	D	151,535	-	Animal Health and Disease Research			
10.210	D	122,272	-	Higher Education – Graduate Fellowships Grant Program			
10.215	I	6,338	-	Sustainable Agriculture Research and Education	SUB00002014	Univ Of Georgia	
10.215	I	14,865	-	Sustainable Agriculture Research and Education	SUB00002345	Univ Of Georgia	
10.216	D	230,883	4,000	1890 Institution Capacity Building Grants			
10.220	D	35,207	-	Higher Education - Multicultural Scholars Grant Program			
10.229	I	67,466	-	Extension Collaborative on Immunization Teaching & Engagement	2021-2032	Extension Foundation	
10.229	I	24,152	-	Extension Collaborative on Immunization Teaching & Engagement	EXC1-2021-2053	Extension Foundation	
10.229	I	52,215	-	Extension Collaborative on Immunization Teaching & Engagement	EXC2-2021-2108	Extension Foundation	
10.229	I	10,070	-	Extension Collaborative on Immunization Teaching & Engagement	Subaward No: EXCITE-ACT1-1890F	1890 Universities Foundation	
10.250	D	180,416	-	Agricultural and Rural Economic Research, Cooperative Agreements and Collaborations			
10.253	D	1,583	-	Consumer Data and Nutrition Research			
10.304	D	35,252	-	Homeland Security Agricultural			
10.304	I	7,304	-	Homeland Security Agricultural	UFDSP00011542 / P0019073	Univ Of Florida	
10.310	D	683,994	1,903	Agriculture and Food Research Initiative (AFRI)			
10.310	I	4,324	-	Agriculture and Food Research Initiative (AFRI)	2297-207-2014552	Clemson University	
10.310	I	11,076	-	Agriculture and Food Research Initiative (AFRI)	3200001832-18-312	Univ Of Kentucky	
10.310	I	1,223	-	Agriculture and Food Research Initiative (AFRI)	9500077010	Univ Of Tennessee	
10.310	I	2,883	-	Agriculture and Food Research Initiative (AFRI)	9500092119	Univ Of Tennessee	
10.310	I	6,143	-	Agriculture and Food Research Initiative (AFRI)	SUBAWARD NO: 32375SUB2507	The University of Vermont	
10.311	D	203,562	-	Beginning Farmer and Rancher Development Program			
10.311	I	(436)	-	Beginning Farmer and Rancher Development Program	2017-1521	Orange County Part. For Youth	
10.311	I	10,614	-	Beginning Farmer and Rancher Development Program	549147-19071	Virginia Polytechnic Institute and State University	

## SCHEDULE OF EXPENDITURES OF FEDERAL AWARDS (DETAIL)

For the Fiscal Year Ended June 30, 2022

Federal ALN	Direct/ Indirect	Program Expenditures	Amount Provided to Subrecipients	ALN Program Title	Pass-Through Entity Number	Pass-Through Entity Name	Additional Award Information
10.319	I	3,469	-	Farm Business Management and Benchmarking Competitive Grants Program	SUBAWARD NO: 60584-Z5064201	University of Maryland	
10.319	I	15,349	-	Farm Business Management and Benchmarking Competitive Grants Program	Subaward No: C00066315-1	University of Missouri-Columbia	
10.319	I	15,688	-	Farm Business Management and Benchmarking Competitive Grants Program	Subaward No: C00071254-3	University of Missouri-Columbia	
10.328	I	5,502	-	National Food Safety Training, Education, Extension, Outreach, and Technical Assistance Competitive Grants Program	139230-21172	Cornell University	
10.328	I	104,597	-	National Food Safety Training, Education, Extension, Outreach, and Technical Assistance Competitive Grants Program	2019-3217	Carolina Farm Stewardship Assoc	
10.328	I	3,050	-	National Food Safety Training, Education, Extension, Outreach, and Technical Assistance Competitive Grants Program	22-016522 A 00	Univ Of Massachusetts	
10.328	I	(1,430)	-	National Food Safety Training, Education, Extension, Outreach, and Technical Assistance Competitive Grants Program	9500061989	Univ Of Tennessee	
10.328	I	1,437	-	National Food Safety Training, Education, Extension, Outreach, and Technical Assistance Competitive Grants Program	UFDSP00012350 P0099377	Univ Of Florida	
10.329	D	1,652,628	477,560	Crop Protection and Pest Management Competitive Grants Program			
10.329	I	19,012	-	Crop Protection and Pest Management Competitive Grants Program	2020-2156	Southern Region Ipm Center	
10.329	I	18,631	-	Crop Protection and Pest Management Competitive Grants Program	2021-1645	Southern Region Ipm Center	
10.329	I	26,985	-	Crop Protection and Pest Management Competitive Grants Program	2021-1802	Southern Region Ipm Center	
10.329	I	1,706	-	Crop Protection and Pest Management Competitive Grants Program	2022-2211	Southern Region Ipm Center	
10.351	D	140,771	42,596	Rural Business Development Grant			
10.435	D	145,615	-	State Mediation Grants			
10.443	D	38,298	12,500	Outreach and Assistance for Socially Disadvantaged and Veteran Farmers and Ranchers			
10.475	D	5,973,065	-	Cooperative Agreements with States for Intrastate Meat and Poultry Inspection			
10.479	D	137,476	-	Food Safety Cooperative Agreements			
10.500	D	2,205,592	194,080	Cooperative Extension Service			
10.500	I	1,542	-	Cooperative Extension Service	14623	Univ Of Arkansas	
10.500	I	10,000	-	Cooperative Extension Service	2019-41595-30123	Extension Foundation	
10.500	I	288,063	-	Cooperative Extension Service	3-580840.02	Oklahoma State Univ.	
10.500	I	55,075	-	Cooperative Extension Service	5969-NCSU-UM-3501	Pennsylvania State University	
10.500	I	62,517	-	Cooperative Extension Service	A00-0983-S081	Kansas State University	
10.500	I	94,233	-	Cooperative Extension Service	A22-0256-S001	Kansas State University	
10.500	I	60,109	-	Cooperative Extension Service	A22-0394-S024	Kansas State University	
10.500	I	1,761	-	Cooperative Extension Service	Agreement No: 0000001650	University of Wisconsin Madison	
10.500	I	11,696	-	Cooperative Extension Service	C00067296-4	Curators Of Univ Of Missouri	
10.500	I	14,826	-	Cooperative Extension Service	S19082.01	Kansas State University	
10.500	I	16,973	-	Cooperative Extension Service	SUB000002545	Univ Of Florida	
10.500	I	10,856	-	Cooperative Extension Service	Subaward No: 5938-NCAT-UM-3501	Pennsylvania State University	
10.514	D	101,555	-	Expanded Food and Nutrition Education Program			
10.515	D	7,687	-	Renewable Resources Extension Act and National Focus Fund Projects			
10.522	I	5,278	-	Food and Agriculture Service Learning Program	Memorandum dated 9/14/2020	1890 Universities Foundation	
10.523	D	204,685	-	Centers of Excellence at 1890 Institutions			
10.523	I	1,254	-	Centers of Excellence at 1890 Institutions	Subaward No: ASU370083	Alcorn State University	
10.523	I	14,541	-	Centers of Excellence at 1890 Institutions	Subaward Signed 8/27/2020	Tuskegee University	
10.524	D	573,852	-	Scholarships for Students at 1890 Institutions			
10.525	D	500,000	500,000	Farm and Ranch Stress Assistance Network Competitive Grants Program			
10.527	D	9,737	-	New Beginnings for Tribal Students			
10.541	D	27,918	-	Child Nutrition-Technology Innovation Grant			
10.542	D	589,987,814	-	COVID-19 - Pandemic EBT Food Benefits			
10.545	D	1,000	-	Farmers' Market Supplemental Nutrition Assistance Program Support Grants			
10.557	D	162,019,886	47,124,989	WIC Special Supplemental Nutrition Program for Women, Infants, and Children			
10.557	D	8,861,724	-	COVID-19 WIC Special Supplemental Nutrition Program for Women, Infants, and Children			
10.558	D	85,314,398	83,970,577	Child and Adult Care Food Program			
10.558	D	6,227,350	6,227,350	COVID-19 - Child and Adult Care Food Program			
10.560	D	9,914,403	-	State Administrative Expenses for Child Nutrition			
10.572	D	122,867	-	WIC Farmers' Market Nutrition Program (FMNP)			
10.575	D	22,869	-	Farm to School Grant Program			
10.576	D	212,301	-	Senior Farmers Market Nutrition Program			
10.579	D	397,111	397,111	Child Nutrition Discretionary Grants Limited Availability			
10.649	D	6,646,730	-	COVID-19 - Pandemic EBT Administrative Costs			
10.652	D	483,978	321,436	Forestry Research			
10.664	D	2,612,442	197,550	Cooperative Forestry Assistance			
10.674	D	148,354	-	Wood Utilization Assistance			
10.678	D	85,219	-	Forest Stewardship Program			
10.680	D	799,947	199,467	Forest Health Protection			
10.684	D	3,781	-	International Forestry Programs			

**SCHEDULE OF EXPENDITURES OF FEDERAL AWARDS (DETAIL)**

For the Fiscal Year Ended June 30, 2022

Federal ALN	Direct/ Indirect	Program Expenditures	Amount Provided to Subrecipients	ALN Program Title	Pass-Through Entity Number	Pass-Through Entity Name	Additional Award Information
10.699	D	146,707	-	Partnership Agreements			
10.707	D	6	-	Research Joint Venture and Cost Reimbursable Agreements			
10.777	D	22,630	-	Norman E. Borlaug International Agricultural Science and Technology Fellowship			
10.855	D	310,729	-	Distance Learning and Telemedicine Loans and Grants			
10.902	D	904,778	30,000	Soil and Water Conservation			
10.902	I	52,869	-	Soil and Water Conservation	549158-19071	Virginia Polytechnic Institute and State University	
10.912	D	18,483	-	Environmental Quality Incentives Program			
10.923	D	893,895	-	Emergency Watershed Protection Program			
10.934	D	764,990	-	Feral Swine Eradication and Control Pilot Program			
10.960	D	3,939	-	Technical Agricultural Assistance			
10.U01	D	1,147,825	-	U. S. Department of Agriculture			Phytosanitary Fees
10.U02	I	1,890	-	U. S. Department of Agriculture	Subaward dated 9-16-2020	1890 Universities Foundation	G-281142
10.U03	I	7,848	-	U. S. Department of Agriculture	M21GXMAP22-03	American Seed Trade Assoc	M21GXMAP22-03
10.U04	I	15,957	-	U. S. Department of Agriculture	2021-2987	Global Agri Development Corp	20-21-2987
10.U05	D	2,209	-	U. S. Department of Agriculture			2022-1310
10.U06	I	8,920	-	U. S. Department of Agriculture	2019-0897	Vebcog	2019-0897
		<u>918,664,938</u>	<u>151,848,651</u>	Total - Other Programs - U. S. Department of Agriculture			
<b>U. S. Department of Commerce</b>							
11.020	D	293,834	-	Cluster Grants			
11.303	D	218,250	-	Economic Development Technical Assistance			
11.407	D	48,153	-	Interjurisdictional Fisheries Act of 1986			
11.417	D	535,792	341,078	Sea Grant Support			
11.417	I	30,352	-	Sea Grant Support	015901.340594.02	Mississippi State University	
11.417	I	15,909	11,908	Sea Grant Support	21-03-028	Univ Of Mississippi	
11.417	I	3,683	-	Sea Grant Support	21-03-028	University Of Mississippi	
11.417	I	5,085	5,013	Sea Grant Support	USM-8006110-01	Univ Of Southern Mississippi	
11.419	D	3,253,026	-	Coastal Zone Management Administration Awards			
11.420	D	786,091	-	Coastal Zone Management Estuarine Research Reserves			
11.427	I	2,737	-	Fisheries Development and Utilization Research and Development Grants and Cooperative Agreements Program	91618-Z7588203	Univ Of Maryland Eastern Shore	
11.431	D	76,611	12,752	Climate and Atmospheric Research			
11.434	D	130,328	-	Cooperative Fishery Statistics			
11.435	D	203,692	-	Southeast Area Monitoring and Assessment Program			
11.439	D	92,144	-	Marine Mammal Data Program			
11.454	I	4,482,079	-	Unallied Management Projects	NA21NMF4540291	Atlantic States Marine Fisheries Commission	
11.468	I	100,896	-	Applied Meteorological Research	S2020-140	Synoptic Data	
11.468	I	36,456	-	Applied Meteorological Research	TASK ORDER#2018-2960	Synoptic Data	
11.472	D	145,063	108,394	Unallied Science Program			
11.473	D	140,038	-	Office for Coastal Management			
11.474	D	301,995	-	Atlantic Coastal Fisheries Cooperative Management Act			
11.474	I	31,401	-	Atlantic Coastal Fisheries Cooperative Management Act	18-501	Asmfcc	
11.477	D	29,880	-	Fisheries Disaster Relief			
11.611	D	3,879,898	894,903	Manufacturing Extension Partnership			
11.611	I	(197)	-	Manufacturing Extension Partnership	70NANB20H151	A.L.Philpott Manufacturing	
11.619	I	2,591	-	Arrangements for Interdisciplinary Research Infrastructure	PC2.2-152	NIIMBL/University of Delaware	
11.805	D	127,990	-	MBDA Business Center			
		<u>14,973,777</u>	<u>1,374,048</u>	Total - Other Programs - U. S. Department of Commerce			
<b>U. S. Department of Defense</b>							
12.014	I	7,900	-	OnRampII	H98230-21-1-0350	Department of Defense	
12.300	I	33,712	-	Basic and Applied Scientific Research	W9126G-17-2-0025	Cooperative Ecosystem Studies	
12.330	D	51,122	-	Science, Technology, Engineering & Mathematics (STEM) Education, Outreach and Workforce Program			
12.357	I	16,292	-	ROTC Language and Culture Training Grants	PGO1801-NCSU-12	Institute of International Education, Inc	
12.357	I	327,358	-	ROTC Language and Culture Training Grants	PGO1801-NCSU-12-PGO-051-P	Institute of International Education, Inc	
12.400	D	927,943	-	Military Construction, National Guard			
12.401	D	39,579,062	-	National Guard Military Operations and Maintenance (O&M) Projects			
12.404	D	4,278,165	-	National Guard Challenge Program			
12.420	I	35,426	-	Military Medical Research and Development	10054284-01	University of Utah	
12.560	I	84,056	48,210	DOD, NDEP, DOTC-STEM Education Outreach Implementation	27-312-0216908-66307L	RTI International	
12.600	D	377,838	60,849	Community Investment			
12.610	D	14,740	-	Community Economic Adjustment Assistance for Compatible Use and Joint Land Use Studies			
12.617	D	42,688	-	Economic Adjustment Assistance for State Governments			

**SCHEDULE OF EXPENDITURES OF FEDERAL AWARDS (DETAIL)**

For the Fiscal Year Ended June 30, 2022

Federal ALN	Direct/ Indirect	Program Expenditures	Amount Provided to Subrecipients	ALN Program Title	Pass-Through Entity Number	Pass-Through Entity Name	Additional Award Information
12.630	D	745,231	-	Basic, Applied, and Advanced Research in Science and Engineering			
12.630	I	21,656	-	Basic, Applied, and Advanced Research in Science and Engineering	Email dated 1/17/2020	Army Educational Outreach Program (AEOP)	
12.800	I	118,948	-	Air Force Defense Research Sciences Program	879	Affoa	
12.900	D	135,190	-	Language Grant Program			
12.902	I	8,647	-	Information Security Grants	215112	University of West Florida	
12.903	D	174,345	-	GenCyber Grants Program			
12.905	I	38,007	-	CyberSecurity Core Curriculum	4127-53903000F	Moraine Valley Community College	
12.905	I	32,110	-	CyberSecurity Core Curriculum	Subaward No: A22-0041-S003	University of Memphis	
12.U01	D	1,447,231	-	U. S. Department of Defense			#DCBR-CA-11
12.U02	D	46,284	-	U. S. Department of Defense			Troops to Teachers/Spouses to Teachers
12.U03	I	25,636	-	U. S. Department of Defense	H98230-21-1-0068	DOD National Security Agency (NSA)	G-210259
12.U04	I	10,944	-	U. S. Department of Defense	ACENet-001	Collaborative Composite Solutions Corporation	G-281274
12.U05	I	8,167	-	U. S. Department of Defense	W911NF-17-D-006	Applied Research Assoc. (Ara)	W911NF-17-D-006
12.U06	D	98	-	U. S. Department of Defense			2022-2121
12.U07	I	12,324	-	U. S. Department of Defense	209479	Mriglobal	FA807514D0006
12.U08	I	60,085	-	U. S. Department of Defense	882	Affoa	FA8650-20-2-5506
12.U09	I	42,795	-	U. S. Department of Defense	207530	Mriglobal	FA807518D0017
12.U10	I	2,288	-	U. S. Department of Defense	1316.GS.UNCC.17.01	TDA Research, Inc.	Rewarming Solutions - Cryopreserved
12.U11	I	20,584	-	U. S. Department of Defense	2975-2018-0354	Nanohmics, Inc.	SBIR: Phase II - Optical Boundary
12.U12	I	17,395	-	U. S. Department of Defense	US001-0000753894	Battelle Memorial Institute	NC Strategic Partnership
12.U13	I	86,190	-	U. S. Department of Defense	2975-20-0246	Nanohmics, Inc.	STTR: STTR Phase II: IR Scatter
12.U14	I	8,886	-	U. S. Department of Defense	MON001-S-016-06 / PO# 009031	DZYNE Technologies, Inc	Air Force Univ Eng Design Challenge
12.U15	D	1,264	-	U. S. Department of Defense			Valuing diversity: a group-value ap
12.U16	I	356	-	U. S. Department of Defense	TSI-2640-20-2020968	Triton Systems, Inc.	Real Time Muzzle Velocity Feedback
12.U17	I	80,479	-	U. S. Department of Defense	S20-1014	MZA Associates Corporation	SBIR: Semi-Analytic Phase II
12.U18	I	118,077	-	U. S. Department of Defense	Signed 06/17/2020	Hyperion Technology Group, Inc.	Universal Power Gateway
12.U19	D	114,304	66,269	U. S. Department of Defense			Passive Samplers for Per-- and Poly
12.U20	D	24,857	-	U. S. Department of Defense			UNCC GenCyber: Promoting GenCyber
12.U21	D	17,250	-	U. S. Department of Defense			UNCC GenCyber: Promoting GenCyber
12.U22	I	54	-	U. S. Department of Defense	2975-2021-0224	Duke University	Analyze adsorbable fluorine content
12.U23	I	89,277	-	U. S. Department of Defense	598514-78050	Northeastern University	Real-Time Cyber Security Situation
12.U24	I	279	-	U. S. Department of Defense	2975-2021-0366	United Protective Technologies, LLC	SBIR: Rap[id Spline Scanning System
12.U25	I	32,930	-	U. S. Department of Defense	TSI-2723-21-20204706	Triton Systems, Inc.	Transient E-Field Measurements
12.U26	I	70,579	-	U. S. Department of Defense	2021-09	MxD USA	Development of Manufacturing Equip
12.U27	D	38,646	-	U. S. Department of Defense			Musculoskeletal Injury, Mental Heal
12.U28	I	8,714	-	U. S. Department of Defense	AGT-22-00015	American Maglev Technology of Florida, Inc.	Torpedo Propeller
12.U29	I	57,442	-	U. S. Department of Defense	GS.1403.012.UNCC.21.01	TDA Research, Inc.	Testis preservation
12.U30	I	10,505	-	U. S. Department of Defense	SPF1160215	Alion Science and Technology Corporation	Development of CFD-based Data-drive
12.U31	I	23,398	-	U. S. Department of Defense	TSI-5026-21-20206311	Triton Systems, Inc.	SBIR: Real-time Muzzle Velocity
12.U32	I	41,245	-	U. S. Department of Defense	598710-78050	Northeastern University	DeepShare for Concurrent Resilient
		49,568,999	175,328	Total - Other Programs - U. S. Department of Defense			
<b>U. S. Department of Housing and Urban Development</b>							
14.171	D	184,938	-	Manufactured Home Dispute Resolution			
14.228	D	121,956,179	35,817,953	Community Development Block Grants/State's program and Non-Entitlement Grants in Hawaii			
14.228	D	11,622,604	11,622,246	COVID-19 - Community Development Block Grants/State's program and Non-Entitlement			
14.231	D	4,381,101	3,992,209	Emergency Solutions Grant Program			
14.231	D	29,245,327	29,245,327	COVID-9 - Emergency Solutions Grant Program			
14.241	D	3,632,524	3,600,824	Housing Opportunities for Persons with AIDS			
14.401	D	119,704	-	Fair Housing Assistance Program State and Local			
		171,142,377	84,278,559	Total - Other Programs - U. S. Department of Housing and Urban Development			
<b>U. S. Department of Interior</b>							
15.608	D	102,714	-	Fish and Wildlife Management Assistance			
15.615	D	299,877	14,725	Cooperative Endangered Species Conservation Fund			
15.616	D	55,305	36,995	Clean Vessel Act			
15.630	D	133,472	-	Coastal			
15.631	D	33,883	-	Partners for Fish and Wildlife			
15.634	D	1,354,421	19,894	State Wildlife Grants			
15.657	D	158,396	1,531	Endangered Species Recovery Implementation			
15.669	D	10,390	-	Cooperative Landscape Conservation			
15.684	D	60,009	-	White-nose Syndrome National Response Implementation			



**SCHEDULE OF EXPENDITURES OF FEDERAL AWARDS (DETAIL)**

For the Fiscal Year Ended June 30, 2022

Federal ALN	Direct/ Indirect	Program Expenditures	Amount Provided to Subrecipients	ALN Program Title	Pass-Through Entity Number	Pass-Through Entity Name	Additional Award Information
15.808	D	55,394	-	U.S. Geological Survey Research and Data Collection			
15.810	D	218,729	-	National Cooperative Geologic Mapping			
15.904	D	1,770,580	163,429	Historic Preservation Fund Grants-In-Aid			
15.926	D	34,279	-	American Battlefield Protection			
15.939	I	6,408	-	Heritage Partnership	N/A	Blue Ridge National Heritage	
15.945	D	272,804	106	Cooperative Research and Training Programs – Resources of the National Park System			
15.957	D	1,017,359	-	Emergency Supplemental Historic Preservation Fund			
15.980	D	259,141	-	National Ground-Water Monitoring Network			
15.U01	I	57,010	-	U. S. Department of Interior	2100186	Eastern Band Of The Cherokee	NCQUA101339072017
15.U02	D	56,164	-	U. S. Department of Interior			IPABOWDEN2020-1528
15.U03	I	11,807	-	U. S. Department of Interior	2020-2900	Conservation Trust For Nc	1302.20.067994
		<u>5,968,142</u>	<u>236,680</u>	Total - Other Programs - U. S. Department of Interior			
<b>U. S. Department of Justice</b>							
16.017	D	525,576	525,576	Sexual Assault Services Formula Program			
16.026	I	9,384	-	OVW Research and Evaluation Program	2315-224-2013588	Clemson University	
16.034	D	2,727,333	129,919	Coronavirus Emergency Supplemental Funding Program			
16.525	D	43,733	-	Grants to Reduce Domestic Violence, Dating Violence, Sexual Assault, and Stalking on Campus			
16.540	D	923,277	877,506	Juvenile Justice and Delinquency Prevention			
16.543	D	712,828	712,828	Missing Children's Assistance			
16.550	D	27,018	-	State Justice Statistics Program for Statistical Analysis Centers			
16.554	D	40,701	-	National Criminal History Improvement Program (NCHIP)			
16.560	D	258,232	-	National Institute of Justice Research, Evaluation, and Development Project Grants			
16.575	D	69,539,357	55,578,256	Crime Victim Assistance			
16.576	D	2,039,456	1,881,521	Crime Victim Compensation			
16.585	D	17,546	-	Drug Court Discretionary Grant Program			
16.585	I	70,770	-	Drug Court Discretionary Grant Program	2019-DC-BX-0035	Washington County	
16.585	I	229,090	-	Drug Court Discretionary Grant Program	2019-VC-BX-0081 / 2020-VC-BX-0128	Harnett County	
16.585	I	30,636	-	Drug Court Discretionary Grant Program	2020-DC-BX-0155	Robeson County	
16.585	I	60,304	-	Drug Court Discretionary Grant Program	2020VCBX0118	City of Winston Salem	
16.585	I	61,578	-	Drug Court Discretionary Grant Program	2020VCBX0118/ 2019DCBX0049	Catawba County	
16.588	D	4,874,948	3,148,656	Violence Against Women Formula Grants			
16.593	D	441,863	-	Residential Substance Abuse Treatment for State Prisoners			
16.710	D	1,109,728	-	Public Safety Partnership and Community Policing Grants			
16.726	I	10,471	-	Juvenile Mentoring Program	2019-MU-FX-0002	National 4-H Council	
16.726	I	8,580	-	Juvenile Mentoring Program	2020-JU-FX-0031	National 4-H Council	
16.735	D	10,561	-	PREA Program: Strategic Support for PREA Implementation			
16.738	D	7,513,765	5,316,459	Edward Byrne Memorial Justice Assistance Grant Program			
16.741	D	1,561,265	2,102	DNA Backlog Reduction Program			
16.742	D	417,353	-	Paul Coverdell Forensic Sciences Improvement Grant Program			
16.751	D	42,334	-	Edward Byrne Memorial Competitive Grant Program			
16.752	D	203,615	-	Economic, High-Tech, and Cyber Crime Prevention			
16.812	D	209,415	-	Second Chance Act Reentry Initiative			
16.816	D	5,200	5,200	John R. Justice Prosecutors and Defenders Incentive Act			
16.820	D	63,226	-	Postconviction Testing of DNA Evidence			
16.831	D	30,624	-	Children of Incarcerated Parents			
16.833	D	1,155,428	-	National Sexual Assault Kit Initiative			
16.833	I	86,918	-	National Sexual Assault Kit Initiative	2020-VC-BX-0129	City of Durham	
16.833	I	11,378	-	National Sexual Assault Kit Initiative	5H79TI081046-03	City of Fayetteville	
16.836	D	53,465	-	Indigent Defense			
16.838	I	73,172	-	Comprehensive Opioid, Stimulant, and Substance Abuse Program	2020-AR-BX-0018	Lenoir County	
16.839	D	196,362	-	STOP School Violence			
16.922	D	1,119,140	-	Equitable Sharing Program			
		<u>96,515,630</u>	<u>68,178,023</u>	Total - Other Programs - U. S. Department of Justice			
<b>U. S. Department of Labor</b>							
17.002	D	1,465,665	-	Labor Force Statistics			
17.005	D	180,322	-	Compensation and Working Conditions			
17.225	D	279,741,212	-	Unemployment Insurance			
17.225	D	1,003,098,407	-	COVID-19 - Unemployment Insurance			
17.235	D	1,733,469	1,276,933	Senior Community Service Employment Program			
17.245	D	3,214,364	-	Trade Adjustment Assistance			
17.261	D	1,525,473	342,177	WIOA Pilots, Demonstrations, and Research Projects			

**SCHEDULE OF EXPENDITURES OF FEDERAL AWARDS (DETAIL)**

For the Fiscal Year Ended June 30, 2022

Federal ALN	Direct/ Indirect	Program Expenditures	Amount Provided to Subrecipients	ALN Program Title	Pass-Through Entity Number	Pass-Through Entity Name	Additional Award Information
17.265	D	308,584	73,000	Native American Employment and Training			
17.268	D	936,285	258,517	H-1B Job Training Grants			
17.270	D	527,246	-	Reentry Employment Opportunities			
17.271	D	657,699	-	Work Opportunity Tax Credit Program (WOTC)			
17.273	D	941,287	-	Temporary Labor Certification for Foreign Workers			
17.274	D	450,434	-	YouthBuild			
17.277	D	1,284	-	WIOA National Dislocated Worker Grants / WIA National Emergency Grants			
17.277	D	1,710,618	1,636,163	COVID-19 - WIOA National Dislocated Worker Grants / WIA National Emergency Grants	21-3130-49-1380	Region D	
17.277	I	6,836	-	WIOA National Dislocated Worker Grants / WIA National Emergency Grants			
17.280	D	156,697	-	WIOA Dislocated Worker National Reserve Demonstration Grants			
17.281	D	1,962,379	-	WIOA Dislocated Worker National Reserve Technical Assistance and Training			
17.285	D	1,132,334	526,189	Apprenticeship USA Grants			
17.287	D	1,147,090	-	Job Corps Experimental Projects and Technical Assistance			
17.502	D	19,439	-	Occupational Safety and Health Susan Harwood Training Grants			
17.503	D	5,926,779	-	Occupational Safety and Health State Program			
17.504	D	1,536,171	-	Consultation Agreements			
17.600	D	144,141	-	Mine Health and Safety Grants			
		<u>1,308,524,215</u>	<u>4,112,979</u>	Total - Other Programs - U. S. Department of Labor			
<b><u>U. S. Department of State</u></b>							
19.009	I	10,172	-	Academic Exchange Programs - Undergraduate Programs	CBPSA20	World Learning	
19.009	I	12,084	-	Academic Exchange Programs - Undergraduate Programs	CBSA 18-CPCC01	World Learning	
19.009	I	37,438	-	Academic Exchange Programs - Undergraduate Programs	FY20-YALI-CL-App-05	IREX	
19.009	I	16,548	-	Academic Exchange Programs - Undergraduate Programs	FY22-YALI-CL-APP-06	IREX	
19.021	I	12,776	-	Investing in People in The Middle East and North Africa	20220-22	Amideast	
19.040	D	42,753	16,524	Public Diplomacy Programs			
19.408	I	244,062	-	Academic Exchange Programs - Teachers	FY20-FTEA-ASU-01	IREX	
19.408	I	6,755	-	Academic Exchange Programs - Teachers	FY20-TEA-ASU-02	IREX	
19.900	D	95,626	-	AECA/ESF PD Programs			
19.U01	I	2,449	2,041	U. S. Department of State	3000212006	Institute of International Education, Inc	3000212006
19.U02	I	4,357	3,631	U. S. Department of State	3000212006	Institute of International Education, Inc	3000212006
19.U03	I	(4,016)	-	U. S. Department of State	3000212006	Institute of International Education, Inc	3000212006/2020-2631
19.U04	I	16	-	U. S. Department of State	3000212006	Institute of International Education, Inc	3000212006/2020-2631
19.U05	I	9,015	-	U. S. Department of State	3000213757	Institute of International Education, Inc	2021 Fulbright PDO East Asia
		<u>490,035</u>	<u>22,196</u>	Total - Other Programs - U. S. Department of State			
<b><u>U. S. Department of Transportation</u></b>							
20.106	D	12,780,952	12,648,843	Airport Improvement Program			
20.106	D	2,049,894	2,023,862	COVID-19 - Airport Improvement Program			
20.200	D	1,126,259	-	Highway Research and Development Program			
20.215	D	134,983	-	Highway Training and Education			
20.232	D	8,296	-	Commercial Driver's License Program Implementation Grant			
20.301	D	2,869	-	Railroad Safety			
20.314	D	423,139	-	Railroad Development			
20.319	D	1,972,594	-	High-Speed Rail Corridors and Intercity Passenger Rail Service – Capital Assistance Grants			
20.505	D	3,062,415	2,747,130	Metropolitan Transportation Planning and State and Non-Metropolitan Planning and Research			
20.509	D	33,276,531	31,268,767	COVID-19 - Formula Grants for Rural Areas and Tribal Transit Program			
20.509	D	22,073,439	20,062,140	Formula Grants for Rural Areas and Tribal Transit Program			
20.528	D	323,449	-	Rail Fixed Guideway Public Transportation System State Safety Oversight Formula Grant Program			
20.530	D	17,527	17,527	Public Transportation Innovation			
20.614	D	108,426	-	National Highway Traffic Safety Administration (NHTSA) Discretionary Safety Grants and Cooperative Agreements			
20.615	D	522,022	21,114	E-911 Grant Program			
20.700	D	603,696	-	Pipeline Safety Program State Base Grant			
20.703	D	187,966	90,225	Interagency Hazardous Materials Public Sector Training and Planning Grants			
20.933	D	25,735,470	1,980,590	National Infrastructure Investments			
20.U01	I	40,166	-	U. S. Department of Transportation	UFDSP00011674	Univ Of Florida	69A3551747104
20.U02	D	92,529	-	U. S. Department of Transportation			Intelligent Wireless Power Transfer
		<u>104,542,622</u>	<u>70,860,198</u>	Total - Other Programs - U. S. Department of Transportation			
<b><u>U. S. Department of the Treasury Internal Revenue Service (IRS)</u></b>							
21.016	D	664,844	-	Equitable Sharing			

**SCHEDULE OF EXPENDITURES OF FEDERAL AWARDS (DETAIL)**

For the Fiscal Year Ended June 30, 2022

Federal ALN	Direct/ Indirect	Program Expenditures	Amount Provided to Subrecipients	ALN Program Title	Pass-Through Entity Number	Pass-Through Entity Name	Additional Award Information
21.019	D	161,075,127	15,666,234	COVID-19 - Coronavirus Relief Fund			
21.019	I	12,272	-	COVID-19 - Coronavirus Relief Fund	23-01-01	NC Policy Collaboratory	
21.019	I	14,869	-	COVID-19 - Coronavirus Relief Fund	Agreement #70-00	Children's Advocacy Center of NC Inc.	
21.019	I	60,000	-	COVID-19 - Coronavirus Relief Fund	EC00000000006597	Wake County	
21.023	D	788,285,201	126,792,049	COVID-19 - Emergency Rental Assistance Program			
21.027	D	1,177,294,280	358,871,650	COVID-19 - Coronavirus State and Local Fiscal Recovery Funds			
21.U01	I	219,636	-	U. S. Department of the Treasury	2021-3355	Wake County	2021-3355
		2,127,626,229	501,329,933	Total - Other Programs - U. S. Department of the Treasury Internal Revenue Service (IRS)			
<b><u>U. S. Appalachian Regional Commission</u></b>							
23.001	D	294,645	-	Appalachian Regional Development (See individual Appalachian Programs)			
23.002	D	339,011	-	Appalachian Area Development			
23.011	D	1,734,485	1,469,233	Appalachian Research, Technical Assistance, and Demonstration Projects			
23.011	I	4,709	-	Appalachian Research, Technical Assistance, and Demonstration Projects	CO-12600-F-C19-21	East Tennessee State University	
		2,372,850	1,469,233	Total - Other Programs - U. S. Appalachian Regional Commission			
<b><u>U. S. Equal Employment Opportunity Commission</u></b>							
30.U01	D	41,400	-	U. S. Equal Employment Opportunity Commission			45310019C0075
		41,400	-	Total - Other Programs - U. S. Equal Employment Opportunity Commission			
<b><u>U. S. Federal Communications Commission</u></b>							
32.006	D	63,066	-	COVID-19 Telehealth Program			
		63,066	-	Total - Other Programs - U. S. Federal Communications Commission			
<b><u>U. S. General Services Administration</u></b>							
39.003	D	1,432,818	-	Donation of Federal Surplus Personal Property			
		1,432,818	-	Total - Other Programs - U. S. General Services Administration			
<b><u>U. S. National Aeronautics and Space Administration</u></b>							
43.001	D	67,279	-	Science			
43.001	I	7,218	-	Science	02338-01	Universities Space Research Association	
43.008	D	206,655	-	Office of Stem Engagement (OSTEM)			
43.U01	I	63,750	-	U. S. National Aeronautics and Space Administration	LETTER DATED 9-23-03	National Action Council for Minorities in Engineering Inc	G-280155
43.U02	I	72,795	-	U. S. National Aeronautics and Space Administration	190210-19-02-C1	ARCTOS Technology Solution	Implementation of Fringe Projection
43.U03	I	9,827	-	U. S. National Aeronautics and Space Administration	2975-2019-0697	OptiPro Systems LLC	SBIR: Advanced NM Coordinate Metro
43.U04	I	5,217	-	U. S. National Aeronautics and Space Administration	2975-2019-0696	OptiPro Systems LLC	SBIR: Chromatic Interferometric Pro
43.U05	I	98,818	-	U. S. National Aeronautics and Space Administration	2975-2020-0570	OptiPro Systems LLC	Advance Nanometer CLass CMM
43.U06	I	15,867	-	U. S. National Aeronautics and Space Administration	2975-2020-0571	OptiPro Systems LLC	CIP for Optical Metrology
43.U07	D	304,088	39,784	U. S. National Aeronautics and Space Administration			App24075Cherokee10238Jackson
		851,514	39,784	Total - Other Programs - U. S. National Aeronautics and Space Administration			141Macon4269Swain1061
<b><u>U. S. National Foundation on the Arts and the Humanities</u></b>							
45.024	D	94,460	-	Promotion of the Arts Grants to Organizations and Individuals			
45.024	I	20,286	-	Promotion of the Arts Grants to Organizations and Individuals	29892	Arts Midwest	
45.024	I	10,800	-	Promotion of the Arts Grants to Organizations and Individuals	DANCE TOURING INITIATIVE	South Arts	
45.024	I	6,563	-	Promotion of the Arts Grants to Organizations and Individuals	GRANT 6303	South Arts	
45.025	D	1,538,805	1,445,724	Promotion of the Arts Partnership Agreements			
45.025	D	902,300	-	COVID-19 - Promotion of the Arts Partnership Agreements			
45.129	I	3,500	-	Promotion of the Humanities Federal/State Partnership	2020_0	North Carolina Humanities Council	
45.129	I	3,500	-	Promotion of the Humanities Federal/State Partnership	21-03	NC Humanities Council	
45.162	D	59,804	-	Promotion of the Humanities Teaching and Learning Resources and Curriculum Development			
45.164	D	36,777	-	Promotion of the Humanities Public Programs			
45.169	D	78,617	16,189	Promotion of the Humanities Office of Digital Humanities			
45.301	D	27,789	-	Museums for America			
45.309	D	123,571	-	Museum Grants for African American History and Culture			
45.310	D	7,448,127	4,982,807	Grants to States			
45.310	D	5,257,458	-	COVID-19 - Grants to States			
45.312	D	210,241	2,194	National Leadership Grants			
45.313	D	53,857	-	Laura Bush 21st Century Librarian Program			

**SCHEDULE OF EXPENDITURES OF FEDERAL AWARDS (DETAIL)**

For the Fiscal Year Ended June 30, 2022

Federal ALN	Direct/ Indirect	Program Expenditures	Amount Provided to Subrecipients	ALN Program Title	Pass-Through Entity Number	Pass-Through Entity Name	Additional Award Information
45.U01	I	10,800	-	U. S. National Foundation on the Arts and the Humanities	2018-3342	South Arts	2018-3342
45.U02	I	15,532	-	U. S. National Foundation on the Arts and the Humanities	Direct Award Letter Dated 02/18/2021	Massachusetts Historical Society	Chinese-American Tea Trade in
		<u>15,902,787</u>	<u>6,446,914</u>	Total - Other Programs - U. S. National Foundation on the Arts and the Humanities			
<b>U. S. National Science Foundation</b>							
47.041	D	332,835	5,487	Engineering			
47.041	I	124,540	-	Engineering	104753-Z3822205	Univ Of Maryland, College Park	
47.041	I	3,661	-	Engineering	1758638	Impact Bonding	
47.049	D	232,184	-	Mathematical and Physical Sciences			
47.049	I	10,848	-	Mathematical and Physical Sciences	PO-000081599	Louisiana State University (LSU)	
47.049	I	115,478	-	Mathematical and Physical Sciences	PT-004-2019	PhysTec	
47.050	D	116,027	-	Geosciences			
47.050	I	26,641	-	Geosciences	SU-21-1001-00-NCSU	Iris	
47.070	D	396,593	-	Computer and Information Science and Engineering			
47.070	I	45,221	-	Computer and Information Science and Engineering	067846-18552	Univ Of Illinois- Urbana	
47.070	I	34,986	-	Computer and Information Science and Engineering	2010124	AT&T	
47.070	I	30,894	-	Computer and Information Science and Engineering	20180625-01-CPC	University of North Carolina at Charlotte	
47.070	I	282,395	-	Computer and Information Science and Engineering	S9001482	University of California San Diego	
47.070	I	23,085	-	Computer and Information Science and Engineering	SUB00002419	University of Florida	
47.074	D	130,819	-	Biological Sciences			
47.075	D	291,420	-	Social, Behavioral, and Economic Sciences			
47.076	D	5,005,571	114,913	Education and Human Resources			
47.076	I	7,850	-	Education and Human Resources	083962-18472	Univ Of Illinois- Urbana	
47.076	I	109,765	-	Education and Human Resources	1601452	Riverside Community College District	
47.076	I	9,262	-	Education and Human Resources	1902225	Northwest State Community College	
47.076	I	9,695	-	Education and Human Resources	2020-0923-01	North Carolina State University	
47.076	I	2,290	-	Education and Human Resources	AACC-13900-017	American Association of Community Colleges	
47.079	D	91,829	-	Office of International Science and Engineering			
47.U01	D	271,414	-	U. S. National Science Foundation			IPAGRANT20210198
47.U02	I	5,673	-	U. S. National Science Foundation	CN-00050647 / P2096433	Univ Of Illinois- Urbana	85160
47.U03	I	5,000	-	U. S. National Science Foundation	22-1100	Univ Of Illinois- Urbana	2021-0384
47.U04	D	2,957	-	U. S. National Science Foundation			2022-110
47.U05	I	20,764	-	U. S. National Science Foundation	417686/URFAO: GR511017	University of Rochester	Freeform Optics Metrology Round
47.U06	I	24,857	-	U. S. National Science Foundation	417685/URFAO: GR511016	University of Rochester	Freeform Lens Arrays Phase II
47.U07	D	273	-	U. S. National Science Foundation			Support for student teams to
47.U08	D	15,920	-	U. S. National Science Foundation			Support for student teams to
47.U09	I	22,909	-	U. S. National Science Foundation	2131	Rutgers The State University	Non-Degree Data Infrastructure
		<u>7,803,656</u>	<u>120,400</u>	Total - Other Programs - U. S. National Science Foundation			
<b>U. S. Small Business Administration</b>							
59.037	D	6,524,255	-	Small Business Development Centers			
59.037	I	206,828	-	Small Business Development Centers	BPM 2021-2	Small Business Technology Dev Ctr	
59.037	I	194,055	-	Small Business Development Centers	BPM 2021-7	Small Business Technology Dev Ctr	
59.044	D	332,951	-	Veterans Outreach Program			
59.075	D	5,264,015	-	Shuttered Venue Operators Grant Program			
		<u>12,522,104</u>	-	Total - Other Programs - U. S. Small Business Administration			
<b>U. S. Department of Veterans Affairs</b>							
64.005	D	7,128,251	-	Grants to States for Construction of State Home Facilities			
64.027	D	3,407	-	Post-9/11 Veterans Educational Assistance			
64.028	D	209,797	-	Post-9/11 Veterans Educational Assistance			
64.124	D	587,135	-	All-Volunteer Force Educational Assistance			
64.U01	I	5,252	-	U. S. Department of Veterans Affairs	2019-1437_IPA	US Dept of Veteran Affairs	2019-1437_IPA
64.U02	D	4,157	-	U. S. Department of Veterans Affairs			Musculoskeletal Injury, Psychologic
64.U03	D	18,382	-	U. S. Department of Veterans Affairs			Expanding PRIDE
		<u>7,956,381</u>	-	Total - Other Programs - U. S. Department of Veterans Affairs			
<b>U. S. Environmental Protection Agency</b>							
66.001	D	2,008,693	-	Air Pollution Control Program Support			
66.032	D	176,115	-	State Indoor Radon Grants			
66.034	D	557,960	-	Surveys, Studies, Research, Investigations, Demonstrations, and Special Purpose Activities Relating to the Clean Air Act			
66.040	D	236,309	-	State Clean Diesel Grant Program			
66.204	D	161,789	-	Multipurpose Grants to States and Tribes			

**SCHEDULE OF EXPENDITURES OF FEDERAL AWARDS (DETAIL)**

For the Fiscal Year Ended June 30, 2022

Federal ALN	Direct/ Indirect	Program Expenditures	Amount Provided to Subrecipients	ALN Program Title	Pass-Through Entity Number	Pass-Through Entity Name	Additional Award Information
66.419	D	8,224,410	-	Water Pollution Control State, Interstate, and Tribal Program Support			
66.432	D	3,958,265	-	State Public Water System Supervision			
66.433	D	135,344	-	State Underground Water Source Protection			
66.444	D	644,851	-	Lead Testing in School and Child Care Program Drinking Water (SDWA 1464(d))			
66.454	D	288,056	-	Water Quality Management Planning			
66.456	D	758,565	-	National Estuary Program			
66.460	D	3,915,355	-	Nonpoint Source Implementation Grants			
66.461	D	21,222	8,413	Regional Wetland Program Development Grants			
66.462	D	130,266	-	National Wetland Program Development Grants and Five-Star Restoration Training Grant			
66.472	D	285,648	-	Beach Monitoring and Notification Program Implementation Grants			
66.605	D	748,644	-	Performance Partnership Grants			
66.701	D	39,000	-	Toxic Substances Compliance Monitoring Cooperative Agreements			
66.707	D	518,233	-	TSCA Title IV State Lead Grants Certification of Lead-Based Paint Professionals			
66.708	D	95,315	-	Pollution Prevention Grants Program			
66.716	I	(108)	-	Research, Development, Monitoring, Public Education, Outreach, Training, Demonstrations, and Studies	2020-1263	Extension Foundation	
66.716	I	18,650	-	Research, Development, Monitoring, Public Education, Outreach, Training, Demonstrations, and Studies	SA-2021-59	Extension Foundation	
66.801	D	2,213,110	-	Hazardous Waste Management State Program Support			
66.802	D	1,289,152	-	Superfund State, Political Subdivision, and Indian Tribe Site-Specific Cooperative Agreements			
66.804	D	691,366	-	Underground Storage Tank (UST) Prevention, Detection, and Compliance Program			
66.805	D	3,086,227	-	Leaking Underground Storage Tank Trust Fund Corrective Action Program			
66.U01	I	1,766	-	U. S. Environmental Protection Agency	2200339	Eastern Band Of The Cherokee	2022-0265
66.U02	D	35,997	-	U. S. Environmental Protection Agency			68HERH20P0127 PR-ORD-20-0
		<u>30,240,200</u>	<u>8,413</u>	Total - Other Programs - U. S. Environmental Protection Agency			
<b><u>U. S. Nuclear Regulatory Commission</u></b>							
77.008	D	52,607	-	U.S. Nuclear Regulatory Commission Scholarship and Fellowship Program			
77.U01	D	4,601	-	U. S. Nuclear Regulatory Commission			31310021P0036
		<u>57,208</u>	-	Total - Other Programs - U. S. Nuclear Regulatory Commission			
<b><u>U. S. Department of Energy</u></b>							
81.041	D	993,582	-	State Energy Program			
81.042	D	5,714,726	5,342,971	Weatherization Assistance for Low-Income Persons			
81.049	I	11,347	-	Office of Science Financial Assistance Program	2019-2600	Inventwood, LLC	
81.086	I	37,354	-	Conservation Research and Development	2019-3248	E4 Carolinas	
81.117	D	453,985	26,595	Energy Efficiency and Renewable Energy Information Dissemination, Outreach, Training and Technical Analysis/Assistance			
81.119	D	41,295	-	State Energy Program Special Projects			
81.121	D	375,564	-	Nuclear Energy Research, Development and Demonstration			
81.123	D	939,496	698,954	National Nuclear Security Administration (NNSA) Minority Serving Institutions (MSI) Program			
81.128	I	(9,411)	-	Energy Efficiency and Conservation Block Grant Program (EECBG)	2019-SEEA-111	Southeast Energy Eff Alliance	
81.137	D	105,616	-	Minority Economic Impact			
81.U01	I	14,132	-	U. S. Department of Energy	RELEASE NO 5 UBM 161615	Battelle Energy Alliance, LLC	DE-AC07-05ID14517
81.U02	I	49,444	-	U. S. Department of Energy	DE-EE0007155/013-004	Irec	2021-3286
81.U03	I	(3,391)	-	U. S. Department of Energy	AGR-2020-10205	Cilburn & Associates, LLC	2020-1315
81.U04	I	47,260	-	U. S. Department of Energy	390587	Battelle Memorial Institute	Increasing Distribution System
81.U05	I	27,176	-	U. S. Department of Energy	B632084	Lawrence Livermore Nat'l Lab	Surface Finish Measurement in X-Ray
81.U06	I	12	-	U. S. Department of Energy	4000168055	UT-Battelle, LLC	Coordinated Control and Stability
81.U07	I	4,582	-	U. S. Department of Energy	B630948	Lawrence Livermore Nat'l Lab	In-process turning metrology and da
81.U08	D	1,443	-	U. S. Department of Energy			CAPER - Federal Memberships
81.U09	D	6,436	-	U. S. Department of Energy			CAPER - Federal Memberships
81.U10	D	10,828	-	U. S. Department of Energy			CAPER - Federal Memberships
81.U11	I	43,531	-	U. S. Department of Energy	SUB-2020-10292	Alliance for Sustainable Energy LLC	Building BTM Devices and Support
81.U12	I	151,135	-	U. S. Department of Energy	4000181603/4000192649	UT-Battelle, LLC	Intelligent Power Stages
81.U13	I	202,985	-	U. S. Department of Energy	TO 4300166142	Consolidated Nuclear Security, LLC	SAM Task Order GFY21
81.U14	I	78,324	-	U. S. Department of Energy	TO 4300166142	Consolidated Nuclear Security, LLC	SAM Task Order GFY21
81.U15	I	63,772	-	U. S. Department of Energy	PO# N000378511	Honeywell Federal Manufacturing & Technologies, LLC	Non-Contact Dimensional Inspection
81.U16	I	26,134	-	U. S. Department of Energy	PO 2205172	Sandia National Laboratories	Radialene Radicals as Tunable Active
81.U17	I	46,075	-	U. S. Department of Energy	2975-2020-0074	Osazda Energy, LLC	Low-Cost, Crack-Tolerant, Screen-Pr
81.U18	I	49,124	-	U. S. Department of Energy	B644740	Lawrence Livermore Nat'l Lab	APIs and Data Formats

**SCHEDULE OF EXPENDITURES OF FEDERAL AWARDS (DETAIL)**

For the Fiscal Year Ended June 30, 2022

Federal ALN	Direct/ Indirect	Program Expenditures	Amount Provided to Subrecipients	ALN Program Title	Pass-Through Entity Number	Pass-Through Entity Name	Additional Award Information
81.U19	I	135,217	-	U. S. Department of Energy	4000191478	Oak Ridge National Laboratory	Design and Control of Advanced Mach
81.U20	I	28,070	-	U. S. Department of Energy	PO N000425367	Honeywell Federal Manufacturing & Technologies, LLC	Enhanced Optical Measurement Techno
81.U21	I	189,720	-	U. S. Department of Energy	10014917	Electric Power Research Institute EPRI	UNCC Support for GE Hitachi NRIC
		<u>9,835,563</u>	<u>6,068,520</u>	Total - Other Programs - U. S. Department of Energy			
<b>U. S. Department of Education</b>							
84.002	D	20,606,950	18,525,963	Adult Education - Basic Grants to States			
84.010	D	474,636,639	469,474,975	Title I Grants to Local Educational Agencies			
84.011	D	5,152,919	4,179,415	Migrant Education State Grant Program			
84.013	D	782,634	782,634	Title I State Agency Program for Neglected and Delinquent Children and Youth			
84.016	D	6,304	-	Undergraduate International Studies and Foreign Language Programs			
84.031	D	41,324,841	-	Higher Education Institutional Aid			
84.031	I	28,654	-	Higher Education Institutional Aid	18-0133	Columbus State University	
84.031	I	87,439	-	Higher Education Institutional Aid	A21-0013-S001	University of NC at Pembroke	
84.048	D	28,370,589	23,437,365	Career and Technical Education - Basic Grants to States			
84.116	D	71,695	-	Fund for the Improvement of Postsecondary Education			
84.120	D	505,429	-	Minority Science and Engineering Improvement			
84.126	D	101,239,121	48,571	Rehabilitation Services Vocational Rehabilitation Grants to States			
84.129	D	749,771	-	Rehabilitation Long-Term Training			
84.141	D	440,907	-	Migrant Education High School Equivalency Program			
84.144	D	37,320	-	Migrant Education Coordination Program			
84.161	D	310,495	-	Rehabilitation Services Client Assistance Program			
84.169	D	531,942	531,942	Independent Living State Grants			
84.177	D	796,508	-	Rehabilitation Services Independent Living Services for Older Individuals Who are Blind			
84.181	D	13,482,722	1,377,539	Special Education-Grants for Infants and Families			
84.184	I	2,828	-	School Safety National Activities (formerly, Safe and Drug-Free Schools and Communities-National Programs)	Work Order #20-0021	Public Schools of Robeson County	
84.187	D	490,579	-	Supported Employment Services for Individuals with the Most Significant Disabilities			
84.196	D	2,477,815	2,175,184	Education for Homeless Children and Youth			
84.224	D	535,108	-	Assistive Technology			
84.282	D	6,663,860	6,055,185	Charter Schools			
84.287	D	43,843,019	41,286,960	Twenty-First Century Community Learning Centers			
84.299	D	344,636	-	Indian Education - Special Programs for Indian Children			
84.299	I	292,741	-	Indian Education - Special Programs for Indian Children	20-21FEC	Lumbee Tribe	
84.299	I	18,253	-	Indian Education - Special Programs for Indian Children	BCS-2037256	University of Arizona	
84.299	I	322,452	-	Indian Education - Special Programs for Indian Children	S299A180037-21A	Lumbee Tribe of NC	
84.305	D	107,255	55,867	Education Research, Development and Dissemination			
84.305	I	24,434	-	Education Research, Development and Dissemination	GM10177 PO#2194581	University of Virginia	
84.305T	D	31,976	-	Transformative Research in the Education Sciences			
84.323	D	1,083,232	901,943	Special Education - State Personnel Development			
84.325	D	2,809,390	911,280	Special Education - Personnel Development to Improve Services and Results for Children with Disabilities			
84.326	D	360,509	-	Special Education Technical Assistance and Dissemination to Improve Services and Results for Children with Disabilities			
84.334	D	9,801,040	3,862,995	Gaining Early Awareness and Readiness for Undergraduate Programs	19100053-001	Purdue University	
84.334	I	78,614	-	Gaining Early Awareness and Readiness for Undergraduate Programs	A19-0115-S004	Appalachian State University	
84.334	I	35,249	-	Gaining Early Awareness and Readiness for Undergraduate Programs			
84.335	D	440,785	-	Child Care Access Means Parents in School			
84.335	I	16,221	16,221	Child Care Access Means Parents in School	FADKNNULH8K9	CADA	
84.336	I	335,303	-	Teacher Quality Partnership Grants	Subaward No: U336S180027-01	High Point University	
84.358	D	3,592,929	3,505,956	Rural Education			
84.365	D	14,702,286	14,129,953	English Language Acquisition State Grants			
84.367	D	55,803,906	53,959,649	Supporting Effective Instruction State Grants (formerly Improving Teacher Quality State Grants)			
84.369	D	9,445,571	-	Grants for State Assessments and Related Activities			
84.377	D	2,044,431	2,044,431	School Improvement Grants			
84.382	D	1,941,713	2,500	Strengthening Minority-Serving Institutions			
84.403	D	367,732	-	Consolidated Grant to the Outlying Areas			
84.407	D	30,574	-	Transition Programs for Students with Intellectual Disabilities into Higher Education			
84.411	D	1,501,835	-	Education Innovation and Research (formerly Investing in Innovation (i3) Fund)			
84.417	D	3,062	-	Directed Grants and Awards			
84.424	D	33,093,935	32,031,049	Student Support and Academic Enrichment Program			

**SCHEDULE OF EXPENDITURES OF FEDERAL AWARDS (DETAIL)**

For the Fiscal Year Ended June 30, 2022

Federal ALN	Direct/ Indirect	Program Expenditures	Amount Provided to Subrecipients	ALN Program Title	Pass-Through Entity Number	Pass-Through Entity Name	Additional Award Information
84.425B	D	2,146,281	-	COVID-19 - Education Stabilization Fund - Discretionary Grants: Rethink K-12 Education Models Grants			
84.425C	D	61,197,416	32,680,509	COVID-19 - Education Stabilization Fund - Governor's Emergency Education Relief (GEER) Fund			
84.425D	D	880,170,846	856,743,035	COVID-19 - Education Stabilization Fund - Elementary and Secondary School Emergency Relief (ESSER) Fund			
84.425E	D	422,135,566	-	COVID-19 - Education Stabilization Fund - Higher Education Emergency Relief Fund (HEERF) Student Aid Portion			
84.425F	D	389,980,662	-	COVID-19 - Education Stabilization Fund - Higher Education Emergency Relief Fund (HEERF) Institutional Aid Portion			
84.425J	D	79,177,106	-	COVID-19 - Education Stabilization Fund - Higher Education Emergency Relief Fund (HEERF) Historically Black Colleges and Universities (HBCUs)			
84.425L	D	3,105,222	-	COVID-19 - Education Stabilization Fund - Higher Education Emergency Relief Fund (HEERF) Minority Serving Institutions (MSIs)			
84.425M	D	14,224,764	-	COVID-19 - Education Stabilization Fund - Higher Education Emergency Relief Fund (HEERF) Strengthening Institutions Program (SIP)			
84.425N	D	209	-	COVID-19 - Education Stabilization Fund - Higher Education Emergency Relief Fund (HEERF) Fund for the Improvement of Postsecondary Education (FIPSE) Formula Grant			
84.425R	D	35,082,376	26,958,550	COVID-19 - Education Stabilization Fund - Coronavirus Response and Relief Supplemental Appropriations Act, 2021--Emergency Assistance for Non-Public Schools (CRRSA EANS)			
84.425S	D	5,355,188	-	COVID-19 - Education Stabilization Fund - Higher Education Emergency Relief Fund (HEERF) Supplemental Assistance to Institutions of Higher Education (SAIHE) Program			
84.425U	D	821,301,062	805,788,999	COVID-19 - Education Stabilization Fund - American Rescue Plan Elementary and Secondary School Emergency Relief (ARP ESSER) Fund			
84.425V	D	4,913,804	-	COVID-19 - Education Stabilization Fund - American Rescue Plan -- Emergency Assistance to Non-Public Schools (ARP EANS)			
84.425W	D	1,217,295	1,217,295	COVID-19 - Education Stabilization Fund -American Rescue Plan -- Elementary and Secondary School Emergency Relief -- Homeless Children and Youth			
84.426	D	532,578	-	COVID-19 - Randolph-Sheppard -- Financial Relief and Restoration Payments			
84.938	D	675,857	675,857	Disaster Recovery Assistance for Education			
84.U01	D	116,851	-	U. S. Department of Education			National Assessment of Education Progress- NAEP 2022-2226
84.U02	I	11,196	-	U. S. Department of Education	PO# 247975	Wake County Public Sch. Sys.	
84.U03	I	192,379	-	U. S. Department of Education	04898	American Institutes for Research	NTACT/AIR Collaboration to Improve
		<u>3,603,342,810</u>	<u>2,403,361,822</u>	Total - Other Programs - U. S. Department of Education			
<b><u>U. S. National Archives and Records Administration</u></b>							
89.003	D	17,003	-	National Historical Publications and Records Grants			
		<u>17,003</u>	-	Total - Other Programs - U. S. National Archives and Records Administration			
<b><u>U. S. Election Assistance Commission</u></b>							
90.404	D	6,751,364	254,156	2018 HAVA Election Security Grants			
90.500	I	106,742	-	International Broadcasting Independent Grantee Organizations	4507	Community Service Grant Radio	
		<u>6,858,106</u>	<u>254,156</u>	Total - Other Programs - U. S. Election Assistance Commission			
<b><u>U. S. Department of Health and Human Services</u></b>							
93.041	D	125,019	120,329	Special Programs for the Aging, Title VII, Chapter 3, Programs for Prevention of Elder Abuse, Neglect, and Exploitation			
93.042	D	374,592	374,592	Special Programs for the Aging, Title VII, Chapter 2, Long Term Care Ombudsman Services for Older Individuals			
93.042	D	293,538	293,538	COVID-19 - Special Programs for the Aging, Title VII, Chapter 2, Long Term Care Ombudsman Services for Older Individuals			
93.043	D	710,511	710,511	Special Programs for the Aging, Title III, Part D, Disease Prevention and Health Promotion Services			
93.048	D	364,580	58,000	Special Programs for the Aging, Title IV, and Title II, Discretionary Projects			
93.048	D	899,444	-	COVID-19 - Special Programs for the Aging, Title IV, and Title II, Discretionary Projects			
93.052	D	5,346,034	5,055,857	National Family Caregiver Support, Title III, Part E			
93.052	D	1,406,528	1,406,528	COVID-19 - National Family Caregiver Support, Title III, Part E			
93.059	D	454,763	-	Training in General, Pediatric, and Public Health Dentistry			
93.069	D	14,263,094	4,046,613	Public Health Emergency Preparedness			
93.070	D	516,171	45,666	Environmental Public Health and Emergency Response			
93.071	D	1,271,142	1,141,952	Medicare Enrollment Assistance Program			
93.072	D	216,296	-	Lifespan Respite Care Program			
93.073	D	150,868	-	Birth Defects and Developmental Disabilities - Prevention and Surveillance			

## SCHEDULE OF EXPENDITURES OF FEDERAL AWARDS (DETAIL)

For the Fiscal Year Ended June 30, 2022

Federal ALN	Direct/ Indirect	Program Expenditures	Amount Provided to Subrecipients	ALN Program Title	Pass-Through Entity Number	Pass-Through Entity Name	Additional Award Information
93.074	D	260,490	-	Hospital Preparedness Program (HPP) and Public Health Emergency Preparedness (PHEP) Aligned Cooperative Agreements			
93.079	D	122,348	-	Cooperative Agreements to Promote Adolescent Health through School-Based HIV/STD Prevention and School-Based Surveillance			
93.080	D	303,486	303,486	Blood Disorder Program: Prevention, Surveillance, and Research			
93.090	D	546,887	546,887	Guardianship Assistance			
93.090	D	55,117	52,975	COVID-19 - Guardianship Assistance			
93.092	D	1,476,414	1,164,331	Affordable Care Act (ACA) Personal Responsibility Education Program			
93.103	D	2,969,207	-	Food and Drug Administration Research			
93.110	D	3,703,427	3,037,501	Maternal and Child Health Federal Consolidated Programs			
93.110	I	9,092	-	Maternal and Child Health Federal Consolidated Programs	5H30MC24046-10-00	Hemophilia of Georgia Inc	
93.110	I	864	-	Maternal and Child Health Federal Consolidated Programs	HWPEKM8VFTJ9	Hemophilia of Georgia Inc	
93.113	D	213,636	-	Environmental Health			
93.113	I	223,234	-	Environmental Health	3-340-0217136-65799L	RTI International	
93.116	D	1,411,696	530,011	Project Grants and Cooperative Agreements for Tuberculosis Control Programs			
93.124	D	28,222	-	Nurse Anesthetist Traineeship			
93.127	D	52,048	-	Emergency Medical Services for Children			
93.130	D	226,788	-	Cooperative Agreements to States/Territories for the Coordination and Development of Primary Care Offices			
93.136	D	10,291,653	5,365,312	COVID-19 - Injury Prevention and Control Research and State and Community Based Programs			
93.143	D	31,829	-	NIEHS Superfund Hazardous Substances Basic Research and Education			
93.150	D	554,152	513,471	Projects for Assistance in Transition from Homelessness (PATH)			
93.155	D	1,034,955	1,034,955	Rural Health Research Centers			
93.165	D	65,451	-	Grants to States for Loan Repayment			
93.172	D	206,025	-	Human Genome Research			
93.178	D	167,375	-	Nursing Workforce Diversity			
93.191	D	254,901	-	Graduate Psychology Education			
93.197	D	430,996	-	Childhood Lead Poisoning Prevention Projects, State and Local Childhood Lead Poisoning Prevention and Surveillance of Blood Lead Levels in Children			
93.211	D	527,341	28,125	Telehealth Programs			
93.213	I	9,047	-	Research and Training in Complementary and Integrative Health	Tact2 Trial to Access Chelatio	Mount Sinai Medical Center	
93.217	D	7,645,427	5,858,277	Family Planning Services			
93.234	D	123,143	123,142	Traumatic Brain Injury State Demonstration Grant Program			
93.235	D	585,092	259,899	Title V State Sexual Risk Avoidance Education (Title V State SRAE) Program			
93.236	D	228,648	-	Grants to States to Support Oral Health Workforce Activities			
93.240	D	174,067	11,521	State Capacity Building			
93.240	D	27,379	-	COVID-19 - State Capacity Building			
93.241	D	650,950	348,976	State Rural Hospital Flexibility Program			
93.243	D	6,739,975	5,095,707	Substance Abuse and Mental Health Services Projects of Regional and National Significance			
93.243	I	29,519	-	Substance Abuse and Mental Health Services Projects of Regional and National Significance	5H79TI081046-03	Brunswick County	
93.247	D	688,050	-	Advanced Nursing Education Workforce Grant Program			
93.251	D	181,958	-	Early Hearing Detection and Intervention			
93.262	D	96,641	30,000	Occupational Safety and Health Program			
93.262	I	33,023	14,000	Occupational Safety and Health Program	3210001809-19-121/PO7800005771	Univ of Kentucky Research Found	
93.262	I	3,257	-	Occupational Safety and Health Program	3210001810-20-165	Univ of Kentucky Research Found	
93.262	I	4,538	-	Occupational Safety and Health Program	Email dated 10/16/19	University of Kentucky	
93.268	D	157,043,013	2,392,788	Immunization Cooperative Agreements			
93.268	D	98,508,793	17,395,901	COVID-19 - Immunization Cooperative Agreements			
93.270	D	316,875	-	Viral Hepatitis Prevention and Control			
93.276	D	117,462	-	Drug-Free Communities Support Program Grants			
93.279	D	34,835	-	Drug Abuse and Addiction Research Programs			
93.297	D	17,619	9,121	Teenage Pregnancy Prevention Program			
93.301	D	240,156	240,156	Small Rural Hospital Improvement Grant Program			
93.305	D	(72)	-	PPHF 2018: Office of Smoking and Health-National State-Based Tobacco Control Programs-Financed in part by 2018 Prevention and Public Health funds (PPHF)			
93.310	I	173,008	-	Trans-NIH Research Support	A19-0002-S003	North Carolina Central University	
93.314	D	67,288	-	Early Hearing Detection and Intervention Information System (EHDI-IS) Surveillance Program			
93.317	D	2,763	-	Emerging Infections Programs			
93.323	D	2,560,574	740,620	Epidemiology and Laboratory Capacity for Infectious Diseases (ELC)			
93.323	D	621,652,278	65,906,760	COVID-19 - Epidemiology and Laboratory Capacity for Infectious Diseases (ELC)			
93.324	D	1,255,627	588,160	State Health Insurance Assistance Program			
93.327	D	54,623	-	Demonstration Grants for Domestic Victims of Human Trafficking			



## SCHEDULE OF EXPENDITURES OF FEDERAL AWARDS (DETAIL)

For the Fiscal Year Ended June 30, 2022

Federal ALN	Direct/ Indirect	Program Expenditures	Amount Provided to Subrecipients	ALN Program Title	Pass-Through Entity Number	Pass-Through Entity Name	Additional Award Information
93.334	D	135,225	-	The Healthy Brain Initiative: Technical Assistance to Implement Public Health Actions related to Cognitive Health, Cognitive Impairment, and Caregiving at the State and Local Levels			
93.336	D	356,795	-	Behavioral Risk Factor Surveillance System			
93.354	D	1,918,837	1,364,428	COVID-19 - Public Health Emergency Response: Cooperative Agreement for Emergency Response: Public Health Crisis Response			
93.359	D	1,066,743	142,107	Nurse Education, Practice Quality and Retention Grants			
93.387	D	2,403,834	592,053	National and State Tobacco Control Program			
93.391	D	5,443,963	2,267,682	COVID-19 - Activities to Support State, Tribal, Local and Territorial (STLT) Health Department Response to Public Health or Healthcare Crises			
93.398	I	5,076	-	Cancer Research Manpower	341-100200-114320	Wake Forest	
93.426	D	2,136,656	-	Improving the Health of Americans through Prevention and Management of Diabetes and Heart Disease and Stroke			
93.434	D	12,181,717	1,925,305	Every Student Succeeds Act/Preschool Development Grants			
93.435	D	848,024	524,032	Innovative State and Local Public Health Strategies to prevent and Manage Diabetes and Heart Disease and Stroke			
93.436	D	740,469	299,060	Well-Integrated Screening and Evaluation for Women Across the Nation (WISEWOMAN)			
93.439	D	668,980	115,936	State Physical Activity and Nutrition (SPAN)			
93.461	D	8,913,353	-	COVID-19 Testing for the Uninsured			
93.478	D	441,460	92,180	Preventing Maternal Deaths: Supporting Maternal Mortality Review Committees			
93.495	D	1,235	-	Community Health Workers for Public Health Response and Resilient			
93.498	D	15,614,936	-	COVID-19 - Provider Relief Fund			
93.499	D	11,081,713	-	Low Income Household Water Assistance Program			
93.499	D	250,866	-	COVID-19 - Low Income Household Water Assistance Program			
93.526	D	102,468	102,468	Grants for Capital Development in Health Centers			
93.556	D	9,485,584	3,810,665	MaryLee Allen Promoting Safe and Stable Families Program			
93.558	D	293,087,215	166,371,575	Temporary Assistance for Needy Families			
93.558	D	8,540,903	-	COVID-19 - Temporary Assistance for Needy Families			
93.558	I	86,653	-	Temporary Assistance for Needy Families	CACNC DHHS Subaward Agreement	Children's Advocacy Center of NC Inc.	
93.560	D	(3,318)	-	Payments to Territories – Adults			
93.563	D	116,957,735	12,039,952	Child Support Enforcement			
93.566	D	6,388,880	3,838,045	Refugee and Entrant Assistance State/Replacement Designee Administered Programs			
93.566	D	144,108	144,108	COVID-19 - Refugee and Entrant Assistance State/Replacement Designee Administered Programs			
93.568	D	94,504,316	-	Low-Income Home Energy Assistance			
93.568	D	69,862,555	-	COVID-19 - Low-Income Home Energy Assistance			
93.569	D	5,316,152	5,229,992	COVID-19 - Community Services Block Grant			
93.569	D	22,603,532	21,428,311	Community Services Block Grant			
93.586	D	274,758	-	State Court Improvement Program			
93.590	D	1,213,287	1,034,042	Community-Based Child Abuse Prevention Grants			
93.590	D	75,480	-	COVID-19 - Community-Based Child Abuse Prevention Grants			
93.597	D	267,742	-	Grants to States for Access and Visitation Programs			
93.599	D	1,015,978	1,015,978	Chafee Education and Training Vouchers Program (ETV)			
93.603	D	20,408	-	Adoption and Legal Guardianship Incentive Payments			
93.630	D	2,182,966	913,843	Developmental Disabilities Basic Support and Advocacy Grants			
93.630	D	59,070	59,070	COVID-19 - Developmental Disabilities Basic Support and Advocacy Grants			
93.639	D	32,316	-	ACA-Transforming Clinical Practice Initiative: Support and Alignment Networks (SANs)			
93.643	D	363,785	125,264	Children's Justice Grants to States			
93.645	D	10,122,884	1,630,773	Stephanie Tubbs Jones Child Welfare Services Program			
93.645	D	1,226,336	1,168,718	COVID-19 - Stephanie Tubbs Jones Child Welfare Services Program			
93.658	D	103,721,012	38,884,139	Foster Care Title IV-E			
93.658	D	2,751,058	2,710,884	COVID-19 - Foster Care Title IV-E			
93.659	D	67,720,970	62,481,327	Adoption Assistance			
93.659	D	5,705,590	5,687,642	COVID-19 - Adoption Assistance			
93.667	D	71,480,399	57,548,354	Social Services Block Grant			
93.669	D	1,409,645	350,163	Child Abuse and Neglect State Grants			
93.669	I	985	-	Child Abuse and Neglect State Grants	CACNC DHHS Subaward Agreement	Children's Advocacy Center of NC Inc.	
93.671	D	3,569,151	3,421,698	Family Violence Prevention and Services/Domestic Violence Shelter and Supportive Services			
93.674	D	3,095,105	1,318,878	John H. Chafee Foster Care Program for Successful Transition to Adulthood			
93.674	D	9,031,683	9,031,683	COVID-19 - John H. Chafee Foster Care Program for Successful Transition to Adulthood			
93.685	D	718,324	718,324	Drug Vial Size Report			
93.732	D	1,641,369	-	Mental and Behavioral Health Education and Training Grants			
93.747	D	209,975	7,200	Elder Abuse Prevention Interventions Program			

## SCHEDULE OF EXPENDITURES OF FEDERAL AWARDS (DETAIL)

For the Fiscal Year Ended June 30, 2022

Federal ALN	Direct/ Indirect	Program Expenditures	Amount Provided to Subrecipients	ALN Program Title	Pass-Through Entity Number	Pass-Through Entity Name	Additional Award Information
93.761	D	48,299	-	Evidence-Based Falls Prevention Programs Financed Solely by Prevention and Public Health Funds (PPHF)			
93.767	D	602,235,573	-	Children's Health Insurance Program			
93.767	D	44,567,626	-	COVID-19 - Children's Health Insurance Program			
93.788	D	41,328,246	40,085,202	Opioid STR			
93.791	D	7,692,810	-	Money Follows the Person Rebalancing Demonstration			
93.791	D	267,662	-	COVID-19 - Money Follows the Person Rebalancing Demonstration			
93.799	D	36,290	-	CARA Act - Comprehensive Addiction and Recovery Act of 2016			
93.800	D	620,496	152,369	Organized Approaches to Increase Colorectal Cancer Screening			
93.810	D	300,000	-	Paul Coverdell National Acute Stroke Program National Center for Chronic Disease Prevention and Health Promotion			
93.817	D	456	418	Hospital Preparedness Program (HPP) Ebola Preparedness and Response Activities			
93.829	D	555,772	-	Section 223 Demonstration Programs to Improve Community Mental Health Services			
93.837	D	(419)	-	Cardiovascular Diseases Research			
93.859	D	940,320	173,211	Biomedical Research and Research Training			
93.859	I	3,000	-	Biomedical Research and Research Training	11001041-052	Purdue University	
93.859	I	27,014	-	Biomedical Research and Research Training	5122430	Chapel Hill	
93.865	D	18,176	-	Child Health and Human Development Extramural Research			
93.866	I	12,965	-	Aging Research	S001803-DHHS	The Pennsylvania State University	
93.867	D	145,583	-	Vision Research			
93.870	D	3,358,240	2,590,359	Maternal, Infant and Early Childhood Home Visiting Grant			
93.879	D	166,166	97,285	Medical Library Assistance			
93.881	D	25,055	-	The Health Insurance Enforcement and Consumer Protections Grant Program			
93.884	D	266,450	-	Grants for Primary Care Training and Enhancement			
93.889	D	7,727,968	5,904,479	National Bioterrorism Hospital Preparedness Program			
93.898	D	4,612,599	2,080,164	Cancer Prevention and Control Programs for State, Territorial and Tribal Organizations			
93.913	D	292,902	-	Grants to States for Operation of State Offices of Rural Health			
93.917	D	43,384,421	8,290,410	HIV Care Formula Grants			
93.918	D	816,044	-	Grants to Provide Outpatient Early Intervention Services with Respect to HIV Disease			
93.926	D	2,254,584	1,329,793	Healthy Start Initiative			
93.940	D	12,067,764	4,178,844	HIV Prevention Activities Health Department Based			
93.944	D	470,290	-	Human Immunodeficiency Virus (HIV)/Acquired Immunodeficiency Virus Syndrome (AIDS) Surveillance			
93.958	D	26,946,348	26,946,348	Block Grants for Community Mental Health Services			
93.958	I	14,340	-	Block Grants for Community Mental Health Services			
93.958	D	1,828,684	1,814,349	COVID-19 - Block Grants for Community Mental Health Services	3770303	State Of Rhode Island	
93.959	D	55,387,409	46,608,044	Block Grants for Prevention and Treatment of Substance Abuse			
93.959	D	2,249,883	2,209,944	COVID-19 - Block Grants for Prevention and Treatment of Substance Abuse			
93.959	I	188,565	21,812	Block Grants for Prevention and Treatment of Substance Abuse	UTA21-000032	University Of Texas - Austin	
93.977	D	2,804,208	65,342	Sexually Transmitted Diseases (STD) Prevention and Control Grants			
93.981	D	548,729	-	Improving Student Health and Academic Achievement through Nutrition, Physical Activity and the Management of Chronic Conditions in Schools			
93.982	D	701,038	-	Mental Health Disaster Assistance and Emergency Mental Health			
93.982	D	2,582,091	1,166,464	COVID-19 - Mental Health Disaster Assistance and Emergency Mental Health			
93.991	D	3,604,872	3,035,045	Preventive Health and Health Services Block Grant			
93.994	D	16,465,953	15,316,041	Maternal and Child Health Services Block Grant to the States			
93.U01	D	245,289	-	U. S. Department of Health and Human Services			#HHSF223201810132C
93.U02	D	701,787	-	U. S. Department of Health and Human Services			#HHSF223201810167C
93.U03	D	13,606	-	U. S. Department of Health and Human Services			DASIS - Drug and Alcohol Information System
93.U04	D	(75)	-	U. S. Department of Health and Human Services			DASIS - Drug and Alcohol Information System
93.U05	D	12,365	-	U. S. Department of Health and Human Services			22IPA2211283
93.U06	I	30,064	-	U. S. Department of Health and Human Services	2021-0022	Centers for Disease Control & Prevention	20IPA2014151
93.U07	D	35,619	-	U. S. Department of Health and Human Services			Cadence Adults Cadence and Intensity
93.U08	I	13,546	-	U. S. Department of Health and Human Services	3200004621-22-190	University of Kentucky Research Foundation	Bystander-informed See it Stop
		<u>2,818,639,384</u>	<u>695,307,470</u>	Total - Other Programs - U. S. Department of Health and Human Services			
<b>U. S. Corporation for National and Community Service</b>							
94.002	D	82,633	-	Retired and Senior Volunteer Program			
94.003	D	510,700	-	State Commissions			
94.006	D	6,277,122	6,277,122	AmeriCorps			
94.006	I	(1,560)	-	AmeriCorps	2019-3079	College Advising Corps	
94.006	I	353,963	-	AmeriCorps	21AFHNC0010003	NC Commission Volunteerism & Community Service	

**SCHEDULE OF EXPENDITURES OF FEDERAL AWARDS (DETAIL)**

For the Fiscal Year Ended June 30, 2022

Federal ALN	Direct/ Indirect	Program Expenditures	Amount Provided to Subrecipients	ALN Program Title	Pass-Through Entity Number	Pass-Through Entity Name	Additional Award Information
94.009	D	160,845	-	Training and Technical Assistance			
94.021	D	298,999	298,999	Volunteer Generation Fund			
		<u>7,682,702</u>	<u>6,576,121</u>	Total - Other Programs - U. S. Corporation for National and Community Service			
<b>U. S. Social Security Administration</b>							
96.008	D	236,777	-	Social Security - Work Incentives Planning and Assistance Program			
		<u>236,777</u>	<u>-</u>	Total - Other Programs - U. S. Social Security Administration			
<b>U. S. Department of Homeland Security</b>							
97.005	I	122,075	-	State and Local Homeland Security National Training Program	FY18-00075-S01-NCCU	The Center for Rural Development	
97.005	I	63,325	-	State and Local Homeland Security National Training Program	FY19-00048-S01-NCCU	The Center for Rural Development	
97.008	D	462,677	462,677	Non-Profit Security Program			
97.012	D	1,712,284	-	Boating Safety Financial Assistance			
97.023	D	455,431	-	Community Assistance Program State Support Services Element (CAP-SSSE)			
97.029	D	4,786,445	398,134	Flood Mitigation Assistance			
97.036	D	127,611,381	84,190,822	Disaster Grants - Public Assistance (Presidentially Declared Disasters)			
97.036	D	324,352,628	92,413,812	COVID-19 Disaster Grants - Public Assistance (Presidentially Declared Disasters)			
97.039	D	6,977,153	5,168,235	Hazard Mitigation Grant			
97.041	D	344,979	-	National Dam Safety Program			
97.042	D	8,736,930	6,600,993	Emergency Management Performance Grants			
97.043	D	409,508	-	State Fire Training Systems Grants			
97.045	D	2,953,689	-	Cooperating Technical Partners			
97.047	D	122,545	-	Pre-Disaster Mitigation			
97.050	D	688,351	-	Presidential Declared Disaster Assistance to Individuals and Households - Other Needs			
97.056	D	1,240,525	-	Port Security Grant Program			
97.067	D	2,635,499	2,419,436	Homeland Security Grant Program			
97.077	I	5,404	-	Homeland Security Research, Development, Testing, Evaluation, and Demonstration of Technologies Related to Nuclear Threat Detection	3431024	Duke University	
97.082	D	20,508	-	Earthquake Consortium			
		<u>483,701,337</u>	<u>191,654,109</u>	Total - Other Programs - U. S. Department of Homeland Security			
<b>U. S. Agency for International Development</b>							
98.U01	I	(25)	-	U. S. Agency for International Development	RC102095BHEARD-MALAWI	Michigan State University	2015-1922
		<u>(25)</u>	<u>-</u>	Total - Other Programs - U. S. United States Agency for International Development			
<b>Other Federal Assistance</b>							
99.U01	D	71,615	-	Miscellaneous			BHSIS - Behavioral Health Information System
99.U02	I	14,621	-	Miscellaneous	UL1TR001420	Wake Forest University	Community Engagement Boost Award
		<u>86,236</u>	<u>-</u>	Total - Other Programs - Miscellaneous			
		<u>11,807,660,841</u>	<u>4,193,723,537</u>	Total - Other Programs			
		<u>\$ 38,236,389,334</u>	<u>\$ 6,425,081,542</u>	<b>Total Expenditures of Federal Awards</b>			

N/A = Not Available

D = Direct Federal Assistance - Assistance received directly from the federal government or received in a pass-through relationship from other State entities.

I = Indirect Federal Assistance - Assistance received in a pass-through relationship from entities other than the federal government or other State entities.

The accompanying notes are an integral part of this schedule.

**SCHEDULE OF EXPENDITURES OF FEDERAL AWARDS (BY STATE AGENCY)**

For the Fiscal Year Ended June 30, 2022

Federal ALN	Direct/ Indirect	Program Expenditures	ALN Program Title	Pass-Through Entity Number	Pass-Through Entity Name	Additional Award Information
<i>Primary Government</i>						
<b><u>N. C. Administrative Office of the Courts</u></b>						
16.585	D	\$ 17,546	Drug Court Discretionary Grant Program			
16.585	I	70,770	Drug Court Discretionary Grant Program	2019-DC-BX-0035	Washington County	
16.585	I	229,090	Drug Court Discretionary Grant Program	2019-VC-BX-0081/2020-VC-BX-0128	Harnett County	
16.585	I	30,636	Drug Court Discretionary Grant Program	2020-DC-BX-0155	Robeson County	
16.585	I	60,304	Drug Court Discretionary Grant Program	2020VCBX0118	City of Winston Salem	
16.585	I	61,578	Drug Court Discretionary Grant Program	2020VCBX0118/ 2019DCBX0049	Catawba County	
16.820	D	63,226	Postconviction Testing of DNA Evidence			
16.833	I	86,918	National Sexual Assault Kit Initiative	2020-VC-BX-0129	City of Durham	
16.833	I	11,378	National Sexual Assault Kit Initiative	5H79TI081046-03	City of Fayetteville	
16.836	D	53,465	Indigent Defense			
16.838	I	73,172	Comprehensive Opioid, Stimulant, and Substance Abuse Program	2020-AR-BX-0018	Lenoir County	
21.027	D	13,413,961	COVID-19 - Coronavirus State and Local Fiscal Recovery Funds			
93.243	I	29,519	Substance Abuse and Mental Health Services Projects of Regional and National Significance	5H79TI081046-03	Brunswick County	
93.586	D	274,758	State Court Improvement Program			
		<u>14,476,321</u>	Total - N. C. Administrative Office of the Courts			
<b><u>N. C. Community College System</u></b>						
17.285	D	1,118,900	Apprenticeship USA Grants			
21.019	D	667,835	COVID-19 - Coronavirus Relief Fund			
21.027	D	38,711,399	COVID-19 - Coronavirus State and Local Fiscal Recovery Funds			
84.002	D	20,606,950	Adult Education - Basic Grants to States			
		<u>61,105,084</u>	Total - N. C. Community College System			
<b><u>N. C. Department of Administration</u></b>						
11.805	D	127,990	MBDA Business Center			
14.871	D	5,011,656	Section 8 Housing Choice Vouchers			
14.879	D	5,953	Mainstream Vouchers			
17.265	D	308,584	Native American Employment and Training			
21.019	D	8,910,256	COVID-19 - Coronavirus Relief Fund			
21.027	D	19,341,378	COVID-19 - Coronavirus State and Local Fiscal Recovery Funds			
39.003	D	1,432,818	Donation of Federal Surplus Personal Property			
93.327	D	54,623	Demonstration Grants for Domestic Victims of Human Trafficking			
93.671	D	3,569,151	Family Violence Prevention and Services/Domestic Violence Shelter and Supportive Services			
		<u>38,762,409</u>	Total - N. C. Department of Administration			
<b><u>N. C. Department of Agriculture and Consumer Services</u></b>						
10.025	D	2,188,012	Plant and Animal Disease, Pest Control, and Animal Care			
10.153	D	5,000	Market News			
10.163	D	97,534	Market Protection and Promotion			
10.170	D	1,140,756	Specialty Crop Block Grant Program - Farm Bill			
10.178	D	11,138,250	Trade Mitigation Program Eligible Recipient Agency Operational Funds			
10.203	D	510,412	Payments to Agricultural Experiment Stations Under the Hatch Act			
10.250	D	180,416	Agricultural and Rural Economic Research, Cooperative Agreements and Collaborations			
10.304	D	35,252	Homeland Security Agricultural			
10.475	D	5,973,065	Cooperative Agreements with States for Intrastate Meat and Poultry Inspection			
10.479	D	137,476	Food Safety Cooperative Agreements			
10.525	D	500,000	Farm and Ranch Stress Assistance Network Competitive Grants Program			
10.555	D	61,809,527	National School Lunch Program			
10.560	D	2,212,219	State Administrative Expenses for Child Nutrition			
10.565	D	5,313,581	Commodity Supplemental Food Program			
10.568	D	12,287,343	Emergency Food Assistance Program (Administrative Costs)			
10.569	D	33,671,408	Emergency Food Assistance Program (Food Commodities)			
10.652	D	465,365	Forestry Research			
10.664	D	2,565,055	Cooperative Forestry Assistance			
10.678	D	85,219	Forest Stewardship Program			
10.680	D	785,439	Forest Health Protection			
10.902	D	361,141	Soil and Water Conservation			
10.934	D	764,990	Feral Swine Eradication and Control Pilot Program			
10.U01	D	1,147,825	U. S. Department of Agriculture			Phytosanitary Fees

**SCHEDULE OF EXPENDITURES OF FEDERAL AWARDS (BY STATE AGENCY)**

For the Fiscal Year Ended June 30, 2022

Federal ALN	Direct/ Indirect	Program Expenditures	ALN Program Title	Pass-Through Entity Number	Pass-Through Entity Name	Additional Award Information
12.U01	D	1,447,231	U. S. Department of Defense			#DCBR-CA-11
15.615	D	132,037	Cooperative Endangered Species Conservation Fund			
15.657	D	20,604	Endangered Species Recovery Implementation			
21.019	D	4,872,578	COVID-19 - Coronavirus Relief Fund			
21.027	D	19,187,422	COVID-19 - Coronavirus State and Local Fiscal Recovery Funds			
66.605	D	748,644	Performance Partnership Grants			
93.103	D	2,887,675	Food and Drug Administration Research			
93.U01	D	245,289	U. S. Department of Health and Human Services			#HHSF223201810132C
93.U02	D	701,787	U. S. Department of Health and Human Services			#HHSF223201810167C
		<u>173,618,552</u>	Total - N. C. Department of Agriculture and Consumer Services			
<b><u>N. C. Department of Commerce</u></b>						
12.610	D	14,740	Community Economic Adjustment Assistance for Compatible Use and Joint Land Use Studies			
14.228	D	35,620,972	Community Development Block Grants/State's program and Non-Entitlement Grants in Hawaii			
14.228	D	11,622,604	COVID-19 - Community Development Block Grants/State's program and Non-Entitlement Grants in Hawaii			
17.002	D	1,465,665	Labor Force Statistics			
17.207	D	25,217,886	Employment Service/Wagner-Peyser Funded Activities			
17.225	D	279,741,212	Unemployment Insurance			
17.225	D	1,003,098,407	COVID-19 - Unemployment Insurance			
17.245	D	3,214,364	Trade Adjustment Assistance			
17.258	D	21,870,009	WIOA Adult Program			
17.259	D	23,867,892	WIOA Youth Activities			
17.261	D	582,231	WIOA Pilots, Demonstrations, and Research Projects			
17.271	D	657,699	Work Opportunity Tax Credit Program (WOTC)			
17.273	D	941,287	Temporary Labor Certification for Foreign Workers			
17.277	D	1,284	WIOA National Dislocated Worker Grants / WIA National Emergency Grants			
17.277	D	1,710,618	COVID-19 - WIOA National Dislocated Worker Grants / WIA National Emergency Grants			
17.278	D	32,567,169	WIOA Dislocated Worker Formula Grants			
17.281	D	1,962,379	WIOA Dislocated Worker National Reserve Technical Assistance and Training			
17.801	D	6,913,824	Jobs for Veterans State Grants			
20.700	D	603,696	Pipeline Safety Program State Base Grant			
21.019	D	503,187	COVID-19 - Coronavirus Relief Fund			
21.027	D	2,412,653	COVID-19 - Coronavirus State and Local Fiscal Recovery Funds			
23.011	D	1,734,485	Appalachian Research, Technical Assistance, and Demonstration Projects			
97.050	D	688,351	Presidential Declared Disaster Assistance to Individuals and Households - Other Needs			
		<u>1,457,012,614</u>	Total - N. C. Department of Commerce			
<b><u>N. C. Department of Environmental Quality</u></b>						
10.923	D	893,895	Emergency Watershed Protection Program			
11.407	D	48,153	Interjurisdictional Fisheries Act of 1986			
11.419	D	3,253,026	Coastal Zone Management Administration Awards			
11.420	D	786,091	Coastal Zone Management Estuarine Research Reserves			
11.434	D	130,328	Cooperative Fishery Statistics			
11.435	D	203,692	Southeast Area Monitoring and Assessment Program			
11.439	D	92,144	Marine Mammal Data Program			
11.454	I	4,482,079	Unallied Management Projects	NA21NMF4540291	Atlantic States Marine Fisheries Commission	
11.473	D	140,038	Office for Coastal Management			
11.474	D	301,995	Atlantic Coastal Fisheries Cooperative Management Act			
11.477	D	29,880	Fisheries Disaster Relief			
15.605	D	3,015,577	Sport Fish Restoration			
15.616	D	13,756	Clean Vessel Act			
15.808	D	55,394	U.S. Geological Survey Research and Data Collection			
15.810	D	218,729	National Cooperative Geologic Mapping			
15.980	D	259,141	National Ground-Water Monitoring Network			
21.027	D	4,239,109	COVID-19 - Coronavirus State and Local Fiscal Recovery Funds			
66.001	D	2,008,693	Air Pollution Control Program Support			
66.034	D	557,960	Surveys, Studies, Research, Investigations, Demonstrations, and Special Purpose Activities Relating to the Clean Air Act			
66.040	D	236,309	State Clean Diesel Grant Program			

**SCHEDULE OF EXPENDITURES OF FEDERAL AWARDS (BY STATE AGENCY)**

For the Fiscal Year Ended June 30, 2022

Federal ALN	Direct/ Indirect	Program Expenditures	ALN Program Title	Pass-Through Entity Number	Pass-Through Entity Name	Additional Award Information
66.204	D	111,568	Multipurpose Grants to States and Tribes			
66.419	D	8,224,410	Water Pollution Control State, Interstate, and Tribal Program Support			
66.432	D	3,958,265	State Public Water System Supervision			
66.433	D	135,344	State Underground Water Source Protection			
66.454	D	288,056	Water Quality Management Planning			
66.456	D	758,565	National Estuary Program			
66.458	D	28,676,000	Capitalization Grants for Clean Water State Revolving Funds			
66.460	D	3,915,355	Nonpoint Source Implementation Grants			
66.462	D	130,266	National Wetland Program Development Grants and Five-Star Restoration Training Grant			
66.468	D	43,236,080	Capitalization Grants for Drinking Water State Revolving Funds			
66.472	D	285,648	Beach Monitoring and Notification Program Implementation Grants			
66.708	D	95,315	Pollution Prevention Grants Program			
66.801	D	2,213,110	Hazardous Waste Management State Program Support			
66.802	D	1,289,152	Superfund State, Political Subdivision, and Indian Tribe Site-Specific Cooperative Agreements			
66.804	D	691,366	Underground Storage Tank (UST) Prevention, Detection, and Compliance Program			
66.805	D	3,086,227	Leaking Underground Storage Tank Trust Fund Corrective Action Program			
81.041	D	993,582	State Energy Program			
81.042	D	5,714,726	Weatherization Assistance for Low-Income Persons			
81.119	D	41,295	State Energy Program Special Projects			
97.041	D	344,979	National Dam Safety Program			
97.056	D	344,617	Port Security Grant Program			
		<u>125,499,915</u>	Total - N. C. Department of Environmental Quality			
<b><u>N. C. Department of Health and Human Services</u></b>						
10.542	D	589,987,814	COVID-19 - Pandemic EBT Food Benefits			
10.545	D	1,000	Farmers' Market Supplemental Nutrition Assistance Program Support Grants			
10.551	D	3,193,941,488	Supplemental Nutrition Assistance Program			
10.551	D	1,630,869,861	COVID-19 - Supplemental Nutrition Assistance Program			
10.557	D	162,019,886	WIC Special Supplemental Nutrition Program for Women, Infants, and Children			
10.557	D	8,861,724	COVID-19 WIC Special Supplemental Nutrition Program for Women, Infants, and Children			
10.558	D	85,314,398	Child and Adult Care Food Program			
10.558	D	6,227,350	COVID-19 - Child and Adult Care Food Program			
10.560	D	3,042,436	State Administrative Expenses for Child Nutrition			
10.561	D	123,961,595	State Administrative Matching Grants for the Supplemental Nutrition Assistance Program			
10.561	D	8,656,437	COVID-19 - State Administrative Matching Grants for the Supplemental Nutrition Assistance Program			
10.572	D	122,867	WIC Farmers' Market Nutrition Program (FMNP)			
10.576	D	212,301	Senior Farmers Market Nutrition Program			
10.649	D	6,646,730	COVID-19 - Pandemic EBT Administrative Costs			
14.231	D	29,245,327	COVID-9 - Emergency Solutions Grant Program			
14.231	D	4,381,101	Emergency Solutions Grant Program			
14.241	D	3,632,524	Housing Opportunities for Persons with AIDS			
16.560	D	258,232	National Institute of Justice Research, Evaluation, and Development Project Grants			
17.235	D	1,706,879	Senior Community Service Employment Program			
21.019	D	(1,454,723)	COVID-19 - Coronavirus Relief Fund			
21.027	D	191,438,848	COVID-19 - Coronavirus State and Local Fiscal Recovery Funds			
66.032	D	176,115	State Indoor Radon Grants			
66.204	D	50,221	Multipurpose Grants to States and Tribes			
66.444	D	644,851	Lead Testing in School and Child Care Program Drinking Water (SDWA 1464(d))			
66.701	D	39,000	Toxic Substances Compliance Monitoring Cooperative Agreements			
66.707	D	518,233	TSCA Title IV State Lead Grants Certification of Lead-Based Paint Professionals			
84.126	D	101,239,121	Rehabilitation Services Vocational Rehabilitation Grants to States			
84.161	D	310,495	Rehabilitation Services Client Assistance Program			
84.169	D	531,942	Independent Living State Grants			
84.177	D	796,508	Rehabilitation Services Independent Living Services for Older Individuals Who are Blind			
84.181	D	13,482,722	Special Education-Grants for Infants and Families			
84.187	D	490,579	Supported Employment Services for Individuals with the Most Significant Disabilities			

**SCHEDULE OF EXPENDITURES OF FEDERAL AWARDS (BY STATE AGENCY)**

For the Fiscal Year Ended June 30, 2022

Federal ALN	Direct/ Indirect	Program Expenditures	ALN Program Title	Pass-Through Entity Number	Pass-Through Entity Name	Additional Award Information
84.224	D	535,108	Assistive Technology			
84.426	D	532,578	COVID-19 - Randolph-Sheppard – Financial Relief and Restoration Payments			
93.041	D	125,019	Special Programs for the Aging, Title VII, Chapter 3, Programs for Prevention of Elder Abuse, Neglect, and Exploitation			
93.042	D	374,592	Special Programs for the Aging, Title VII, Chapter 2, Long Term Care Ombudsman Services for Older Individuals			
93.042	D	293,538	COVID-19 - Special Programs for the Aging, Title VII, Chapter 2, Long Term Care Ombudsman Services for Older Individuals			
93.043	D	710,511	Special Programs for the Aging, Title III, Part D, Disease Prevention and Health Promotion Services			
93.044	D	21,364,530	Special Programs for the Aging, Title III, Part B, Grants for Supportive Services and Senior Centers			
93.044	D	3,279,412	COVID-19 - Special Programs for the Aging, Title III, Part B, Grants for Supportive Services and Senior Centers			
93.045	D	13,063,906	Special Programs for the Aging, Title III, Part C, Nutrition Services			
93.045	D	11,358,452	COVID-19 - Special Programs for the Aging, Title III, Part C, Nutrition Services			
93.048	D	899,444	COVID-19 - Special Programs for the Aging, Title IV, and Title II, Discretionary Projects			
93.052	D	5,346,034	National Family Caregiver Support, Title III, Part E			
93.052	D	1,406,528	COVID-19 - National Family Caregiver Support, Title III, Part E			
93.053	D	3,440,961	Nutrition Services Incentive Program			
93.069	D	14,263,094	Public Health Emergency Preparedness			
93.070	D	516,171	Environmental Public Health and Emergency Response			
93.072	D	216,296	Lifespan Respite Care Program			
93.073	D	150,868	Birth Defects and Developmental Disabilities - Prevention and Surveillance			
93.074	D	260,490	Hospital Preparedness Program (HPP) and Public Health Emergency Preparedness (PHEP) Aligned Cooperative Agreements			
93.080	D	303,486	Blood Disorder Program: Prevention, Surveillance, and Research			
93.090	D	546,887	Guardianship Assistance			
93.090	D	55,117	COVID-19 - Guardianship Assistance			
93.092	D	1,476,414	Affordable Care Act (ACA) Personal Responsibility Education Program			
93.110	D	3,573,301	Maternal and Child Health Federal Consolidated Programs			
93.116	D	1,411,696	Project Grants and Cooperative Agreements for Tuberculosis Control Programs			
93.127	D	52,048	Emergency Medical Services for Children			
93.130	D	226,788	Cooperative Agreements to States/Territories for the Coordination and Development of Primary Care Offices			
93.136	D	10,291,653	COVID-19 - Injury Prevention and Control Research and State and Community Based Programs			
93.150	D	554,152	Projects for Assistance in Transition from Homelessness (PATH)			
93.155	D	1,034,955	Rural Health Research Centers			
93.165	D	65,451	Grants to States for Loan Repayment			
93.197	D	430,996	Childhood Lead Poisoning Prevention Projects, State and Local Childhood Lead Poisoning Prevention and Surveillance of Blood Lead Levels in Children			
93.217	D	7,645,427	Family Planning Services			
93.224	D	3,600,790	Health Center Program (Community Health Centers, Migrant Health Centers, Health Care for the Homeless, and Public Housing Primary Care)			
93.224	D	985,056	COVID-19 - Health Center Program (Community Health Centers, Migrant Health Centers, Health Care for the Homeless, and Public Housing Primary Care)			
93.234	D	123,143	Traumatic Brain Injury State Demonstration Grant Program			
93.236	D	228,648	Grants to States to Support Oral Health Workforce Activities			
93.240	D	174,067	State Capacity Building			
93.240	D	27,379	COVID-19 - State Capacity Building			
93.241	D	650,950	State Rural Hospital Flexibility Program			
93.243	D	3,406,225	Substance Abuse and Mental Health Services Projects of Regional and National Significance			
93.251	D	181,958	Early Hearing Detection and Intervention			
93.262	D	96,641	Occupational Safety and Health Program			
93.268	D	157,043,013	Immunization Cooperative Agreements			
93.268	D	98,508,793	COVID-19 - Immunization Cooperative Agreements			
93.270	D	316,875	Viral Hepatitis Prevention and Control			
93.297	D	17,619	Teenage Pregnancy Prevention Program			
93.301	D	240,156	Small Rural Hospital Improvement Grant Program			

**SCHEDULE OF EXPENDITURES OF FEDERAL AWARDS (BY STATE AGENCY)**

For the Fiscal Year Ended June 30, 2022

<b>Federal ALN</b>	<b>Direct/ Indirect</b>	<b>Program Expenditures</b>	<b>ALN Program Title</b>	<b>Pass-Through Entity Number</b>	<b>Pass-Through Entity Name</b>	<b>Additional Award Information</b>
93.305	D	(72)	PPHF 2018: Office of Smoking and Health-National State-Based Tobacco Control Programs-Financed in part by 2018 Prevention and Public Health funds (PPHF)			
93.314	D	67,288	Early Hearing Detection and Intervention Information System (EHDI-IS) Surveillance Program			
93.323	D	621,652,278	COVID-19 - Epidemiology and Laboratory Capacity for Infectious Diseases (ELC)			
93.323	D	2,560,574	Epidemiology and Laboratory Capacity for Infectious Diseases (ELC)			
93.334	D	135,225	The Healthy Brain Initiative: Technical Assistance to Implement Public Health Actions related to Cognitive Health, Cognitive Impairment, and Caregiving at the State and Local Levels			
93.336	D	356,795	Behavioral Risk Factor Surveillance System			
93.354	D	1,918,837	COVID-19 - Public Health Emergency Response: Cooperative Agreement for Emergency Response: Public Health Crisis Response			
93.387	D	2,403,834	National and State Tobacco Control Program			
93.391	D	5,443,963	COVID-19 - Activities to Support State, Tribal, Local and Territorial (STLT) Health Department Response to Public Health or Healthcare Crises			
93.426	D	2,136,656	Improving the Health of Americans through Prevention and Management of Diabetes and Heart Disease and Stroke			
93.434	D	12,181,717	Every Student Succeeds Act/Preschool Development Grants			
93.435	D	848,024	Innovative State and Local Public Health Strategies to prevent and Manage Diabetes and Heart Disease and Stroke			
93.436	D	740,469	Well-Integrated Screening and Evaluation for Women Across the Nation (WISEWOMAN)			
93.439	D	668,980	State Physical Activity and Nutrition (SPAN)			
93.478	D	441,460	Preventing Maternal Deaths: Supporting Maternal Mortality Review Committees			
93.495	D	1,235	Community Health Workers for Public Health Response and Resilient			
93.499	D	11,081,713	Low Income Household Water Assistance Program			
93.499	D	250,866	COVID-19 - Low Income Household Water Assistance Program			
93.526	D	102,468	Grants for Capital Development in Health Centers			
93.556	D	9,485,584	MaryLee Allen Promoting Safe and Stable Families Program			
93.558	D	293,087,215	Temporary Assistance for Needy Families			
93.558	D	8,540,903	COVID-19 - Temporary Assistance for Needy Families			
93.560	D	(3,318)	Payments to Territories - Adults			
93.563	D	116,957,735	Child Support Enforcement			
93.566	D	6,388,880	Refugee and Entrant Assistance State/Replacement Designee Administered Programs			
93.566	D	144,108	COVID-19 - Refugee and Entrant Assistance State/Replacement Designee Administered Programs			
93.568	D	94,504,316	Low-Income Home Energy Assistance			
93.568	D	69,862,555	COVID-19 - Low-Income Home Energy Assistance			
93.569	D	22,603,532	Community Services Block Grant			
93.569	D	5,316,152	COVID-19 - Community Services Block Grant			
93.575	D	154,122,748	Child Care and Development Block Grant			
93.575	D	708,986,734	COVID-19 - Child Care and Development Block Grant			
93.590	D	1,213,287	Community-Based Child Abuse Prevention Grants			
93.590	D	75,480	COVID-19 - Community-Based Child Abuse Prevention Grants			
93.596	D	128,503,956	Child Care Mandatory and Matching Funds of the Child Care and Development Fund			
93.597	D	267,742	Grants to States for Access and Visitation Programs			
93.599	D	1,015,978	Chafee Education and Training Vouchers Program (ETV)			
93.603	D	20,408	Adoption and Legal Guardianship Incentive Payments			
93.630	D	2,182,966	Developmental Disabilities Basic Support and Advocacy Grants			
93.630	D	59,070	COVID-19 - Developmental Disabilities Basic Support and Advocacy Grants			
93.639	D	32,316	ACA-Transforming Clinical Practice Initiative: Support and Alignment Networks (SANs)			
93.645	D	10,122,884	Stephanie Tubbs Jones Child Welfare Services Program			
93.645	D	1,226,336	COVID-19 - Stephanie Tubbs Jones Child Welfare Services Program			
93.658	D	103,721,012	Foster Care Title IV-E			
93.658	D	2,751,058	COVID-19 - Foster Care Title IV-E			
93.659	D	67,720,970	Adoption Assistance			
93.659	D	5,705,590	COVID-19 - Adoption Assistance			
93.667	D	71,480,399	Social Services Block Grant			
93.669	D	1,409,645	Child Abuse and Neglect State Grants			
93.674	D	3,095,105	John H. Chafee Foster Care Program for Successful Transition to Adulthood			



**SCHEDULE OF EXPENDITURES OF FEDERAL AWARDS (BY STATE AGENCY)**

For the Fiscal Year Ended June 30, 2022

Federal ALN	Direct/ Indirect	Program Expenditures	ALN Program Title	Pass-Through Entity Number	Pass-Through Entity Name	Additional Award Information
93.674	D	9,031,683	COVID-19 - John H. Chafee Foster Care Program for Successful Transition to Adulthood			
93.685	D	718,324	Drug Vial Size Report			
93.747	D	209,975	Elder Abuse Prevention Interventions Program			
93.767	D	602,235,573	Children's Health Insurance Program			
93.767	D	44,567,626	COVID-19 - Children's Health Insurance Program			
93.777	D	17,809,678	State Survey and Certification of Health Care Providers and Suppliers (Title XVIII) Medicare			
93.778	D	13,060,067,000	Medical Assistance Program			
93.778	D	1,488,044,154	COVID-19 - Medical Assistance Program			
93.788	D	40,974,356	Opioid STR			
93.791	D	7,692,810	Money Follows the Person Rebalancing Demonstration			
93.791	D	267,662	COVID-19 - Money Follows the Person Rebalancing Demonstration			
93.800	D	620,496	Organized Approaches to Increase Colorectal Cancer Screening			
93.810	D	300,000	Paul Coverdell National Acute Stroke Program National Center for Chronic Disease Prevention and Health Promotion			
93.817	D	456	Hospital Preparedness Program (HPP) Ebola Preparedness and Response Activities			
93.870	D	3,358,240	Maternal, Infant and Early Childhood Home Visiting Grant			
93.889	D	7,727,968	National Bioterrorism Hospital Preparedness Program			
93.898	D	4,612,599	Cancer Prevention and Control Programs for State, Territorial and Tribal Organizations			
93.913	D	292,902	Grants to States for Operation of State Offices of Rural Health			
93.917	D	43,384,421	HIV Care Formula Grants			
93.926	D	1,160,885	Healthy Start Initiative			
93.940	D	12,067,764	HIV Prevention Activities Health Department Based			
93.944	D	470,290	Human Immunodeficiency Virus (HIV)/Acquired Immunodeficiency Virus Syndrome (AIDS) Surveillance			
93.958	D	26,946,348	Block Grants for Community Mental Health Services			
93.958	D	1,828,684	COVID-19 - Block Grants for Community Mental Health Services			
93.959	D	55,345,170	Block Grants for Prevention and Treatment of Substance Abuse			
93.959	D	2,249,883	COVID-19 - Block Grants for Prevention and Treatment of Substance Abuse			
93.977	D	2,804,208	Sexually Transmitted Diseases (STD) Prevention and Control Grants			
93.982	D	2,582,091	COVID-19 - Mental Health Disaster Assistance and Emergency Mental Health			
93.991	D	3,604,872	Preventive Health and Health Services Block Grant			
93.994	D	16,465,953	Maternal and Child Health Services Block Grant to the States			
93.U03	D	13,606	U. S. Department of Health and Human Services			DASIS - Drug and Alcohol Information System
93.U04	D	(75)	U. S. Department of Health and Human Services			DASIS - Drug and Alcohol Information System
96.001	D	64,358,615	Social Security Disability Insurance			
96.001	D	2,033	COVID-19 - Social Security Disability Insurance			
96.008	D	236,777	Social Security - Work Incentives Planning and Assistance Program			
99.U01	D	71,615	Miscellaneous			BHSIS - Behavioral Health Information System
		<u>24,614,479,376</u>	Total - N. C. Department of Health and Human Services			
<b><u>N. C. Department of Information Technology</u></b>						
20.615	D	522,022	E-911 Grant Program			
21.027	D	8,253,784	COVID-19 - Coronavirus State and Local Fiscal Recovery Funds			
23.002	D	159,849	Appalachian Area Development			
		<u>8,935,655</u>	Total- N. C. Department of Information Technology			
<b><u>N. C. Department of Insurance</u></b>						
14.171	D	184,938	Manufactured Home Dispute Resolution			
21.019	D	70,263	COVID-19 - Coronavirus Relief Fund			
21.027	D	6,375,044	COVID-19 - Coronavirus State and Local Fiscal Recovery Funds			
93.048	D	364,580	Special Programs for the Aging, Title IV, and Title II, Discretionary Projects			
93.071	D	1,271,142	Medicare Enrollment Assistance Program			
93.324	D	1,255,627	State Health Insurance Assistance Program			
93.881	D	25,055	The Health Insurance Enforcement and Consumer Protections Grant Program			
97.043	D	409,508	State Fire Training Systems Grants			
		<u>9,956,157</u>	Total - N. C. Department of Insurance			
<b><u>N. C. Department of Justice</u></b>						
16.741	D	1,559,163	DNA Backlog Reduction Program			

**SCHEDULE OF EXPENDITURES OF FEDERAL AWARDS (BY STATE AGENCY)**

For the Fiscal Year Ended June 30, 2022

Federal ALN	Direct/ Indirect	Program Expenditures	ALN Program Title	Pass-Through Entity Number	Pass-Through Entity Name	Additional Award Information
16.833	D	1,155,428	National Sexual Assault Kit Initiative			
93.775	D	5,989,950	State Medicaid Fraud Control Units			
		8,704,541	Total - N. C. Department of Justice			
<b><u>N. C. Department of Labor</u></b>						
17.005	D	180,322	Compensation and Working Conditions			
17.503	D	5,926,779	Occupational Safety and Health State Program			
17.504	D	1,536,171	Consultation Agreements			
17.600	D	144,141	Mine Health and Safety Grants			
21.027	D	500,037	COVID-19 - Coronavirus State and Local Fiscal Recovery Funds			
		8,287,450	Total - N. C. Department of Labor			
<b><u>N. C. Department of Military &amp; Veterans Affairs</u></b>						
21.027	D	154,478	COVID-19 - Coronavirus State and Local Fiscal Recovery Funds			
64.005	D	7,128,251	Grants to States for Construction of State Home Facilities			
64.124	D	239,131	All-Volunteer Force Educational Assistance			
		7,521,860	Total - N. C. Department of Military & Veterans Affairs			
<b><u>N. C. Department of Natural and Cultural Resources</u></b>						
15.630	D	133,472	Coastal			
15.904	D	1,759,818	Historic Preservation Fund Grants-In-Aid			
15.926	D	34,279	American Battlefield Protection			
15.957	D	1,017,359	Emergency Supplemental Historic Preservation Fund			
21.019	D	8,808,098	COVID-19 - Coronavirus Relief Fund			
21.027	D	10,273,632	COVID-19 - Coronavirus State and Local Fiscal Recovery Funds			
45.025	D	1,538,805	Promotion of the Arts Partnership Agreements			
45.025	D	902,300	COVID-19 - Promotion of the Arts Partnership Agreements			
45.164	D	36,777	Promotion of the Humanities Public Programs			
45.301	D	27,789	Museums for America			
45.309	D	45,951	Museum Grants for African American History and Culture			
45.310	D	7,406,950	Grants to States			
45.310	D	5,257,458	COVID-19 - Grants to States			
45.312	D	141,584	National Leadership Grants			
59.075	D	419,374	Shuttered Venue Operators Grant Program			
81.137	D	5,355	Minority Economic Impact			
89.003	D	17,003	National Historical Publications and Records Grants			
		37,826,004	Total - N. C. Department of Natural and Cultural Resources			
<b><u>N. C. Department of Public Instruction</u></b>						
10.541	D	27,918	Child Nutrition-Technology Innovation Grant			
10.553	D	197,919,320	School Breakfast Program			
10.555	D	650,095,522	National School Lunch Program			
10.556	D	60,077	Special Milk Program for Children			
10.559	D	47,361,052	Summer Food Service Program for Children			
10.560	D	4,659,748	State Administrative Expenses for Child Nutrition			
10.579	D	397,111	Child Nutrition Discretionary Grants Limited Availability			
10.582	D	4,557,625	Fresh Fruit and Vegetable Program			
12.U02	D	46,284	U. S. Department of Defense			Troops to Teachers/Spouses to Teachers
16.710	D	98,247	Public Safety Partnership and Community Policing Grants			
16.839	D	110,083	STOP School Violence			
21.019	D	8,076,565	COVID-19 - Coronavirus Relief Fund			
21.027	D	313,615,348	COVID-19 - Coronavirus State and Local Fiscal Recovery Funds			
84.010	D	474,636,639	Title I Grants to Local Educational Agencies			
84.011	D	5,152,919	Migrant Education State Grant Program			
84.013	D	782,634	Title I State Agency Program for Neglected and Delinquent Children and Youth			
84.027	D	343,347,293	Special Education Grants to States			
84.027X	D	17,152,764	COVID-19 - Individuals with Disabilities Education Act/American Rescue Plan of 2021 (ARP) - Title VI-B Handicapped			
84.048	D	28,370,589	Career and Technical Education - Basic Grants to States			
84.144	D	37,320	Migrant Education Coordination Program			
84.173	D	10,299,031	Special Education Preschool Grants			
84.173X	D	1,571,220	COVID-19 - Individuals with Disabilities Education Act/American Rescue Plan (ARP) - Preschool Handicapped			
84.196	D	2,477,815	Education for Homeless Children and Youth			

**SCHEDULE OF EXPENDITURES OF FEDERAL AWARDS (BY STATE AGENCY)**

For the Fiscal Year Ended June 30, 2022

Federal ALN	Direct/ Indirect	Program Expenditures	ALN Program Title	Pass-Through Entity Number	Pass-Through Entity Name	Additional Award Information
84.282	D	6,663,860	Charter Schools			
84.287	D	43,487,144	Twenty-First Century Community Learning Centers			
84.323	D	1,069,142	Special Education - State Personnel Development			
84.326	D	360,509	Special Education Technical Assistance and Dissemination to Improve Services and Results for Children with Disabilities			
84.358	D	3,592,929	Rural Education			
84.365	D	14,702,286	English Language Acquisition State Grants			
84.367	D	55,803,906	Supporting Effective Instruction State Grants (formerly Improving Teacher Quality State Grants)			
84.369	D	9,445,571	Grants for State Assessments and Related Activities			
84.377	D	2,044,431	School Improvement Grants			
84.424	D	33,093,935	Student Support and Academic Enrichment Program			
84.425B	D	2,146,281	COVID-19 - Education Stabilization Fund - Discretionary Grants: Rethink K-12 Education Models Grants			
84.425D	D	880,165,659	COVID-19 - Education Stabilization Fund - Elementary and Secondary School Emergency Relief (ESSER) Fund			
84.425R	D	35,082,376	COVID-19 - Education Stabilization Fund - Coronavirus Response and Relief Supplemental Appropriations Act, 2021-- Emergency Assistance for Non-Public Schools (CRRSA EANS)			
84.425U	D	821,291,387	COVID-19 - Education Stabilization Fund - American Rescue Plan Elementary and Secondary School Emergency Relief (ARP ESSER) Fund			
84.425V	D	4,913,804	COVID-19 - Education Stabilization Fund - American Rescue Plan -- Emergency Assistance to Non-Public Schools (ARP EANS)			
84.425W	D	1,217,295	COVID-19 - Education Stabilization Fund -American Rescue Plan -- Elementary and Secondary School Emergency Relief -- Homeless Children and Youth			
84.938	D	675,857	Disaster Recovery Assistance for Education			
84.U01	D	116,851	U. S. Department of Education			National Assessment of Education Progress- NAEP
93.079	D	122,348	Cooperative Agreements to Promote Adolescent Health through School-Based HIV/STD Prevention and School-Based Surveillance			
93.235	D	585,092	Title V State Sexual Risk Avoidance Education (Title V State SRAE) Program			
93.243	D	2,638,146	Substance Abuse and Mental Health Services Projects of Regional and National Significance			
93.600	D	127,082	Head Start			
93.981	D	548,729	Improving Student Health and Academic Achievement through Nutrition, Physical Activity and the Management of Chronic Conditions in Schools			
		<u>4,030,747,744</u>	Total - N. C. Department of Public Instruction			

**N. C. Department of Public Safety**

10.575	D	22,869	Farm to School Grant Program
11.307	D	273,520	Economic Adjustment Assistance
12.400	D	927,943	Military Construction, National Guard
12.401	D	39,579,062	National Guard Military Operations and Maintenance (O&M) Projects
12.404	D	4,278,165	National Guard Challenge Program
14.228	D	86,335,207	Community Development Block Grants/State's program and Non-Entitlement Grants in Hawaii
16.017	D	525,576	Sexual Assault Services Formula Program
16.034	D	2,727,333	Coronavirus Emergency Supplemental Funding Program
16.540	D	923,277	Juvenile Justice and Delinquency Prevention
16.543	D	712,828	Missing Children's Assistance
16.550	D	27,018	State Justice Statistics Program for Statistical Analysis Centers
16.554	D	40,701	National Criminal History Improvement Program (NCHIP)
16.575	D	69,539,357	Crime Victim Assistance
16.576	D	2,039,456	Crime Victim Compensation
16.588	D	4,874,948	Violence Against Women Formula Grants
16.593	D	441,863	Residential Substance Abuse Treatment for State Prisoners
16.710	D	1,011,481	Public Safety Partnership and Community Policing Grants
16.735	D	10,561	PREA Program: Strategic Support for PREA Implementation
16.738	D	7,513,765	Edward Byrne Memorial Justice Assistance Grant Program
16.741	D	2,102	DNA Backlog Reduction Program
16.742	D	417,353	Paul Coverdell Forensic Sciences Improvement Grant Program
16.751	D	42,334	Edward Byrne Memorial Competitive Grant Program
16.812	D	209,415	Second Chance Act Reentry Initiative
16.816	D	5,200	John R. Justice Prosecutors and Defenders Incentive Act
16.831	D	30,624	Children of Incarcerated Parents

**SCHEDULE OF EXPENDITURES OF FEDERAL AWARDS (BY STATE AGENCY)**

For the Fiscal Year Ended June 30, 2022

<b>Federal ALN</b>	<b>Direct/ Indirect</b>	<b>Program Expenditures</b>	<b>ALN Program Title</b>	<b>Pass-Through Entity Number</b>	<b>Pass-Through Entity Name</b>	<b>Additional Award Information</b>
16.839	D	86,279	STOP School Violence			
16.922	D	1,119,140	Equitable Sharing Program			
20.218	D	9,997,574	Motor Carrier Safety Assistance			
20.237	D	476,913	Motor Carrier Safety Assistance High Priority Activities Grants and Cooperative Agreements			
20.703	D	187,966	Interagency Hazardous Materials Public Sector Training and Planning Grants			
21.016	D	664,844	Equitable Sharing			
21.019	D	11,556,871	COVID-19 - Coronavirus Relief Fund			
21.027	D	35,128,206	COVID-19 - Coronavirus State and Local Fiscal Recovery Funds			
93.643	D	363,785	Children's Justice Grants to States			
97.008	D	462,677	Non-Profit Security Program			
97.023	D	455,431	Community Assistance Program State Support Services Element (CAP-SSSE)			
97.029	D	4,786,445	Flood Mitigation Assistance			
97.036	D	127,611,381	Disaster Grants - Public Assistance (Presidentially Declared Disasters)			
97.036	D	324,352,628	COVID-19 Disaster Grants - Public Assistance (Presidentially Declared Disasters)			
97.039	D	6,977,153	Hazard Mitigation Grant			
97.042	D	8,736,930	Emergency Management Performance Grants			
97.045	D	2,953,689	Cooperating Technical Partners			
97.047	D	122,545	Pre-Disaster Mitigation			
97.067	D	2,635,499	Homeland Security Grant Program			
97.082	D	20,508	Earthquake Consortium			
		<u>761,208,422</u>	Total - N. C. Department of Public Safety			
<b><u>N. C. Department of Revenue</u></b>						
21.019	D	291,871	COVID-19 - Coronavirus Relief Fund			
21.027	D	291,634,001	COVID-19 - Coronavirus State and Local Fiscal Recovery Funds			
		<u>291,925,872</u>	Total - N. C. Department of Revenue			
<b><u>N. C. Department of State Treasurer</u></b>						
21.019	D	114,400,000	COVID-19 - Coronavirus Relief Fund			
21.027	D	102,363,684	COVID-19 - Coronavirus State and Local Fiscal Recovery Funds			
		<u>216,763,684</u>	Total - N. C. Department of State Treasurer			
<b><u>N. C. Department of Transportation</u></b>						
20.106	D	12,780,952	Airport Improvement Program			
20.106	D	2,049,894	COVID-19 - Airport Improvement Program			
20.200	D	1,126,259	Highway Research and Development Program			
20.205	D	1,143,573,754	Highway Planning and Construction			
20.205	D	9,467,582	COVID-19 - Highway Planning and Construction			
20.215	D	60,702	Highway Training and Education			
20.219	D	1,806,211	Recreational Trails Program			
20.224	D	51,698	Federal Lands Access Program			
20.232	D	8,296	Commercial Driver's License Program Implementation Grant			
20.301	D	2,869	Railroad Safety			
20.314	D	423,139	Railroad Development			
20.319	D	1,972,594	High-Speed Rail Corridors and Intercity Passenger Rail Service – Capital Assistance Grants			
20.500	D	206,478	Federal Transit Capital Investment Grants			
20.505	D	3,062,415	Metropolitan Transportation Planning and State and Non-Metropolitan Planning and Research			
20.507	D	794,980	Federal Transit Formula Grants			
20.507	D	2,380,408	COVID-19 - Federal Transit Formula Grants			
20.509	D	22,073,439	Formula Grants for Rural Areas and Tribal Transit Program			
20.509	D	33,276,531	COVID-19 - Formula Grants for Rural Areas and Tribal Transit Program			
20.513	D	3,467,834	Enhanced Mobility of Seniors and Individuals with Disabilities			
20.526	D	3,113,558	Buses and Bus Facilities Formula, Competitive, and Low or No Emissions Programs			
20.528	D	323,449	Rail Fixed Guideway Public Transportation System State Safety Oversight Formula Grant Program			
20.530	D	17,527	Public Transportation Innovation			
20.600	D	7,829,052	State and Community Highway Safety			
20.616	D	5,965,538	National Priority Safety Programs			
20.933	D	25,735,470	National Infrastructure Investments			
21.027	D	13,299,487	COVID-19 - Coronavirus State and Local Fiscal Recovery Funds			

**SCHEDULE OF EXPENDITURES OF FEDERAL AWARDS (BY STATE AGENCY)**

For the Fiscal Year Ended June 30, 2022

<b>Federal ALN</b>	<b>Direct/ Indirect</b>	<b>Program Expenditures</b>	<b>ALN Program Title</b>	<b>Pass-Through Entity Number</b>	<b>Pass-Through Entity Name</b>	<b>Additional Award Information</b>
23.003	D	25,150,365	Appalachian Development Highway System			
97.056	D	137,763	Port Security Grant Program			
		<u>1,320,158,244</u>	Total - N. C. Department of Transportation			
<b><u>N. C. General Assembly</u></b>						
21.027	D	2,917,852	COVID-19 - Coronavirus State and Local Fiscal Recovery Funds			
		<u>2,917,852</u>	Total - N. C. General Assembly			
<b><u>N. C. Office of Administrative Hearings</u></b>						
14.401	D	119,704	Fair Housing Assistance Program State and Local			
21.027	D	64,590	COVID-19 - Coronavirus State and Local Fiscal Recovery Funds			
30.U01	D	41,400	U. S. Equal Employment Opportunity Commission			45310019C0075
		<u>225,694</u>	Total - N. C. Office of Administrative Hearings			
<b><u>N. C. Office of State Controller</u></b>						
21.027	D	234,679	COVID-19 - Coronavirus State and Local Fiscal Recovery Funds			
		<u>234,679</u>	Total - N. C. Office of State Controller			
<b><u>N. C. Office of the Governor</u></b>						
21.019	D	1,724,974	COVID-19 - Coronavirus Relief Fund			
21.023	D	788,285,201	COVID-19 - Emergency Rental Assistance Program			
21.027	D	16,859,326	COVID-19 - Coronavirus State and Local Fiscal Recovery Funds			
84.425C	D	61,197,416	COVID-19 - Education Stabilization Fund - Governor's Emergency Education Relief (GEER) Fund			
94.003	D	510,700	State Commissions			
94.006	D	6,277,122	AmeriCorps			
94.009	D	160,845	Training and Technical Assistance			
94.021	D	298,999	Volunteer Generation Fund			
		<u>875,314,583</u>	Total - N. C. Office of the Governor			
<b><u>N. C. Office of the State Auditor</u></b>						
21.019	D	1,082,916	COVID-19 - Coronavirus Relief Fund			
21.027	D	175,750	COVID-19 - Coronavirus State and Local Fiscal Recovery Funds			
		<u>1,258,666</u>	Total - N. C. Office of the State Auditor			
<b><u>N. C. School of Science and Mathematics</u></b>						
21.027	D	1,035,064	COVID-19 - Coronavirus State and Local Fiscal Recovery Funds			
		<u>1,035,064</u>	Total - N. C. School of Science and Mathematics			
<b><u>N. C. Secretary of State</u></b>						
16.752	D	203,615	Economic, High-Tech, and Cyber Crime Prevention			
21.019	D	17,000	COVID-19 - Coronavirus Relief Fund			
21.027	D	259,571	COVID-19 - Coronavirus State and Local Fiscal Recovery Funds			
		<u>480,186</u>	Total - N. C. Secretary of State			
<b><u>N. C. State Board of Elections</u></b>						
21.019	D	(538,262)	COVID-19 - Coronavirus Relief Fund			
21.027	D	71,379	COVID-19 - Coronavirus State and Local Fiscal Recovery Funds			
90.404	D	6,751,364	2018 HAVA Election Security Grants			
		<u>6,284,481</u>	Total - N. C. State Board of Elections			
<b><u>N. C. Wildlife Resources Commission</u></b>						
10.699	D	20,205	Partnership Agreements			
11.472	D	145,063	Unallied Science Program			
15.605	D	8,960,497	Sport Fish Restoration			
15.608	D	102,714	Fish and Wildlife Management Assistance			
15.611	D	24,135,718	Wildlife Restoration and Basic Hunter Education			
15.615	D	167,840	Cooperative Endangered Species Conservation Fund			
15.616	D	41,549	Clean Vessel Act			
15.626	D	301,070	Enhanced Hunter Education and Safety			
15.631	D	33,883	Partners for Fish and Wildlife			
15.634	D	1,354,421	State Wildlife Grants			
15.669	D	10,390	Cooperative Landscape Conservation			

**SCHEDULE OF EXPENDITURES OF FEDERAL AWARDS (BY STATE AGENCY)**

For the Fiscal Year Ended June 30, 2022

Federal ALN	Direct/ Indirect	Program Expenditures	ALN Program Title	Pass-Through Entity Number	Pass-Through Entity Name	Additional Award Information
15.684	D	60,009	White-nose Syndrome National Response Implementation			
21.027	D	969,388	COVID-19 - Coronavirus State and Local Fiscal Recovery Funds			
97.012	D	1,712,284	Boating Safety Financial Assistance			
		<u>38,015,031</u>	Total - N. C. Wildlife Resources Commission			
		<u>34,112,756,140</u>	Total Primary Government			

*Component Units**University of North Carolina System***Appalachian State University**

10.310	I	25,479	Agriculture and Food Research Initiative (AFRI)	424979	University of Connecticut	
10.311	D	91,110	Beginning Farmer and Rancher Development Program			
10.311	I	5	Beginning Farmer and Rancher Development Program	91161-03	University of Arkansas	
10.500	I	25,942	Cooperative Extension Service	60068705	Ohio State	
10.500	I	22,398	Cooperative Extension Service	SPC-1000005726/GR124720	Ohio State	
12.420	I	35,426	Military Medical Research and Development	10054284-01	University of Utah	
12.900	D	94,328	Language Grant Program			
15.657	D	37,535	Endangered Species Recovery Implementation			
15.807	I	21,921	Earthquake Hazards Program Assistance	SCON-00002275	University of Southern California	
15.808	D	31,564	U.S. Geological Survey Research and Data Collection			
15.931	D	7,237	Conservation Activities by Youth Service Organizations			
15.945	D	16,316	Cooperative Research and Training Programs – Resources of the National Park System			
16.026	I	9,384	OVW Research and Evaluation Program	2315-224-2013588	Clemson University	
19.009	I	37,438	Academic Exchange Programs - Undergraduate Programs	FY20-YALI-CL-App-05	IREX	
19.009	I	16,548	Academic Exchange Programs - Undergraduate Programs	FY22-YALI-CL-APP-06	IREX	
19.040	D	16,524	Public Diplomacy Programs			
19.408	I	244,062	Academic Exchange Programs - Teachers	FY20-FTEA-ASU-01	IREX	
19.408	I	6,755	Academic Exchange Programs - Teachers	FY20-TEA-ASU-02	IREX	
21.019	I	12,272	COVID-19 - Coronavirus Relief Fund	23-01-01	NC Policy Collaboratory	
21.027	D	4,240,411	COVID-19 - Coronavirus State and Local Fiscal Recovery Funds			
23.011	I	4,709	Appalachian Research, Technical Assistance, and Demonstration Projects	CO-12600-F-C19-21	East Tennessee State University	
43.001	D	19,681	Science			
43.012	D	8,275	Space Technology			
47.049	I	10,848	Mathematical and Physical Sciences	PO-000081599	Louisiana State University (LSU)	
47.049	I	115,478	Mathematical and Physical Sciences	PT-004-2019	PhysTec	
47.050	D	503,787	Geosciences			
47.070	D	168,125	Computer and Information Science and Engineering			
47.074	D	185,960	Biological Sciences			
47.074	I	49,386	Biological Sciences	1931309	Duke University	
47.074	I	8,970	Biological Sciences	A17-0020-S001	University of Alabama	
47.075	D	259,479	Social, Behavioral, and Economic Sciences			
47.075	I	27,513	Social, Behavioral, and Economic Sciences	1004758-AS PO# P352179	University of Wyoming	
47.076	D	392,274	Education and Human Resources			
47.076	I	5,117	Education and Human Resources	715391-1	William and Mary	
47.079	I	3,022	Office of International Science and Engineering	333-2782	University	
66.951	D	1,912	Environmental Education Grants			
81.087	D	2,017	Renewable Energy Research and Development			
84.007	D	621,230	Federal Supplemental Educational Opportunity Grants			
84.031	I	28,654	Higher Education Institutional Aid	18-0133	Columbus State University	
84.033	D	657,714	Federal Work-Study Program			
84.042	D	252,013	TRIO Student Support Services			
84.047	D	807,542	TRIO Upward Bound			
84.063	D	25,337,919	Federal Pell Grant Program			
84.305	I	24,434	Education Research, Development and Dissemination	GM10177 PO#2194581	University of Virginia	
84.325	D	271,808	Special Education - Personnel Development to Improve Services and Results for Children with Disabilities			
84.334	D	4,932,369	Gaining Early Awareness and Readiness for Undergraduate Programs			
84.335	D	163,616	Child Care Access Means Parents in School			
84.407	D	30,574	Transition Programs for Students with Intellectual Disabilities into Higher Education			
84.411	D	1,501,616	Education Innovation and Research (formerly Investing in Innovation (I3) Fund)			
84.425E	D	15,249,070	COVID-19 - Education Stabilization Fund - Higher Education Emergency Relief Fund (HEERF) Student Aid Portion			

**SCHEDULE OF EXPENDITURES OF FEDERAL AWARDS (BY STATE AGENCY)**

For the Fiscal Year Ended June 30, 2022

Federal ALN	Direct/ Indirect	Program Expenditures	ALN Program Title	Pass-Through Entity Number	Pass-Through Entity Name	Additional Award Information
84.425F	D	5,126,827	COVID-19 - Education Stabilization Fund - Higher Education Emergency Relief Fund (HEERF) Institutional Aid Portion			
93.317	D	2,763	Emerging Infections Programs			
93.732	D	210,970	Mental and Behavioral Health Education and Training Grants			
93.761	D	584	Evidence-Based Falls Prevention Programs Financed Solely by Prevention and Public Health Funds (PPHF)			
93.866	I	12,965	Aging Research	S001803-DHHS	The Pennsylvania State University	
94.011	D	362,589	Foster Grandparent Program			
94.016	D	338,361	Senior Companion Program			
		<u>62,692,826</u>	Total - Appalachian State University			
<b>East Carolina University</b>						
10.290	D	23,488	Agricultural Market and Economic Research			
10.310	D	33,138	Agriculture and Food Research Initiative (AFRI)			
10.310	I	5,202	Agriculture and Food Research Initiative (AFRI)	1-508212	Oklahoma State Univ	
10.310	I	10,197	Agriculture and Food Research Initiative (AFRI)	5112-1302-00-D/PO 000007000	Univ of South Florida	
10.310	I	57,039	Agriculture and Food Research Initiative (AFRI)	KFS#5653710 PO#431323	Univ of Connecticut	
10.351	D	77,967	Rural Business Development Grant			
10.855	D	10,746	Distance Learning and Telemedicine Loans and Grants			
11.012	I	6,286	Integrated Ocean Observing System (IOOS)	IOOS.16(028).ECU/CSI.MM.GAPS M	Southeast Coastal Ocean Observing Regional Assn	
11.012	I	3,851	Integrated Ocean Observing System (IOOS)	IOOS.16(028)ECU/CSI.MM. OBS-NAV	Southeast Coastal Ocean Observing Regional Assn	
11.012	I	47,420	Integrated Ocean Observing System (IOOS)	IOOS.16(028)ECU/CSI.MM.OBS.4	Southeast Coastal Ocean Observing Regional Assn	
11.012	I	19,518	Integrated Ocean Observing System (IOOS)	IOOS.21(097)ECU.MM.HFR.1	Southeast Coastal Ocean Observing Regional Assn	
11.417	I	64,746	Sea Grant Support	M2001923	Texas A&M University	
11.431	D	84,706	Climate and Atmospheric Research			
11.459	I	26,842	Weather and Air Quality Research	NA1820OAR4590355	Nurture Nature Ctr	
11.459	I	15,043	Weather and Air Quality Research	NA18OAR4590365	Nurture Nature Ctr	
11.609	I	95,762	Measurement and Engineering Research and Standards	G-99042-13	Colorado State University	
12.300	D	718,280	Basic and Applied Scientific Research			
12.420	D	194,485	Military Medical Research and Development			
12.431	I	46,485	Basic Scientific Research	UFDSP00012222-5/ PO0088902	University of Florida	
12.630	D	94,059	Basic, Applied, and Advanced Research in Science and Engineering			
12.740	I	427,053	Past Conflict Accounting	1015975 MOD 1	Henry M Jackson Foundation	
12.740	I	64,018	Past Conflict Accounting	509	University of Wisconsin Board of Regents	
12.740	I	330,270	Past Conflict Accounting	704541	Regents of the University of California	
12.RD	D	93,892	U. S. Department of Defense			W912HZ-20-2-0012
12.RD	D	59,736	U. S. Department of Defense			W912HZ-20-2-0017
12.RD	I	35,770	U. S. Department of Defense			20-0541
12.RD	I	19,374	U. S. Department of Defense	0061688-03/W81XWH-16-D-0024	Univ of Pittsburgh	
14.218	I	1,312	Community Development Block Grants/Entitlement Grants	DRC.11223.03.RR001794.20 MOD 3	Riverside Research	FA8650-14-D-1737
15.608	D	12,394	Fish and Wildlife Management Assistance	DOC#836840 V29 ECU/FTC	City of Greenville	
15.634	I	15,853	State Wildlife Grants	21253	Florida Fish & Wildlife Conservation Comm	
15.664	D	22,329	Fish and Wildlife Coordination and Assistance			
15.678	D	17,428	Cooperative Ecosystem Studies Units			
15.810	D	15,157	National Cooperative Geologic Mapping			
15.923	D	3,842	National Center for Preservation Technology and Training			
15.945	D	24,120	Cooperative Research and Training Programs – Resources of the National Park System			
15.945	I	36,522	Cooperative Research and Training Programs – Resources of the National Park System	169	Florida Intl Univ Board of Trustees	
16.745	I	56,715	Criminal and Juvenile Justice and Mental Health Collaboration Program	SHARP	Pitt County	
17.502	D	94,838	Occupational Safety and Health Susan Harwood Training Grants			
19.009	I	10,172	Academic Exchange Programs - Undergraduate Programs	CBPSA20	World Learning	
20.614	D	108,426	National Highway Traffic Safety Administration (NHTSA) Discretionary Safety Grants and Cooperative Agreements			
21.027	D	7,345,924	COVID-19 - Coronavirus State and Local Fiscal Recovery Funds			
32.006	D	63,066	COVID-19 Telehealth Program			
43.001	D	218,063	Science			
43.001	I	19,414	Science	RSA NO. 1661417	Jet Propulsion Laboratory	
43.009	D	39,181	Cross Agency Support			
45.024	D	6,903	Promotion of the Arts Grants to Organizations and Individuals	29892	Arts Midwest	
45.024	I	20,286	Promotion of the Arts Grants to Organizations and Individuals		South Arts	
45.024	I	10,800	Promotion of the Arts Grants to Organizations and Individuals	DANCE TOURING INITIATIVE		

**SCHEDULE OF EXPENDITURES OF FEDERAL AWARDS (BY STATE AGENCY)**

For the Fiscal Year Ended June 30, 2022

Federal ALN	Direct/ Indirect	Program Expenditures	ALN Program Title	Pass-Through Entity Number	Pass-Through Entity Name	Additional Award Information
45.024	I	6,563	Promotion of the Arts Grants to Organizations and Individuals	GRANT 6303	South Arts	
45.129	I	3,500	Promotion of the Humanities Federal/State Partnership	2020_0	North Carolina Humanities Council	
45.161	D	51,668	Promotion of the Humanities Research			
45.162	D	59,804	Promotion of the Humanities Teaching and Learning Resources and Curriculum Development			
45.169	D	78,617	Promotion of the Humanities Office of Digital Humanities			
45.313	D	32,975	Laura Bush 21st Century Librarian Program			
45.313	I	8,060	Laura Bush 21st Century Librarian Program	R1288891	The Research Fund for State University of New York SUNY	
47.041	D	422,549	Engineering			
47.041	I	1,748	Engineering	4101-83663	The Trustees of Purdue University	
47.041	I	63,844	Engineering	51214	University of Delaware	
47.049	D	538,396	Mathematical and Physical Sciences			
47.050	D	850,027	Geosciences			
47.070	D	184,475	Computer and Information Science and Engineering			
47.074	D	681,298	Biological Sciences			
47.074	I	29,458	Biological Sciences	UFDSP00011728	University of Florida	
47.075	D	262,305	Social, Behavioral, and Economic Sciences			
47.075	I	3,545	Social, Behavioral, and Economic Sciences	25-1714-0206-002	University of Nebraska	
47.075	I	1,121	Social, Behavioral, and Economic Sciences	479862-19347	Virginia Polytechnic Institute and State University	
47.076	D	1,981,240	Education and Human Resources			
47.RD	D	140,874	U. S. National Science Foundation			nsf2052667
59.075	D	86,767	Shuttered Venue Operators Grant Program			
66.509	I	86,225	Science To Achieve Results (STAR) Research Program	1004950-ECU P358164	Univ of Wyoming	
66.511	I	78,275	Office of Research and Development Consolidated Research/Training/Fellowships	E0199A-A	Oregon State University	
66.708	D	137,592	Pollution Prevention Grants Program			
66.717	D	16,564	Source Reduction Assistance			
81.049	I	13,329	Office of Science Financial Assistance Program	ECU SBIR IP AGREEMENT	Oscilla Power Inc	
81.087	I	80,225	Renewable Energy Research and Development	L0172	Univ of New Hampshire	
84.007	D	1,221,318	Federal Supplemental Educational Opportunity Grants			
84.016	D	6,304	Undergraduate International Studies and Foreign Language Programs			
84.017	D	68,438	International Research and Studies			
84.033	D	492,840	Federal Work-Study Program			
84.038	D	4,865,013	Federal Perkins Loan Program Federal Capital Contributions			
84.063	D	36,790,266	Federal Pell Grant Program			
84.268	D	128,173,855	Federal Direct Student Loans			
84.324	D	719,892	Research in Special Education			
84.325	D	1,294,038	Special Education - Personnel Development to Improve Services and Results for Children with Disabilities			
84.379	D	3,772	Teacher Education Assistance for College and Higher Education Grants (TEACH Grants)			
84.423	D	1,474,333	Supporting Effective Educator Development Program			
84.425E	D	26,979,185	COVID-19 - Education Stabilization Fund - Higher Education Emergency Relief Fund (HEERF) Student Aid Portion			
84.425F	D	15,533,094	COVID-19 - Education Stabilization Fund - Higher Education Emergency Relief Fund (HEERF) Institutional Aid Portion			
93.059	D	454,763	Training in General, Pediatric, and Public Health Dentistry			
93.068	I	33,961	Chronic Diseases: Research, Control, and Prevention	000516164-SC001	University of Alabama at Birmingham	
93.073	I	22,999	Birth Defects and Developmental Disabilities - Prevention and Surveillance	A03-2441	Duke Univ	
93.077	I	4,813	Family Smoking Prevention and Tobacco Control Act Regulatory Research	61-100730-116541	Wake Forest University Health Sciences	
93.077	I	16,917	Family Smoking Prevention and Tobacco Control Act Regulatory Research	61-55811085045117-11000000179	Wake Forest University Health Sciences	
93.077	I	6,353	Family Smoking Prevention and Tobacco Control Act Regulatory Research	FP00008773-SA002	Virginia Commonwealth University (VCU)	
93.077	I	24,806	Family Smoking Prevention and Tobacco Control Act Regulatory Research	FP0006477_SA006	Virginia Commonwealth University (VCU)	
93.077	I	7,372	Family Smoking Prevention and Tobacco Control Act Regulatory Research	SUB00014310/PO3006268643	Regents of the University of Michigan	
93.110	D	130,126	Maternal and Child Health Federal Consolidated Programs			
93.110	I	9,092	Maternal and Child Health Federal Consolidated Programs	5H30MC24046-10-00	Hemophilia of Georgia Inc	
93.110	I	864	Maternal and Child Health Federal Consolidated Programs	HWPEKM8VFTJ9	Hemophilia of Georgia Inc	
93.113	D	318,222	Environmental Health			
93.121	D	86,424	Oral Diseases and Disorders Research			
93.121	I	131,864	Oral Diseases and Disorders Research	096565-17609	The Board of Trustees of the University of Illinois	
93.121	I	32,064	Oral Diseases and Disorders Research	096565-18255	The Board of Trustees of the University of Illinois	
93.121	I	166,540	Oral Diseases and Disorders Research	SITZMAN-20-06	Phoenix Children's Hospital	
93.124	D	21,269	Nurse Anesthetist Traineeship			
93.153	D	545,689	Coordinated Services and Access to Research for Women, Infants, Children, and Youth			



**SCHEDULE OF EXPENDITURES OF FEDERAL AWARDS (BY STATE AGENCY)**

For the Fiscal Year Ended June 30, 2022

Federal ALN	Direct/ Indirect	Program Expenditures	ALN Program Title	Pass-Through Entity Number	Pass-Through Entity Name	Additional Award Information
93.173	D	218,610	Research Related to Deafness and Communication Disorders			
93.191	D	254,901	Graduate Psychology Education			
93.211	D	527,341	Telehealth Programs			
93.213	D	63,440	Research and Training in Complementary and Integrative Health			
93.213	I	9,047	Research and Training in Complementary and Integrative Health	TACT2 Trial To Access Chelatio	Mount Sinai Medical Center	
93.243	D	537,439	Substance Abuse and Mental Health Services Projects of Regional and National Significance			
93.247	D	688,050	Advanced Nursing Education Workforce Grant Program			
93.262	I	33,023	Occupational Safety and Health Program	3210001809-19-121/PO7800005771	Univ of Kentucky Research Found	
93.273	D	268,183	Alcohol Research Programs			
93.276	D	117,462	Drug-Free Communities Support Program Grants			
93.279	D	153,883	Drug Abuse and Addiction Research Programs			
93.307	I	22,558	Minority Health and Health Disparities Research	55540-ECU PO G22901046	University of Arkansas For Medical Sciences	
93.310	I	303,166	Trans-NIH Research Support	303000105	Duke Univ	
93.310	I	176,806	Trans-NIH Research Support	A034323	Duke Univ	
93.342	D	173,595	Health Professions Student Loans, Including Primary Care Loans/Loans for Disadvantaged Students			
93.351	I	26,365	Research Infrastructure Programs	G1A62667-3	Northern Illinois University	
93.361	D	160,276	Nursing Research			
93.361	I	120,501	Nursing Research	19-3793/PO#2000043163	University of South Carolina	
93.361	I	104,537	Nursing Research	A033333	Duke Univ	
93.361	I	45,561	Nursing Research	FY21.105.006/ 2-5-M9090	The Regents of the University of Colorado	
93.364	D	349,131	Nursing Student Loans			
93.365	I	78,789	Sickle Cell Treatment Demonstration Program	000532208-SC009	University of Alabama at Birmingham	
93.393	I	78,234	Cancer Cause and Prevention Research	1840 / PO1463014	Rutgers The State University of New Jersey	
93.395	D	4,088	Cancer Treatment Research			
93.395	I	649	Cancer Treatment Research	A011106 / ALTERNATE	Alliance for Clinical Trials in Oncology Foundation	
93.395	I	955	Cancer Treatment Research	B-43	Brigham and Women's Hospital	
93.395	I	74,126	Cancer Treatment Research	COG NCTN PCR	Public Health Institute	
93.395	I	3,548	Cancer Treatment Research	CTA #CT005	CivaTech Oncology	
93.395	I	4,803	Cancer Treatment Research	EAF151 / ECOG-ACRIN	ECOG-ACRIN Cancer Research Group	
93.395	I	266,236	Cancer Treatment Research	GB10832.P0#2256935	Univ of Virginia	
93.395	I	332	Cancer Treatment Research	N1048-(PROSPECT)/ALLIANCE	Brigham and Women's Hospital	
93.395	I	94,222	Cancer Treatment Research	NCI COVID-19(N-CCAPS)	Brigham and Women's Hospital	
93.395	I	591	Cancer Treatment Research	NCTN COG MATCH	Children's Hospital of Philadelphia	
93.395	I	332	Cancer Treatment Research	NRG-BR003	NRG Oncology	
93.395	I	2,216	Cancer Treatment Research	Release Tumor Supplement-NCT	Public Health Institute	
93.395	I	963	Cancer Treatment Research	RTOG 1005	Brigham and Women's Hospital	
93.395	I	6,125	Cancer Treatment Research	S1801 / SWOG	SWOG- Clinical Trials Initiative LLC	
93.396	I	8,018	Cancer Biology Research	20X020F MOD 02	Leidos Biomedical Research, Inc	
93.397	I	649	Cancer Centers Support Grants	PROTOCOL A011202 / ALLIANCE	Cancer and Leukemia Group B	
93.399	I	203	Cancer Control	AALL1131 - NCORP SUPPLEMENTAL	Children's Hospital of Philadelphia	
93.558	I	86,653	Temporary Assistance for Needy Families	CACNC DHHS Subaward Agreement	Children's Advocacy Center of NC Inc.	
93.669	I	985	Child Abuse and Neglect State Grants	CACNC DHHS Subaward Agreement	Children's Advocacy Center of NC Inc.	
93.799	D	36,290	CARA Act – Comprehensive Addiction and Recovery Act of 2016			
93.837	D	2,535,786	Cardiovascular Diseases Research			
93.837	I	23,422	Cardiovascular Diseases Research	000511972-SC002/5UH3HL130691-0	University of Alabama at Birmingham	
93.837	I	141,448	Cardiovascular Diseases Research	35238-1	Augusta University	
93.837	I	285,930	Cardiovascular Diseases Research	35551-1	Augusta University	
93.837	I	20,247	Cardiovascular Diseases Research	N006187424 / UMN 65083	Regents of the Univ of Minnesota	
93.837	I	227,610	Cardiovascular Diseases Research	R42HL133633	RFPI LLC	
93.838	I	83,044	Lung Diseases Research	PROTOCOL #20203331	Labcorp Early Development Lab Inc	
93.838	I	85	Lung Diseases Research	SUBAWARD 002 / RETHINC	COPD Foundation Inc	
93.838	I	3,844	Lung Diseases Research	SUBAWARD NO 001/AMEND 4	COPD Foundation Inc	
93.839	D	117,002	Blood Diseases and Resources Research			
93.839	I	32,424	Blood Diseases and Resources Research	000524452--011-SC011	University of Alabama at Birmingham	
93.839	I	690	Blood Diseases and Resources Research	AWD00000392 (135872-10)	Univ of Pittsburgh	
93.839	I	19,775	Blood Diseases and Resources Research	SUBAWARD 2831742	Duke Univ	
93.846	D	786,852	Arthritis, Musculoskeletal and Skin Diseases Research			
93.846	I	9,802	Arthritis, Musculoskeletal and Skin Diseases Research	20-008	Wake Forest Univ	
93.846	I	205,956	Arthritis, Musculoskeletal and Skin Diseases Research	ZAT00020/1R01AR071263-01	University of Kansas Medical Center Research Inst Inc	
93.847	D	1,110,597	Diabetes, Digestive, and Kidney Diseases Extramural Research			
93.847	I	174,656	Diabetes, Digestive, and Kidney Diseases Extramural Research	1329760-ECU	Advent Health Orlando	
93.847	I	1,627	Diabetes, Digestive, and Kidney Diseases Extramural Research	2005481770	Johns Hopkins University	

**SCHEDULE OF EXPENDITURES OF FEDERAL AWARDS (BY STATE AGENCY)**

For the Fiscal Year Ended June 30, 2022

Federal ALN	Direct/ Indirect	Program Expenditures	ALN Program Title	Pass-Through Entity Number	Pass-Through Entity Name	Additional Award Information
93.847	I	75,780	Diabetes, Digestive, and Kidney Diseases Extramural Research	36305-3	Augusta University	
93.847	I	12,609	Diabetes, Digestive, and Kidney Diseases Extramural Research	489-32841-10000119551	Wake Forest University Health Sciences	
93.847	I	21,751	Diabetes, Digestive, and Kidney Diseases Extramural Research	700198-0522-00	Nationwide Children's Hosp	
93.847	I	17,936	Diabetes, Digestive, and Kidney Diseases Extramural Research	A033315	Duke Univ	
93.847	I	19,796	Diabetes, Digestive, and Kidney Diseases Extramural Research	SUBAWARD NO. 3301820722	Children's Hospital of Philadelphia	
93.847	I	16,225	Diabetes, Digestive, and Kidney Diseases Extramural Research	SUBAWD#A03-4810/DILIN 2021-22	Duke Univ	
93.853	D	179,367	Extramural Research Programs in the Neurosciences and Neurological Disorders			
93.855	D	1,956,130	Allergy and Infectious Diseases Research			
93.855	I	124,159	Allergy and Infectious Diseases Research	203504ECU/ 5R01AI136904-02	University of Notre Dame du Lac	
93.855	I	117,289	Allergy and Infectious Diseases Research	3200003246-20-286/PO7800005283	University of Kentucky	
93.855	I	9,119	Allergy and Infectious Diseases Research	DUKE SPS#:199679/157805/210393	Duke Univ	
93.855	I	28,553	Allergy and Infectious Diseases Research	GR112601 (CON-80003005)	Yale University	
93.855	I	30,011	Allergy and Infectious Diseases Research	NIH-TBSTIGMA-ECU-01	The Desmond Tutu Health Foundation	
93.855	I	27,640	Allergy and Infectious Diseases Research	NIH-TBSTIGMA-ECU-02	The Desmond Tutu Health Foundation	
93.855	I	16,823	Allergy and Infectious Diseases Research	SUB A034260, PROTOCOL 20-0002	Duke Univ	
93.859	D	1,023,033	Biomedical Research and Research Training			
93.859	I	13,667	Biomedical Research and Research Training	PO-0000186157	Louisiana State University (LSU)	
93.865	D	203,428	Child Health and Human Development Extramural Research			
93.865	I	15,423	Child Health and Human Development Extramural Research	2831952	Duke Univ	
93.865	I	2,837	Child Health and Human Development Extramural Research	2831952/PRO00100323/SPS 240023	Duke Univ	
93.865	I	240,697	Child Health and Human Development Extramural Research	GB10889/PO#2294229	Rector and Visitors of the University of Virginia	
93.865	I	13,543	Child Health and Human Development Extramural Research	SUBAWARD 2831952	Duke Univ	
93.865	I	16,272	Child Health and Human Development Extramural Research	Subaward 2831952/Pro00105337	Duke Univ	
93.865	I	1,745	Child Health and Human Development Extramural Research	Subaward 2831952/Pro00015829	Duke Univ	
93.865	I	9,525	Child Health and Human Development Extramural Research	SUBAWARD 2831952/SPS 240023	Duke Univ	
93.866	D	1,010,652	Aging Research			
93.866	I	8,631	Aging Research	0353-01	Oklahoma Medical Research Foundation	
93.866	I	4,347	Aging Research	15318-04-03/04FFS (ASP-XT)	Hennepin Healthcare Research Institute	
93.866	I	15,244	Aging Research	2021-1609	Regents of the University of California	
93.866	I	12,295	Aging Research	AG069476-ECU01	Pennington Biomedical Research Center	
93.866	I	9,613	Aging Research	F1574-02 PO IB00465424	New York University	
93.866	I	189	Aging Research	SUBAWARD NO: 15267-04-01FFS	Hennepin Healthcare Research Institute	
93.867	D	145,583	Vision Research			
93.879	D	166,166	Medical Library Assistance			
93.884	D	266,450	Grants for Primary Care Training and Enhancement			
93.918	D	816,044	Grants to Provide Outpatient Early Intervention Services with Respect to HIV Disease			
93.925	D	531,512	Scholarships for Health Professions Students from Disadvantaged Backgrounds			
93.982	D	236,144	Mental Health Disaster Assistance and Emergency Mental Health			
98.001	I	92,762	USAID Foreign Assistance for Programs Overseas	0008869/060221 PO#0000176531	State of Rhode Island	
		<u>254,738,317</u>	Total - East Carolina University			

**Elizabeth City State University**

12.330	D	51,122	Science, Technology, Engineering & Mathematics (STEM) Education, Outreach and Workforce Program			
12.630	D	173,879	Basic, Applied, and Advanced Research in Science and Engineering			
15.904	D	10,762	Historic Preservation Fund Grants-In-Aid			
21.027	D	520,980	COVID-19 - Coronavirus State and Local Fiscal Recovery Funds			
43.008	D	37,694	Office of Stem Engagement (OSTEM)			
45.309	D	77,620	Museum Grants for African American History and Culture			
47.049	D	96,786	Mathematical and Physical Sciences			
47.070	I	282,395	Computer and Information Science and Engineering	S9001482	University of California San Diego	
47.076	D	894,821	Education and Human Resources			
81.137	D	100,261	Minority Economic Impact			
84.007	D	401,857	Federal Supplemental Educational Opportunity Grants			
84.031	D	4,391,263	Higher Education Institutional Aid			
84.033	D	228,900	Federal Work-Study Program			
84.042	D	364,771	TRIO Student Support Services			
84.044	D	19,725	TRIO Talent Search			
84.047	D	367,335	TRIO Upward Bound			
84.063	D	6,404,341	Federal Pell Grant Program			
84.066	D	121,520	TRIO Educational Opportunity Centers			
84.120	D	119,681	Minority Science and Engineering Improvement			
84.268	D	7,742,323	Federal Direct Student Loans			

**SCHEDULE OF EXPENDITURES OF FEDERAL AWARDS (BY STATE AGENCY)**

For the Fiscal Year Ended June 30, 2022

Federal ALN	Direct/ Indirect	Program Expenditures	ALN Program Title	Pass-Through Entity Number	Pass-Through Entity Name	Additional Award Information
84.379	D	5,604	Teacher Education Assistance for College and Higher Education Grants (TEACH Grants)			
84.382	D	294,312	Strengthening Minority-Serving Institutions			
84.425E	D	3,245,761	COVID-19 - Education Stabilization Fund - Higher Education Emergency Relief Fund (HEERF) Student Aid Portion			
84.425F	D	3,897,708	COVID-19 - Education Stabilization Fund - Higher Education Emergency Relief Fund (HEERF) Institutional Aid Portion			
84.425J	D	4,679,901	COVID-19 - Education Stabilization Fund - Higher Education Emergency Relief Fund (HEERF) Historically Black Colleges and Universities (HBCUs)			
93.859	D	194,734	Biomedical Research and Research Training			
		<u>34,726,056</u>	Total - Elizabeth City State University			
<b>Fayetteville State University</b>						
11.303	D	88,241	Economic Development Technical Assistance			
11.307	D	47,120	Economic Adjustment Assistance			
12.431	D	187,998	Basic Scientific Research			
12.630	D	24,589	Basic, Applied, and Advanced Research in Science and Engineering			
21.019	D	150,000	COVID-19 - Coronavirus Relief Fund			
21.027	D	1,107,928	COVID-19 - COVID-19 - Coronavirus State and Local Fiscal Recovery Funds			
43.008	D	178,921	Office of Stem Engagement (OSTEM)			
45.310	D	19,725	Grants to States			
47.041	D	132,015	Engineering			
47.049	D	87,760	Mathematical and Physical Sciences			
47.070	D	46,151	Computer and Information Science and Engineering			
47.074	D	45,034	Biological Sciences			
47.076	D	890,098	Education and Human Resources			
59.037	D	217,245	Small Business Development Centers			
59.044	D	332,951	Veterans Outreach Program			
84.007	D	636,754	Federal Supplemental Educational Opportunity Grants			
84.031	D	6,016,962	Higher Education Institutional Aid			
84.033	D	522,162	Federal Work-Study Program			
84.042	D	549,206	TRIO Student Support Services			
84.044	D	516,706	TRIO Talent Search			
84.047	D	711,370	TRIO Upward Bound			
84.063	D	16,293,476	Federal Pell Grant Program			
84.066	D	431,232	TRIO Educational Opportunity Centers			
84.217	D	226,467	TRIO McNair Post-Baccalaureate Achievement			
84.268	D	24,951,571	Federal Direct Student Loans			
84.287	D	355,875	Twenty-First Century Community Learning Centers			
84.323	D	14,090	Special Education - State Personnel Development			
84.334	D	1,160,689	Gaining Early Awareness and Readiness for Undergraduate Programs			
84.379	D	28,767	Teacher Education Assistance for College and Higher Education Grants (TEACH Grants)			
84.382	D	446,328	Strengthening Minority-Serving Institutions			
84.411	D	219	Education Innovation and Research (formerly Investing in Innovation (i3) Fund)			
84.425E	D	8,404,982	COVID-19 - Education Stabilization Fund - Higher Education Emergency Relief Fund (HEERF) Student Aid Portion			
84.425F	D	7,754,531	COVID-19 - Education Stabilization Fund - Higher Education Emergency Relief Fund (HEERF) Institutional Aid Portion			
84.425J	D	2,482,714	COVID-19 - Education Stabilization Fund - Higher Education Emergency Relief Fund (HEERF) Historically Black Colleges and Universities (HBCUs)			
93.359	D	406,695	Nurse Education, Practice Quality and Retention Grants			
93.859	D	493,466	Biomedical Research and Research Training			
93.959	D	42,239	Block Grants for Prevention and Treatment of Substance Abuse			
		<u>76,002,277</u>	Total - Fayetteville State University			
<b>North Carolina Agricultural &amp; Technical State University</b>						
10.001	D	395	Agricultural Research Basic and Applied Research			
10.147	D	42,467	Outreach Education and Technical Assistance			
10.206	D	7,349,389	Grants for Agricultural Research Competitive Research Grants			
10.215	I	51,349	Sustainable Agriculture Research and Education	Contingency Ltr dated 03.18.20	University of Georgia	
10.215	I	57,696	Sustainable Agriculture Research and Education	Email dated 6/14/19	University of Georgia	
10.215	I	592	Sustainable Agriculture Research and Education	Subaward No: RD309-137/S001432	University of Georgia	
10.216	D	447,665	1890 Institution Capacity Building Grants			
10.216	I	2,381	1890 Institution Capacity Building Grants	332.77-19.0684	Tennessee State University	

**SCHEDULE OF EXPENDITURES OF FEDERAL AWARDS (BY STATE AGENCY)**

For the Fiscal Year Ended June 30, 2022

Federal ALN	Direct/ Indirect	Program Expenditures	ALN Program Title	Pass-Through Entity Number	Pass-Through Entity Name	Additional Award Information
10.217	I	27,828	Higher Education - Institution Challenge Grants Program	Subaward No: 022364A	Iowa State University	
10.220	D	35,207	Higher Education - Multicultural Scholars Grant Program			
10.229	I	10,070	Extension Collaborative on Immunization Teaching & Engagement	Subaward No: EXCITE-ACT1-1890F	1890 Universities Foundation	
10.250	D	6,610	Agricultural and Rural Economic Research, Cooperative Agreements and Collaborations			
10.303	I	40,947	Integrated Programs	Subaward #: SUB00002201	University of Georgia	
10.307	I	7,931	Organic Agriculture Research and Extension Initiative	Subaward No: F0004577402019	Purdue University	
10.310	D	946,800	Agriculture and Food Research Initiative (AFRI)			
10.310	I	6,143	Agriculture and Food Research Initiative (AFRI)	SUBAWARD NO: 32375SUB2507	The University of Vermont	
10.310	I	3,478	Agriculture and Food Research Initiative (AFRI)	Subaward No: 416346	Mississippi State University	
10.310	I	10,017	Agriculture and Food Research Initiative (AFRI)	Subaward No: 416346	University of Connecticut	
10.319	I	3,469	Farm Business Management and Benchmarking Competitive Grants Program	SUBAWARD NO: 60584-Z5064201	University of Maryland	
10.319	I	15,349	Farm Business Management and Benchmarking Competitive Grants Program	Subaward No: C00066315-1	University of Missouri-Columbia	
10.319	I	15,688	Farm Business Management and Benchmarking Competitive Grants Program	Subaward No: C00071254-3	University of Missouri-Columbia	
10.319	I	7,604	Farm Business Management and Benchmarking Competitive Grants Program	Subaward No: C00074740-4	University of Missouri-Columbia	
10.443	D	38,298	Outreach and Assistance for Socially Disadvantaged and Veteran Farmers and Ranchers			
10.500	D	1,046,324	Cooperative Extension Service			
10.500	I	1,761	Cooperative Extension Service	Agreement No: 0000001650	University of Wisconsin Madison	
10.500	I	10,856	Cooperative Extension Service	Subaward No: 5938-NCAT-UM-3501	Pennsylvania State University	
10.514	D	101,555	Expanded Food and Nutrition Education Program			
10.515	D	7,687	Renewable Resources Extension Act and National Focus Fund Projects			
10.522	D	326,591	Food and Agriculture Service Learning Program			
10.522	I	5,278	Food and Agriculture Service Learning Program	Memorandum dated 9/14/2020	1890 Universities Foundation	
10.523	D	204,685	Centers of Excellence at 1890 Institutions			
10.523	I	291,238	Centers of Excellence at 1890 Institutions	Contingency Ltr dated 6/4/2021	Southern University and A&M College	
10.523	I	54,060	Centers of Excellence at 1890 Institutions	Sub award No: 2020-38427-31514	University of Maryland Eastern Shore	
10.523	I	1,254	Centers of Excellence at 1890 Institutions	Subaward No: ASU370083	Alcorn State University	
10.523	I	14,541	Centers of Excellence at 1890 Institutions	Subaward Signed 8/27/2020	Tuskegee University	
10.524	D	573,852	Scholarships for Students at 1890 Institutions			
10.902	D	160,475	Soil and Water Conservation			
10.960	D	11,522	Technical Agricultural Assistance			
10.RD	I	9,767	U. S. Department of Agriculture	Agreement dated 4/27/20	National Watermelon Promotion Board (NWPB)	G-281123
10.U02	I	1,890	U. S. Department of Agriculture	Subaward dated 9-16-2020	1890 Universities Foundation	G-281142
11.459	D	55,208	Weather and Air Quality Research			
12.014	I	7,900	OnRampII	H98230-21-1-0350	Department of Defense	
12.300	D	596,922	Basic and Applied Scientific Research			
12.360	I	67,524	Research on Chemical and Biological Defense	W911NF1220022	The John Hopkins University	
12.431	D	230,250	Basic Scientific Research			
12.630	D	445,981	Basic, Applied, and Advanced Research in Science and Engineering			
12.630	I	21,656	Basic, Applied, and Advanced Research in Science and Engineering	Email dated 1/17/2020	Army Educational Outreach Program (AEOP)	
12.800	D	14,044	Air Force Defense Research Sciences Program			
12.800	I	32,186	Air Force Defense Research Sciences Program	Subaward No: 575203	University of Pennsylvania	
12.800	I	19,428	Air Force Defense Research Sciences Program	Subaward No: GR123212	Ohio State University	
12.902	I	58,225	Information Security Grants	Subaward No: FORD0059-30353	Fordham University	
12.903	D	82,959	GenCyber Grants Program			
12.905	D	69,124	CyberSecurity Core Curriculum			
12.905	I	32,110	CyberSecurity Core Curriculum	Subaward No: A22-0041-S003	University of Memphis	
12.RD	I	2,129	U. S. Department of Defense	FA8651-12-M-0181	DOD DAF Air Force Research Laboratory (AFRL)	G-210136
12.RD	I	39,651	U. S. Department of Defense	H98230-21-1-0026	DOD National Security Agency (NSA)	G-210242
12.RD	I	26,299	U. S. Department of Defense	H98230-21-1-0026	DOD National Security Agency (NSA)	G-210243
12.RD	I	56,374	U. S. Department of Defense	H98230-21-1-0326	DOD National Security Agency (NSA)	G-210245
12.RD	I	25,500	U. S. Department of Defense	H98230-22-1-0017	DOD National Security Agency (NSA)	G-210263
12.RD	I	163,855	U. S. Department of Defense	SUB# D01-W911SR-14-2-001-0026	MSRDC	G-281000
12.RD	I	24,624	U. S. Department of Defense	Signed Doc Dated 3/11/2021	LM Group Holdings, Inc	G-281191
12.RD	I	27,519	U. S. Department of Defense	Subaward No: GR125525	Ohio State University	G-281264
12.RD	I	4,589	U. S. Department of Defense	Subcontract NCAT 21-1-0460	Clarkson Aerospace	G-281240
12.RD	I	17,851	U. S. Department of Defense	Subcontract No.D9104-S1	Georgia Tech Research Institute	G-281195
12.RD	I	25,378	U. S. Department of Defense	Subcontract No.D9104-S1	Georgia Tech Research Institute	G-281196
12.RD	I	37,232	U. S. Department of Defense	Subcontract No.D9104-S1	Georgia Tech Research Institute	G-281197
12.RD	I	14,817	U. S. Department of Defense	Subcontract No: P010237224	SAIC	G-281071
12.RD	I	13,000	U. S. Department of Defense	Subcontract No: SB2107-001-1	Spectral Energies, LLC	G-281217
12.RD	I	94,179	U. S. Department of Defense	Subcontract No: SB2119-001-1	Spectral Energies, LLC	G-281246

**SCHEDULE OF EXPENDITURES OF FEDERAL AWARDS (BY STATE AGENCY)**

For the Fiscal Year Ended June 30, 2022

Federal ALN	Direct/ Indirect	Program Expenditures	ALN Program Title	Pass-Through Entity Number	Pass-Through Entity Name	Additional Award Information
12.RD	I	12,154	U. S. Department of Defense	W912T20C0015	DOD-Construction Engineering Research Laboratory(CERL)	G-210235
12.RD	I	12,300	U. S. Department of Defense	letter dated 02/27/2020	Indiana University at Bloomington	G-281114
12.U03	I	25,636	U. S. Department of Defense	H98230-21-1-0068	DOD National Security Agency (NSA)	G-210259
12.U04	I	10,944	U. S. Department of Defense	ACENet-001	Collaborative Composite Solutions Corporation	G-281274
13.RD	I	75,544	U.S. Central Intelligence Agency	CONTINGENCY DATED 9/28/18	Florida Institute of Technology Inc	G-281032
14.506	D	21,332	General Research and Technology Activity			
14.RD	I	33,420	U. S. Department of Housing and Urban Development	Subaward No: 8881	Indiana University at Bloomington	G-281202
16.525	D	43,288	Grants to Reduce Domestic Violence, Dating Violence, Sexual Assault, and Stalking on Campus			
19.017	I	11,328	Environmental and Scientific Partnerships and Programs	Subaward No: 1(GG015573)	Columbia University	
20.215	D	21,323	Highway Training and Education			
20.701	D	986,174	University Transportation Centers Program			
43.002	D	1,298,679	Aeronautics			
43.002	I	63,240	Aeronautics	SUBAWARD # 60061599	Ohio State University	
43.002	I	19,342	Aeronautics	Subaward No: AWD-002709-G1	Georgia Institute of Technology-Library	
43.012	D	73,943	Space Technology			
43.RD	I	69,170	U. S. National Aeronautics and Space Administration	80NSSC20P1055	NASA Glenn Research Center	G-220071
43.RD	I	287,910	U. S. National Aeronautics and Space Administration	C16-2B00-NCAT, ACTIVITY 3773-N	Virginia Polytechnic Institute and State University	G-281154
43.RD	I	18,000	U. S. National Aeronautics and Space Administration	P.O.# 4600007045	The Aerospace Corporation	G-281184
43.RD	I	6,981	U. S. National Aeronautics and Space Administration	PO # 4600007023	The Aerospace Corporation	G-281177
43.RD	I	17,233	U. S. National Aeronautics and Space Administration	RSA No: 1659540	NASA Jet Propulsion Laboratory	G-281185
43.U01	I	63,750	U. S. National Aeronautics and Space Administration	LETTER DATED 9-23-03	National Action Council for Minorities in Engineering Inc	G-280155
47.041	D	1,447,265	Engineering			
47.041	I	153,793	Engineering	SUBGRANT NO. RG314-G1	Georgia Institute of Technology-Library	
47.041	I	281,297	Engineering	Subaward No: AWD-001459-G1	Georgia Institute of Technology-Library	
47.049	D	535,887	Mathematical and Physical Sciences			
47.049	I	7,220	Mathematical and Physical Sciences	25-0521-0184-022	The University of Nebraska Lincoln	
47.050	D	588,315	Geosciences			
47.050	I	2,684	Geosciences	Subaward No: SUB00002745	University of Georgia	
47.070	D	915,040	Computer and Information Science and Engineering			
47.070	I	41,780	Computer and Information Science and Engineering	Subaward No: 333-2827	Duke University	
47.074	D	723,257	Biological Sciences			
47.074	I	43,206	Biological Sciences	61-2075NC	Michigan State University	
47.074	I	9,444	Biological Sciences	Subaward No: 2018-02	Loyola University Maryland	
47.075	D	277,007	Social, Behavioral, and Economic Sciences			
47.076	D	5,439,379	Education and Human Resources			
47.076	I	17,884	Education and Human Resources	SUBAGREEMENT # 332-0252	Duke University	
47.076	I	1,047	Education and Human Resources	Subaward No: 1015-33173-100001	Wake Forest University School of Medicine	
47.076	I	7,636	Education and Human Resources	Subaward No: S52100000049658	University of Massachusetts at Lowell	
47.079	D	42,410	Office of International Science and Engineering			
47.083	I	9,000	Integrative Activities	Subaward No: 023692A	Iowa State University	
47.083	I	32,478	Integrative Activities	Subaward No: MSU_NCANT_40614	Morgan State University	
47.083	I	100,410	Integrative Activities	Subaward No: R125369/SPC-10000	Ohio State University	
47.RD	I	46,068	U. S. National Science Foundation	POO19883	Morgan State University	G-281193
47.RD	I	67,099	U. S. National Science Foundation	POO19883	Morgan State University	G-281194
47.RD	I	6,223	U. S. National Science Foundation	Sub agreement NO: 0008761-1000	Howard University	G-281164
66.509	D	250,532	Science To Achieve Results (STAR) Research Program			
81.049	D	129,883	Office of Science Financial Assistance Program			
81.089	D	50,675	Fossil Energy Research and Development			
81.123	D	1,616,737	National Nuclear Security Administration (NNSA) Minority Serving Institutions (MSI) Program			
81.123	I	190,164	National Nuclear Security Administration (NNSA) Minority Serving Institutions (MSI) Program	Subaward No: 1000004070	The University of Texas at San Antonio	
81.RD	I	7,274	U. S. Department of Energy	LETTER DATED 01-22-2018	Honeywell Federal Manufacturing & Technologies, LLC	G-280997
81.RD	I	20,174	U. S. Department of Energy	P.O. # 2229008	DOE Sandia National Laboratories	G-281174
81.RD	I	59,458	U. S. Department of Energy	P.O. # 2244761	DOE Sandia National Laboratories	G-281181
81.RD	I	31,310	U. S. Department of Energy	P.O. # 2309786	DOE Sandia National Laboratories	G-281261
81.RD	I	8,006	U. S. Department of Energy	P.O. # 2311035	DOE Sandia National Laboratories	G-281247
81.RD	I	12,961	U. S. Department of Energy	P.O. 2281843	DOE Sandia National Laboratories	G-281222
81.RD	I	4,320	U. S. Department of Energy	P.O. 2349146	DOE Sandia National Laboratories	G-281267
81.RD	I	55,247	U. S. Department of Energy	P.O.# 2230182	DOE Sandia National Laboratories	G-281172
81.RD	I	61,182	U. S. Department of Energy	PO# 135117	Fluor Marine Propulsion, LLC	G-270148
81.RD	I	18,558	U. S. Department of Energy	PO# 2330062	DOE Sandia National Laboratories	G-281257
81.RD	I	14,086	U. S. Department of Energy	Subcontract # EE-0009793-NCAT	TreadStone Technologies, Inc	G-281278

**SCHEDULE OF EXPENDITURES OF FEDERAL AWARDS (BY STATE AGENCY)**

For the Fiscal Year Ended June 30, 2022

Federal ALN	Direct/ Indirect	Program Expenditures	ALN Program Title	Pass-Through Entity Number	Pass-Through Entity Name	Additional Award Information
81.RD	I	8,564	U. S. Department of Energy	Subcontract No: 4000176724	DOE Oak Ridge National Laboratories	G-281105
81.RD	I	17,729	U. S. Department of Energy	Subcontract No: 4000182500	DOE Oak Ridge National Laboratories	G-281147
81.RD	I	111,272	U. S. Department of Energy	Subcontract No: B647042	DOE Lawrence Livermore National Laboratory (LLNL)	G-270177
84.007	D	1,110,953	Federal Supplemental Educational Opportunity Grants			
84.031	D	15,298,699	Higher Education Institutional Aid			
84.033	D	154,754	Federal Work-Study Program			
84.038	D	451,673	Federal Perkins Loan Program Federal Capital Contributions			
84.042	D	271,217	TRIO Student Support Services			
84.044	D	292,793	TRIO Talent Search			
84.047	D	390,173	TRIO Upward Bound			
84.063	D	31,861,246	Federal Pell Grant Program			
84.120	D	259,216	Minority Science and Engineering Improvement			
84.129	D	150,335	Rehabilitation Long-Term Training			
84.268	D	78,663,129	Federal Direct Student Loans			
84.325	D	283,067	Special Education - Personnel Development to Improve Services and Results for Children with Disabilities			
84.336	D	726,793	Teacher Quality Partnership Grants	Subaward No: U336S180027-01	High Point University	
84.336	I	335,303	Teacher Quality Partnership Grants			
84.379	D	67,576	Teacher Education Assistance for College and Higher Education Grants (TEACH Grants)			
84.425E	D	8,753,614	COVID-19 - Education Stabilization Fund - Higher Education Emergency Relief Fund (HEERF) Student Aid Portion			
84.425F	D	9,367,160	COVID-19 - Education Stabilization Fund - Higher Education Emergency Relief Fund (HEERF) Institutional Aid Portion			
84.425J	D	41,629,241	COVID-19 - Education Stabilization Fund - Higher Education Emergency Relief Fund (HEERF) Historically Black Colleges and Universities (HBCUs)			
93.113	I	38,109	Environmental Health	Subaward # 1-340-0215502-52722L	Research Triangle Institute (RTI International)	
93.243	D	62,285	Substance Abuse and Mental Health Services Projects of Regional and National Significance			
93.262	I	4,538	Occupational Safety and Health Program	Email dated 10/16/19	University of Kentucky	
93.273	D	129,129	Alcohol Research Programs			
93.279	I	573	Drug Abuse and Addiction Research Programs	Subaward No: 21-A0-S1-007258	New York University School of Medicine	
93.286	D	42,086	Discovery and Applied Research for Technological Innovations to Improve Human Health			
93.398	I	1,289	Cancer Research Manpower	Subaward No: WFUHS 114319	Wake Forest University Baptist Medical Center	
93.732	D	664,983	Mental and Behavioral Health Education and Training Grants			
93.837	I	6,765	Cardiovascular Diseases Research	Subaward No: 100-1091654-90560	SUNY Research Foundation	
93.837	I	106,967	Cardiovascular Diseases Research	Subaward No: 1GG013681-01	Columbia University	
93.837	I	1,171	Cardiovascular Diseases Research	Subaward No: WU-21-251	Washington University in Saint Louis	
93.838	D	336,364	Lung Diseases Research			
93.839	D	49,872	Blood Diseases and Resources Research			
93.847	I	29,177	Diabetes, Digestive, and Kidney Diseases Extramural Research	934-55811085045828-110000001	North Carolina Diabetes Research Center (NCDRC)	
93.847	I	84,291	Diabetes, Digestive, and Kidney Diseases Extramural Research	Subaward No. 56-120370-442531	Wake Forest University	
93.847	I	3,540	Diabetes, Digestive, and Kidney Diseases Extramural Research	Subaward No: 450-120370-442532	North Carolina Diabetes Research Center (NCDRC)	
93.847	I	19,052	Diabetes, Digestive, and Kidney Diseases Extramural Research	Subaward No: VUMC90816	Vanderbilt University Medical Center	
93.859	D	1,428,697	Biomedical Research and Research Training			
93.865	D	127,776	Child Health and Human Development Extramural Research			
93.866	I	6,361	Aging Research	Subaward No: L03030302-Sub02	Rush University Medical Center	
93.866	I	39,622	Aging Research	Subaward No: Overman 21-001	Elon University	
93.925	D	522,222	Scholarships for Health Professions Students from Disadvantaged Backgrounds			
93.982	D	464,894	Mental Health Disaster Assistance and Emergency Mental Health			
93.RD	I	4,106	U. S. Department of Health and Human Services	EMAIL DATED 4/17/17	Heitech Services, Inc.	G-280967
97.061	I	98,755	Centers for Homeland Security	Subaward No: ASUB00000365	Arizona State University	
97.RD	I	37,307	U. S. Department of Homeland Security	letter dated 1/14/2021	Oak Ridge Institute for Science and Education	G-270170
98.001	I	7,275	USAID Foreign Assistance for Programs Overseas	Subaward No: 100538-18021	University of Illinois at Urbana-Champaign	
		<u>225,277,023</u>	Total - North Carolina Agricultural & Technical State University			
<b>North Carolina Central University</b>						
10.310	D	137,982	Agriculture and Food Research Initiative (AFRI)			
10.855	D	41,735	Distance Learning and Telemedicine Loans and Grants			
11.619	I	21,560	Arrangements for Interdisciplinary Research Infrastructure	PC1.0-22	National Institute for Innovation in Manufacturing Biopharmaceuticals	
12.630	D	1,147,368	Basic, Applied, and Advanced Research in Science and Engineering			
12.630	I	18,666	Basic, Applied, and Advanced Research in Science and Engineering	W911SR-14-2-0001 RPP-1914	MSI Consortium	

**SCHEDULE OF EXPENDITURES OF FEDERAL AWARDS (BY STATE AGENCY)**

For the Fiscal Year Ended June 30, 2022

Federal ALN	Direct/ Indirect	Program Expenditures	ALN Program Title	Pass-Through Entity Number	Pass-Through Entity Name	Additional Award Information
45.024	D	27,562	Promotion of the Arts Grants to Organizations and Individuals			
45.313	D	53,857	Laura Bush 21st Century Librarian Program			
47.041	D	370,056	Engineering			
47.041	I	84,824	Engineering	1534779	Ethaphase	
47.049	D	1,010,322	Mathematical and Physical Sciences			
47.049	I	159,211	Mathematical and Physical Sciences	337 - 0024	Duke University	
47.050	D	73,353	Geosciences			
47.070	D	24,088	Computer and Information Science and Engineering			
47.074	D	119,560	Biological Sciences			
47.076	D	1,037,847	Education and Human Resources			
81.049	D	234,465	Office of Science Financial Assistance Program			
81.123	D	927,415	National Nuclear Security Administration (NNSA) Minority Serving Institutions (MSI) Program			
84.007	D	1,211,025	Federal Supplemental Educational Opportunity Grants			
84.031	D	7,788,729	Higher Education Institutional Aid			
84.033	D	513,348	Federal Work-Study Program			
84.042	D	711,116	TRIO Student Support Services			
84.063	D	19,343,549	Federal Pell Grant Program			
84.120	D	126,532	Minority Science and Engineering Improvement			
84.217	D	57,626	TRIO McNair Post-Baccalaureate Achievement			
84.268	D	69,288,276	Federal Direct Student Loans			
84.305	D	107,255	Education Research, Development and Dissemination			
84.325	D	372,507	Special Education - Personnel Development to Improve Services and Results for Children with Disabilities			
84.379	D	31,164	Teacher Education Assistance for College and Higher Education Grants			
84.425F	D	56,289,236	COVID-19 - Education Stabilization Fund - Higher Education Emergency Relief Fund (HEERF) Institutional Aid Portion			
93.172	I	13,577	Human Genome Research	3021142	Duke University	
93.242	D	35,152	Mental Health Research Grants			
93.242	I	26,371	Mental Health Research Grants	AWD-21-0115-S005	East Carolina University	
93.243	D	40,758	Substance Abuse and Mental Health Services Projects of Regional and National Significance			
93.262	I	4,465	Occupational Safety and Health Program	3200002145-20-170	University of Kentucky Research Foundation	
93.273	D	418,048	Alcohol Research Programs			
93.273	I	30,321	Alcohol Research Programs	A035509	Duke University	
93.307	D	2,695,334	Minority Health and Health Disparities Research			
93.310	D	1,345,337	Trans-NIH Research Support			
93.391	I	34,170	Activities to Support State, Tribal, Local and Territorial (STLT) Health Department Response to Public Health or Healthcare Crises	22-4604	University of South Carolina	
93.395	D	41,803	Cancer Treatment Research			
93.396	D	674,682	Cancer Biology Research			
93.397	D	430,930	Cancer Centers Support Grants			
93.397	I	27,687	Cancer Centers Support Grants	4412092	Duke University	
93.398	D	36,710	Cancer Research Manpower			
93.847	I	11,657	Diabetes, Digestive, and Kidney Diseases Extramural Research	1(GG011644-01)	Columbia University	
93.855	I	4,620	Allergy and Infectious Diseases Research	21-M11	Center for Aids Research	
93.855	I	69,688	Allergy and Infectious Diseases Research	530	University of Wisconsin	
93.859	D	1,007,722	Biomedical Research and Research Training			
93.865	I	2,982	Child Health and Human Development Extramural Research	3021715	Duke University	
93.866	D	54,766	Aging Research			
97.005	I	122,075	State and Local Homeland Security National Training Program	FY18-00075-S01-NCCU	The Center for Rural Development	
97.005	I	63,325	State and Local Homeland Security National Training Program	FY19-00048-S01-NCCU	The Center for Rural Development	
97.062	D	310,439	Scientific Leadership Awards			
97.077	I	5,404	Homeland Security Research, Development, Testing, Evaluation, and Demonstration of Technologies Related to Nuclear Threat Detection	3431024	Duke University	
		<u>168,838,257</u>	Total - North Carolina Central University			
<b>North Carolina State University</b>						
10.001	D	2,766,391	Agricultural Research Basic and Applied Research			
10.001	I	30,708	Agricultural Research Basic and Applied Research	58-8070-0-003	USDA Ars	
10.025	D	7,452,668	Plant and Animal Disease, Pest Control, and Animal Care			
10.025	I	144,797	Plant and Animal Disease, Pest Control, and Animal Care	1946/PO#25013312	Rutgers University	
10.025	I	2,133	Plant and Animal Disease, Pest Control, and Animal Care	1957/PO#25026025	Rutgers University	
10.025	I	(49,428)	Plant and Animal Disease, Pest Control, and Animal Care	AP19PPQS&T00C197	USDA Aphis	
10.025	I	123,524	Plant and Animal Disease, Pest Control, and Animal Care	AP19PPQS&T00C210	USDA Aphis	

**SCHEDULE OF EXPENDITURES OF FEDERAL AWARDS (BY STATE AGENCY)**

For the Fiscal Year Ended June 30, 2022

Federal ALN	Direct/ Indirect	Program Expenditures	ALN Program Title	Pass-Through Entity Number	Pass-Through Entity Name	Additional Award Information
10.025	I	5,596	Plant and Animal Disease, Pest Control, and Animal Care	C00076528-1	Curators Of Univ Of Missouri	
10.168	D	8,119	Farmers Market Promotion Program			
10.170	I	58,999	Specialty Crop Block Grant Program - Farm Bill	6059-NCSU-PDA-7029	Pennsylvania State University	
10.170	I	17,497	Specialty Crop Block Grant Program - Farm Bill	RC109247-NCSU	Michigan State University	
10.175	D	125,280	Farmers Market and Local Food Promotion Program			
10.176	I	32,548	Dairy Business Innovation Initiatives	9500098216	Univ Of Tennessee	
10.177	D	113,438	Regional Food System Partnerships			
10.200	D	5,296,844	Grants for Agricultural Research, Special Research Grants			
10.200	I	(278)	Grants for Agricultural Research, Special Research Grants	19-003	Univ Of Florida	
10.200	I	3,639	Grants for Agricultural Research, Special Research Grants	2000755016	Univ Of Florida	
10.200	I	15,185	Grants for Agricultural Research, Special Research Grants	2018-38500-28888	South Reg Aqua Ctr	
10.200	I	2,934	Grants for Agricultural Research, Special Research Grants	2100836767	Univ Of Florida	
10.200	I	18,441	Grants for Agricultural Research, Special Research Grants	322725321673.04.05.FR20-4	South Reg Aqua Ctr	
10.200	I	13,733	Grants for Agricultural Research, Special Research Grants	PO 2000754990	Univ Of Florida	
10.200	I	11,102	Grants for Agricultural Research, Special Research Grants	PO 2000807335	Univ Of Florida	
10.200	I	11,788	Grants for Agricultural Research, Special Research Grants	PO 2100819708	Univ Of Florida	
10.200	I	(212)	Grants for Agricultural Research, Special Research Grants	PO 2100821783	Univ Of Florida	
10.200	I	3,583	Grants for Agricultural Research, Special Research Grants	PO 2100821807	Univ Of Florida	
10.200	I	(1,163)	Grants for Agricultural Research, Special Research Grants	PO# 2000755012	Univ Of Florida	
10.200	I	1,462	Grants for Agricultural Research, Special Research Grants	PO# 2100863318	Univ Of Florida	
10.200	I	14	Grants for Agricultural Research, Special Research Grants	PO#1103533	Rutgers University	
10.200	I	6,746	Grants for Agricultural Research, Special Research Grants	PO#2000754404	Univ Of Florida	
10.200	I	3,397	Grants for Agricultural Research, Special Research Grants	PO#2000782924	Univ Of Florida	
10.200	I	26,757	Grants for Agricultural Research, Special Research Grants	UMS1238	Univ Of Maine	
10.200	I	55,159	Grants for Agricultural Research, Special Research Grants	UMS1317	Univ Of Maine	
10.202	D	1,063,262	Cooperative Forestry Research			
10.203	D	7,672,505	Payments to Agricultural Experiment Stations Under the Hatch Act			
10.207	D	151,535	Animal Health and Disease Research			
10.210	D	307,868	Higher Education – Graduate Fellowships Grant Program			
10.212	I	120,673	Small Business Innovation Research	2020-2830	Synshark LLC	
10.215	I	9,001	Sustainable Agriculture Research and Education	3532446	Duke University	
10.215	I	25,101	Sustainable Agriculture Research and Education	419235-19071	Virginia Polytechnic Institute and State University	
10.215	I	6,338	Sustainable Agriculture Research and Education	SUB00002014	Univ Of Georgia	
10.215	I	83,459	Sustainable Agriculture Research and Education	SUB00002015	Univ Of Georgia	
10.215	I	(14,097)	Sustainable Agriculture Research and Education	SUB00002032	Univ Of Georgia	
10.215	I	18,890	Sustainable Agriculture Research and Education	SUB00002040	Board Reg Univ System Georgia	
10.215	I	1,484	Sustainable Agriculture Research and Education	SUB00002104	Univ Of Georgia	
10.215	I	1,904	Sustainable Agriculture Research and Education	SUB00002111	Univ Of Georgia	
10.215	I	7	Sustainable Agriculture Research and Education	SUB00002113	Univ Of Georgia	
10.215	I	14,865	Sustainable Agriculture Research and Education	SUB00002345	Univ Of Georgia	
10.215	I	97,910	Sustainable Agriculture Research and Education	SUB00002348	Univ Of Georgia	
10.215	I	24,083	Sustainable Agriculture Research and Education	SUB00002396	Rafi USA	
10.215	I	4,409	Sustainable Agriculture Research and Education	SUB00002522	Univ Of Georgia	
10.215	I	11,677	Sustainable Agriculture Research and Education	SUB00002568	Univ Of Georgia	
10.216	I	489	1890 Institution Capacity Building Grants	KSU19-008	Kentucky State Univ	
10.217	D	87,732	Higher Education - Institution Challenge Grants Program			
10.217	I	8,052	Higher Education - Institution Challenge Grants Program	2022-4-53734	Cal Poly Corporation	
10.219	D	425,259	Biotechnology Risk Assessment Research			
10.219	I	10,990	Biotechnology Risk Assessment Research	82936-Z5153201	Univ Of Maryland, College Park	
10.219	I	(216)	Biotechnology Risk Assessment Research	9500073429	Univ Of Tennessee	
10.219	I	40,230	Biotechnology Risk Assessment Research	SUB00002838	Univ Of Florida	
10.220	D	26,646	Higher Education - Multicultural Scholars Grant Program			
10.225	I	9,174	Community Food Projects	2019-0315	Farmer Foodshare	
10.228	I	23,354	Alaska Native Serving and Native Hawaiian Serving Institutions Education Grants	UAF 19-0118	University Of Alaska Fairbanks	
10.229	I	67,466	Extension Collaborative on Immunization Teaching & Engagement	2021-2032	Extension Foundation	
10.229	I	24,152	Extension Collaborative on Immunization Teaching & Engagement	EXC1-2021-2053	Extension Foundation	
10.229	I	52,215	Extension Collaborative on Immunization Teaching & Engagement	EXC2-2021-2108	Extension Foundation	
10.230	I	44,949	Farm of the Future	9500098544	Univ Of Tennessee	
10.250	D	16,691	Agricultural and Rural Economic Research, Cooperative Agreements and Collaborations			
10.253	D	1,583	Consumer Data and Nutrition Research			
10.303	D	444,253	Integrated Programs			
10.303	I	41,328	Integrated Programs	A21-1561-S0001	Univ Of Cal - Davis	
10.303	I	3,333	Integrated Programs	RC108966NCSU	Michigan State University	



**SCHEDULE OF EXPENDITURES OF FEDERAL AWARDS (BY STATE AGENCY)**

For the Fiscal Year Ended June 30, 2022

Federal ALN	Direct/ Indirect	Program Expenditures	ALN Program Title	Pass-Through Entity Number	Pass-Through Entity Name	Additional Award Information
10.304	I	22,024	Homeland Security Agricultural	SUB00002900	Univ Of Florida	
10.304	I	7,304	Homeland Security Agricultural	UFDSP00011542 / P0019073	Univ Of Florida	
10.307	D	649,665	Organic Agriculture Research and Extension Initiative			
10.307	I	38,126	Organic Agriculture Research and Extension Initiative	137901-21047	Cornell University	
10.307	I	27,769	Organic Agriculture Research and Extension Initiative	2048-207-2012799	Clemson University	
10.307	I	1,758	Organic Agriculture Research and Extension Initiative	F0004577402020	Purdue University	
10.307	I	4,291	Organic Agriculture Research and Extension Initiative	SUB00001846	Univ Of Georgia	
10.309	D	5,363,378	Specialty Crop Research Initiative			
10.309	I	5,950	Specialty Crop Research Initiative	014600.327502.04	Mississippi State University	
10.309	I	19,264	Specialty Crop Research Initiative	06-M1703518	Texas A&M University	
10.309	I	211,107	Specialty Crop Research Initiative	2168-207-2023550	Clemson University	
10.309	I	5,183	Specialty Crop Research Initiative	332.77-21.2178	Tennessee State University	
10.309	I	22,239	Specialty Crop Research Initiative	79598-10780	Cornell University	
10.309	I	88,889	Specialty Crop Research Initiative	92884-20619	Cornell University	
10.309	I	85,436	Specialty Crop Research Initiative	A18-0425-S003-P0671355	Univ Of Cal - Santa Cruz	
10.309	I	10,642	Specialty Crop Research Initiative	C00075394-4	Curators Of Univ Of Missouri	
10.309	I	81,467	Specialty Crop Research Initiative	M2002886	Texas A&M University	
10.309	I	64,159	Specialty Crop Research Initiative	RC107752C	Michigan State University	
10.309	I	154,617	Specialty Crop Research Initiative	RC111377D	Michigan State University	
10.309	I	266,677	Specialty Crop Research Initiative	RC111414B	Michigan State University	
10.309	I	30,529	Specialty Crop Research Initiative	S000222-NIFA	Pennsylvania State University	
10.309	I	109,552	Specialty Crop Research Initiative	SUB00002011	Univ Of Florida	
10.309	I	100,583	Specialty Crop Research Initiative	SUB00002406	Univ Of Georgia	
10.309	I	86,677	Specialty Crop Research Initiative	SUBAWARD # M1900024	Texas A&M University	
10.310	D	9,729,640	Agriculture and Food Research Initiative (AFRI)			
10.310	I	3,593	Agriculture and Food Research Initiative (AFRI)	011100.327115.03	Mississippi State University	
10.310	I	12,625	Agriculture and Food Research Initiative (AFRI)	0467 PO# 864010	Rutgers University	
10.310	I	36,000	Agriculture and Food Research Initiative (AFRI)	10010542-NCSU	Bowling Green State University	
10.310	I	3,040	Agriculture and Food Research Initiative (AFRI)	10050723-01:PO U000257934	Univ Of Utah	
10.310	I	109,628	Agriculture and Food Research Initiative (AFRI)	17 009835 A 00	Univ Of Massachusetts	
10.310	I	66,219	Agriculture and Food Research Initiative (AFRI)	19-060NCSU/PO#MM000232113	West Virginia Univ. Research	
10.310	I	12,548	Agriculture and Food Research Initiative (AFRI)	2	American Assoc Of Swine Vets	
10.310	I	101,035	Agriculture and Food Research Initiative (AFRI)	2021-67013-34537-CC-001	Carroll College	
10.310	I	55,320	Agriculture and Food Research Initiative (AFRI)	21-4264	Univ Of South Carolina	
10.310	I	19,359	Agriculture and Food Research Initiative (AFRI)	21-AGECON-205232-NCSU	Auburn University	
10.310	I	4,324	Agriculture and Food Research Initiative (AFRI)	2297-207-2014552	Clemson University	
10.310	I	11,076	Agriculture and Food Research Initiative (AFRI)	3200001832-18-312	Univ Of Kentucky	
10.310	I	233,910	Agriculture and Food Research Initiative (AFRI)	410553	Univ Of Connecticut	
10.310	I	(92)	Agriculture and Food Research Initiative (AFRI)	422585-19071	Virginia Polytechnic Institute and State University	
10.310	I	82,512	Agriculture and Food Research Initiative (AFRI)	423551-19071	Virginia Polytechnic Institute and State University	
10.310	I	45,356	Agriculture and Food Research Initiative (AFRI)	480	Florida International University	
10.310	I	1,232	Agriculture and Food Research Initiative (AFRI)	5197-NCSU-USDA-3179	Pennsylvania State University	
10.310	I	99,824	Agriculture and Food Research Initiative (AFRI)	6101-NCSU-USDA-9251	Pennsylvania State University	
10.310	I	31,404	Agriculture and Food Research Initiative (AFRI)	91210-Z5214201	Univ Of Maryland, College Park	
10.310	I	32,763	Agriculture and Food Research Initiative (AFRI)	91660-Z5129202	Univ Of Maryland, College Park	
10.310	I	64,798	Agriculture and Food Research Initiative (AFRI)	929	Univ Of Wisconsin- Madison	
10.310	I	1,223	Agriculture and Food Research Initiative (AFRI)	9500077010	Univ Of Tennessee	
10.310	I	2,883	Agriculture and Food Research Initiative (AFRI)	9500092119	Univ Of Tennessee	
10.310	I	12,797	Agriculture and Food Research Initiative (AFRI)	95324-Z5248201	Univ Of Maryland, College Park	
10.310	I	13,507	Agriculture and Food Research Initiative (AFRI)	A19-0080-S001	Univ Of Cal - Davis	
10.310	I	24,903	Agriculture and Food Research Initiative (AFRI)	C0490A-A	Oregon State University	
10.310	I	28,408	Agriculture and Food Research Initiative (AFRI)	F0016875202004	Purdue University	
10.310	I	11,591	Agriculture and Food Research Initiative (AFRI)	H008051401	Univ Of Minnesota	
10.310	I	7,254	Agriculture and Food Research Initiative (AFRI)	RC104967NCSU	Michigan State University	
10.310	I	36,083	Agriculture and Food Research Initiative (AFRI)	RC111302B	Michigan State University	
10.310	I	1,535	Agriculture and Food Research Initiative (AFRI)	RC112047B	Michigan State University	
10.310	I	27,044	Agriculture and Food Research Initiative (AFRI)	S001433-USDA	Pennsylvania State University	
10.310	I	124,622	Agriculture and Food Research Initiative (AFRI)	UFDSP00011871 P0051625	Univ Of Florida	
10.311	D	203,562	Beginning Farmer and Rancher Development Program			
10.311	I	(436)	Beginning Farmer and Rancher Development Program	2017-1521	Orange County Part. For Youth	
10.311	I	10,614	Beginning Farmer and Rancher Development Program	549147-19071	Virginia Polytechnic Institute and State University	
10.318	D	1,500	Women and Minorities in Science, Technology, Engineering, and Mathematics Fields			
10.320	I	15,736	Sun Grant Program	3200004090-22-003	Univ Of Kentucky Research Found	
10.326	I	15,126	Capacity Building for Non-Land Grant Colleges of Agriculture (NLGCA)	21A539-01	Texas Tech University	

**SCHEDULE OF EXPENDITURES OF FEDERAL AWARDS (BY STATE AGENCY)**

For the Fiscal Year Ended June 30, 2022

Federal ALN	Direct/ Indirect	Program Expenditures	ALN Program Title	Pass-Through Entity Number	Pass-Through Entity Name	Additional Award Information
10.326	I	3,015	Capacity Building for Non-Land Grant Colleges of Agriculture (NLGCA)	21A553-01	Texas Tech University	
10.328	I	5,502	National Food Safety Training, Education, Extension, Outreach, and Technical Assistance Competitive Grants Program	139230-21172	Cornell University	
10.328	I	29,259	National Food Safety Training, Education, Extension, Outreach, and Technical Assistance Competitive Grants Program	2-312-0217696-66304L	RTI International	
10.328	I	104,597	National Food Safety Training, Education, Extension, Outreach, and Technical Assistance Competitive Grants Program	2019-3217	Carolina Farm Stewardship Assoc	
10.328	I	3,050	National Food Safety Training, Education, Extension, Outreach, and Technical Assistance Competitive Grants Program	22-016522 A 00	Univ Of Massachusetts	
10.328	I	(1,430)	National Food Safety Training, Education, Extension, Outreach, and Technical Assistance Competitive Grants Program	9500061989	Univ Of Tennessee	
10.328	I	18,089	National Food Safety Training, Education, Extension, Outreach, and Technical Assistance Competitive Grants Program	UFDSP00012322	Univ Of Florida	
10.328	I	1,437	National Food Safety Training, Education, Extension, Outreach, and Technical Assistance Competitive Grants Program	UFDSP00012350 P0099377	Univ Of Florida	
10.329	D	2,163,743	Crop Protection and Pest Management Competitive Grants Program			
10.329	I	19,012	Crop Protection and Pest Management Competitive Grants Program	2020-2156	Southern Region Ipm Center	
10.329	I	18,631	Crop Protection and Pest Management Competitive Grants Program	2021-1645	Southern Region Ipm Center	
10.329	I	26,985	Crop Protection and Pest Management Competitive Grants Program	2021-1802	Southern Region Ipm Center	
10.329	I	8,467	Crop Protection and Pest Management Competitive Grants Program	2021-1832	Southern Region Ipm Center	
10.329	I	1,706	Crop Protection and Pest Management Competitive Grants Program	2022-2211	Southern Region Ipm Center	
10.329	I	826	Crop Protection and Pest Management Competitive Grants Program	423616-19071	Virginia Polytechnic Institute and State University	
10.329	I	2,369	Crop Protection and Pest Management Competitive Grants Program	M2102879	Texas A&M University	
10.336	D	33,697	Veterinary Services Grant Program			
10.500	D	17,089,269	Cooperative Extension Service			
10.500	I	1,542	Cooperative Extension Service	14623	Univ Of Arkansas	
10.500	I	10,000	Cooperative Extension Service	2019-41595-30123	Extension Foundation	
10.500	I	288,063	Cooperative Extension Service	3-580840.02	Oklahoma State Univ.	
10.500	I	55,075	Cooperative Extension Service	5969-NCSU-UM-3501	Pennsylvania State University	
10.500	I	62,517	Cooperative Extension Service	A00-0983-S081	Kansas State University	
10.500	I	94,233	Cooperative Extension Service	A22-0256-S001	Kansas State University	
10.500	I	60,109	Cooperative Extension Service	A22-0394-S024	Kansas State University	
10.500	I	11,696	Cooperative Extension Service	C00067296-4	Curators Of Univ Of Missouri	
10.500	I	1,371	Cooperative Extension Service	PO NO. 2000755010	Univ Of Florida	
10.500	I	14,826	Cooperative Extension Service	S19082.01	Kansas State University	
10.500	I	16,973	Cooperative Extension Service	SUB00002545	Univ Of Florida	
10.519	D	431,460	Equipment Grants Program (EGP)			
10.527	D	9,737	New Beginnings for Tribal Students			
10.604	D	181,164	Technical Assistance for Specialty Crops Program			
10.652	D	84,286	Forestry Research			
10.674	D	148,354	Wood Utilization Assistance			
10.675	D	77,725	Urban and Community Forestry Program			
10.680	D	46,520	Forest Health Protection			
10.680	I	4,289	Forest Health Protection	SUB00002605	Univ Of Georgia	
10.684	D	3,781	International Forestry Programs			
10.699	D	212,102	Partnership Agreements			
10.707	D	48,757	Research Joint Venture and Cost Reimbursable Agreements			
10.777	D	86,037	Norman E. Borlaug International Agricultural Science and Technology Fellowship			
10.902	D	831,513	Soil and Water Conservation			
10.902	I	55,912	Soil and Water Conservation	0008804/010821	Univ Of Rhode Island	
10.902	I	49,941	Soil and Water Conservation	21-0657	National Black Farmers Assoc.	
10.902	I	52,869	Soil and Water Conservation	549158-19071	Virginia Polytechnic Institute and State University	
10.903	D	71,951	Soil Survey			
10.912	D	294,636	Environmental Quality Incentives Program			
10.912	I	2,938	Environmental Quality Incentives Program	2287-207-2024535	Clemson University	
10.912	I	31,255	Environmental Quality Incentives Program	RC112449 - NCSU	Michigan State University	
10.912	I	66,284	Environmental Quality Incentives Program	WLFW 2019-03	Pheasants Forever	
10.960	D	306,595	Technical Agricultural Assistance			
10.RD	D	10,500	U. S. Department of Agriculture			12405B21P0490
10.RD	D	6,925	U. S. Department of Agriculture			17-JV-11242315-134
10.RD	D	8,135	U. S. Department of Agriculture			19-CS-11083150-250
10.RD	D	18,457	U. S. Department of Agriculture			19-JV-11242306-117
10.RD	D	362	U. S. Department of Agriculture			19-JV-11242314-113
10.RD	D	823	U. S. Department of Agriculture			19-PA-11081100-185
10.RD	D	31,085	U. S. Department of Agriculture			20-JV-11330160-090

**SCHEDULE OF EXPENDITURES OF FEDERAL AWARDS (BY STATE AGENCY)**

For the Fiscal Year Ended June 30, 2022

Federal ALN	Direct/ Indirect	Program Expenditures	ALN Program Title	Pass-Through Entity Number	Pass-Through Entity Name	Additional Award Information
10.RD	D	46,737	U. S. Department of Agriculture			20-JV-11330170-006
10.RD	D	305,287	U. S. Department of Agriculture			21-CS-11330180-034
10.RD	D	32,894	U. S. Department of Agriculture			21-JV-11272131-035
10.RD	D	1,452	U. S. Department of Agriculture			21-JV-11330180-052
10.RD	I	135,672	U. S. Department of Agriculture	1-312-0215472-52847L	RTI International	1-312-0215472-52847
10.RD	I	14,599	U. S. Department of Agriculture	18-04-NCSU	Christmas Tree Promotion Board	18-04-NCSU
10.RD	I	15	U. S. Department of Agriculture	203768-783	Utah State University	203768-783
10.RD	I	8,350	U. S. Department of Agriculture	21-86	Potatoes USA	21-86
10.RD	I	47,593	U. S. Department of Agriculture	22-86	Potatoes USA	22-86
10.RD	I	129,206	U. S. Department of Agriculture	511558	Foundation for Food and Agricultural Research	2022-2667
10.RD	I	240,476	U. S. Department of Agriculture	CA18-SS-0000000002;534667	Foundation for Food and Agricultural Research	CA18-SS-0000000002;534667
10.RD	I	8,390	U. S. Department of Agriculture	E17-99	U.S. Endow For Forest & Comm.	E17-99
10.RD	I	4,227	U. S. Department of Agriculture	NEXGEN-HEMP-0000000016	Foundation for Food and Agricultural Research	2022-0898
10.RD	I	3,954	U. S. Department of Agriculture	NEXTGEN-HEMP-0000000003	Foundation for Food and Agricultural Research	NEXTGEN-HEMP-0000000003
10.U03	I	7,848	U. S. Department of Agriculture	M21GXMAP22-03	American Seed Trade Assoc	M21GXMAP22-03
10.U04	I	15,957	U. S. Department of Agriculture	2021-2987	Global Agri Development Corp	20-21-2987
10.U05	D	2,209	U. S. Department of Agriculture			2022-1310
10.U06	I	8,920	U. S. Department of Agriculture	2019-0897	Vebcog	2019-0897
11.012	I	2,689	Integrated Ocean Observing System (IOOS)	22-4626 PO 2000060713	Univ Of South Carolina	
11.012	I	18,239	Integrated Ocean Observing System (IOOS)	IOOS.16(028)NCSU.NN.MINI	SECOORA Program	
11.012	I	7,296	Integrated Ocean Observing System (IOOS)	IOOS.16(028)NCSU.RH.GLD.1	SECOORA Program	
11.012	I	77,460	Integrated Ocean Observing System (IOOS)	IOOS.16(028)NCSU.RH.MOD.1	SECOORA Program	
11.012	I	10,244	Integrated Ocean Observing System (IOOS)	IOOS.21(097)NCSU.RH.MOD.1	SECOORA Program	
11.417	D	724,761	Sea Grant Support			
11.417	I	(5,435)	Sea Grant Support	0009046/021521/ PO#174738	Univ Of Rhode Island	
11.417	I	30,352	Sea Grant Support	015901.340594.02	Mississippi State University	
11.417	I	15,909	Sea Grant Support	21-03-028	Univ Of Mississippi	
11.417	I	3,683	Sea Grant Support	21-03-028	University Of Mississippi	
11.417	I	2,294	Sea Grant Support	SUB00002505	Univ Of Florida	
11.417	I	11,642	Sea Grant Support	SUB00002687	Univ Of Georgia	
11.417	I	84,605	Sea Grant Support	SUB00002693	Univ Of Florida	
11.417	I	5,085	Sea Grant Support	USM-8006110-01	Univ Of Southern Mississippi	
11.417	I	21,137	Sea Grant Support	USM-8006110-02	Univ Of Southern Mississippi	
11.427	D	18,757	Fisheries Development and Utilization Research and Development Grants and Cooperative Agreements Program			
11.427	I	2,737	Fisheries Development and Utilization Research and Development Grants and Cooperative Agreements Program	91618-Z7588203	Univ Of Maryland Eastern Shore	
11.431	D	328,610	Climate and Atmospheric Research			
11.431	I	17,464	Climate and Atmospheric Research	35-5420-2005-001	Univ Of Nebraska Medical Ctr	
11.431	I	7,876	Climate and Atmospheric Research	35-5420-2005-002	Univ Of Nebraska Medical Ctr	
11.432	I	6,951,292	National Oceanic and Atmospheric Administration (NOAA) Cooperative Institutes	80843-Z7553201	Univ Of Maryland, College Park	
11.433	D	55,850	Marine Fisheries Initiative			
11.451	I	21,927	Gulf Coast Ecosystem Restoration Science, Observation, Monitoring, and Technology	A19-0206-S004-A02	Univ Of South Alabama	
11.454	D	92,862	Unallied Management Projects			
11.459	D	79,486	Weather and Air Quality Research			
11.468	D	128,805	Applied Meteorological Research			
11.468	I	100,896	Applied Meteorological Research	S2020-140	Synoptic Data	
11.468	I	36,456	Applied Meteorological Research	TASK ORDER#2018-2960	Synoptic Data	
11.472	I	14,357	Unallied Science Program	SA07432184 PO97462	University Of Maryland - Ces	
11.474	I	31,401	Atlantic Coastal Fisheries Cooperative Management Act	18-501	Asmfc	
11.478	D	110,657	Center for Sponsored Coastal Ocean Research Coastal Ocean Program			
11.609	D	409,801	Measurement and Engineering Research and Standards			
11.611	D	3,879,898	Manufacturing Extension Partnership			
11.611	I	(197)	Manufacturing Extension Partnership	70NANB20H151	A.L.Philpott Manufacturing	
11.619	D	95,454	Arrangements for Interdisciplinary Research Infrastructure			
11.619	I	45,579	Arrangements for Interdisciplinary Research Infrastructure	57953	NIIMBL - University Of Delaware	
11.619	I	(772)	Arrangements for Interdisciplinary Research Infrastructure	57954	NIIMBL - University Of Delaware	
11.619	I	(2,508)	Arrangements for Interdisciplinary Research Infrastructure	PC1.0-037	NIIMBL - University Of Delaware	
11.619	I	1,652	Arrangements for Interdisciplinary Research Infrastructure	PC2.2-099	NIIMBL - University Of Delaware	
11.619	I	(620)	Arrangements for Interdisciplinary Research Infrastructure	PC2.2-106	NIIMBL - University Of Delaware	
11.619	I	23,073	Arrangements for Interdisciplinary Research Infrastructure	PC2.2-120	NIIMBL - University Of Delaware	
11.619	I	42,449	Arrangements for Interdisciplinary Research Infrastructure	PO# UDR0000028 PC4.1-116	NIIMBL - University Of Delaware	
11.619	I	770,598	Arrangements for Interdisciplinary Research Infrastructure	SUBAWARD # 45781	NIIMBL - University Of Delaware	
11.619	I	307,040	Arrangements for Interdisciplinary Research Infrastructure	UDR0000035 ARP-6	NIIMBL - University Of Delaware	

**SCHEDULE OF EXPENDITURES OF FEDERAL AWARDS (BY STATE AGENCY)**

For the Fiscal Year Ended June 30, 2022

Federal ALN	Direct/ Indirect	Program Expenditures	ALN Program Title	Pass-Through Entity Number	Pass-Through Entity Name	Additional Award Information
11.619	I	360,046	Arrangements for Interdisciplinary Research Infrastructure	UDR0000047 PC5.1-001	NIIMBL - University Of Delaware	
11.619	I	772,324	Arrangements for Interdisciplinary Research Infrastructure	UDR0000084 NMBL 1008	NIIMBL - University Of Delaware	
11.RD	D	56,927	U. S. Department of Commerce			1305M219PNFFM0201
12.300	D	3,311,236	Basic and Applied Scientific Research			
12.300	I	30,866	Basic and Applied Scientific Research	03841-NCSU	University Of Akron	
12.300	I	33,485	Basic and Applied Scientific Research	04449-NCSU	University Of Akron	
12.300	I	211,471	Basic and Applied Scientific Research	130417-5114575	Harvard University	
12.300	I	161,311	Basic and Applied Scientific Research	1559313 PO#1001384986	Univ Of Colorado - Boulder	
12.300	I	90,819	Basic and Applied Scientific Research	21-ME-203221-NCSU	Auburn University	
12.300	I	53,500	Basic and Applied Scientific Research	313-1091	Duke University	
12.300	I	66,411	Basic and Applied Scientific Research	ASUB00000772	Arizona State University	
12.300	I	33,712	Basic and Applied Scientific Research	W9126G-17-2-0025	Cooperative Ecosystem Studies	
12.300	I	62,158	Basic and Applied Scientific Research	X20-801009-NCSU	Nat'L Inst. Of Aerospace	
12.330	D	122,407	Science, Technology, Engineering & Mathematics (STEM) Education, Outreach and Workforce Program			
12.330	I	19,920	Science, Technology, Engineering & Mathematics (STEM) Education, Outreach and Workforce Program	UDR0000018	NIIMBL - University Of Delaware	
12.351	D	12,618	Scientific Research - Combating Weapons of Mass Destruction			
12.351	I	(6,673)	Scientific Research - Combating Weapons of Mass Destruction	UNIV59846	Vanderbilt University	
12.351	I	64,091	Scientific Research - Combating Weapons of Mass Destruction	X0214A-B	Oregon State University	
12.355	D	636,628	Pest Management and Vector Control Research			
12.357	I	16,292	ROTC Language and Culture Training Grants	PGO1801-NCSU-12	Institute of International Education, Inc	
12.357	I	327,358	ROTC Language and Culture Training Grants	PGO1801-NCSU-12-PGO-051-P	Institute of International Education, Inc	
12.420	D	416,514	Military Medical Research and Development			
12.420	I	8,760	Military Medical Research and Development	2016-2475-03	Tufts University	
12.431	D	2,447,606	Basic Scientific Research			
12.431	I	79,427	Basic Scientific Research	0160 G UA560	Univ Of California-Los Angeles	
12.431	I	102,966	Basic Scientific Research	2004717319	Johns Hopkins University	
12.431	I	98,826	Basic Scientific Research	2019-3029	Aded LLC	
12.431	I	93,309	Basic Scientific Research	277-33092-10000115190	Wake Forest University	
12.431	I	18,913	Basic Scientific Research	450760-19071	Virginia Polytechnic Institute and State University	
12.431	I	100,396	Basic Scientific Research	92689116 /SCON-00001540	Univ Of Southern Cal	
12.431	I	167,203	Basic Scientific Research	ADDENDUM NO. 1	Univ Of South Florida	
12.560	I	4,581	DOD, NDEP, DOTC-STEM Education Outreach Implementation	NP012	Ncase	
12.560	I	4,783	DOD, NDEP, DOTC-STEM Education Outreach Implementation	NP012A	Ncase	
12.600	D	377,838	Community Investment			
12.617	D	42,688	Economic Adjustment Assistance for State Governments			
12.630	D	41,590	Basic, Applied, and Advanced Research in Science and Engineering			
12.630	I	264,401	Basic, Applied, and Advanced Research in Science and Engineering	744993	Battelle Memorial Institute	
12.630	I	(194)	Basic, Applied, and Advanced Research in Science and Engineering	PO# US001-0000-744993	Battelle Memorial Institute	
12.630	I	50,392	Basic, Applied, and Advanced Research in Science and Engineering	SUB00002223	Univ Of Georgia	
12.630	I	29,453	Basic, Applied, and Advanced Research in Science and Engineering	SUB00002922	Univ Of Florida	
12.630	I	31,146	Basic, Applied, and Advanced Research in Science and Engineering	T0018	Armi	
12.632	I	27,184	Legacy Resource Management Program	E18-91	U. S. Endow For Forest & Comm.	
12.800	D	2,118,758	Air Force Defense Research Sciences Program			
12.800	I	(80)	Air Force Defense Research Sciences Program	085341-16309	Univ Of Illinois- Urbana	
12.800	I	71,420	Air Force Defense Research Sciences Program	6122-NCSU-AFOSR-0295	Pennsylvania State University	
12.800	I	118,948	Air Force Defense Research Sciences Program	879	Affoa	
12.800	I	258,270	Air Force Defense Research Sciences Program	AWD100348 (SUB00000078)	Univ Of Chicago	
12.800	I	10,468	Air Force Defense Research Sciences Program	C-5067/FAM01-0000204611	FAMU - FSU	
12.800	I	14,422	Air Force Defense Research Sciences Program	EPCA01-01-0087	Biomade	
12.800	I	38,506	Air Force Defense Research Sciences Program	NB 18-21-31	Nbmc / Semi	
12.800	I	4,696	Air Force Defense Research Sciences Program	NB18-20-21	Nbmc / Semi	
12.800	I	(1,110)	Air Force Defense Research Sciences Program	X19-901038-NCSU	Nat'L Inst. Of Aerospace	
12.901	D	234,728	Mathematical Sciences Grants			
12.902	D	771,149	Information Security Grants			
12.905	D	126,689	CyberSecurity Core Curriculum			
12.910	D	1,699,954	Research and Technology Development			
12.910	I	192,016	Research and Technology Development	16226149	Univ Of Central Florida	
12.910	I	(445)	Research and Technology Development	60066428	Ohio State University	
12.910	I	(1,127)	Research and Technology Development	60066428 PO# RF01539663	Ohio State University	
12.910	I	216,537	Research and Technology Development	60075277 (PO# RF01599338)	Ohio State University	
12.910	I	170,153	Research and Technology Development	ASUB00000246	Arizona State University	
12.910	I	59,721	Research and Technology Development	D20T-24-0327	Brimrose Technology Corp	

## SCHEDULE OF EXPENDITURES OF FEDERAL AWARDS (BY STATE AGENCY)

For the Fiscal Year Ended June 30, 2022

Federal ALN	Direct/ Indirect	Program Expenditures	ALN Program Title	Pass-Through Entity Number	Pass-Through Entity Name	Additional Award Information
12.910	I	40,559	Research and Technology Development	GG12339.169274	Univ Of Virginia	
12.910	I	1,481	Research and Technology Development	SCON-00003179	Univ Of Southern Cal	
12.RD	D	196,858	U. S. Department of Defense			2021-20111000006
12.RD	D	3,794	U. S. Department of Defense			2021-2360N3943021P2201
12.RD	D	21,564	U. S. Department of Defense			FA864922P0559
12.RD	D	144,539	U. S. Department of Defense			FUND: A97EJ PO 5077174031
12.RD	D	802,449	U. S. Department of Defense			H98230-19-D-0012
12.RD	D	512,812	U. S. Department of Defense			H98230-19-D-0012/0003
12.RD	D	5,609,115	U. S. Department of Defense			H98230-19-D-0012/DO-0002
12.RD	D	130,383	U. S. Department of Defense			IPA2020-1917
12.RD	D	36,688	U. S. Department of Defense			IPA2020-2931
12.RD	D	9,424	U. S. Department of Defense			W81XWH-17-C-0054
12.RD	D	(130)	U. S. Department of Defense			W911QY-21-9-0007
12.RD	D	183,307	U. S. Department of Defense			W911QY2120001
12.RD	D	73,204	U. S. Department of Defense			W911QY21P0065
12.RD	D	198,345	U. S. Department of Defense			W912HQ21C0044
12.RD	D	123,466	U. S. Department of Defense			W912HQ21P0005
12.RD	D	141,010	U. S. Department of Defense			W912HZ-17-2-0010
12.RD	D	105,013	U. S. Department of Defense			W912HZ2020001
12.RD	I	3,835	U. S. Department of Defense	121-01	Sys Mat'L Res Corp, Smrc	SP4701-18-C-0070 121-01
12.RD	I	(112)	U. S. Department of Defense	15-0459	Brigham Young University	W900KK-15-C-0028
12.RD	I	38,917	U. S. Department of Defense	16246083-05	Univ Of Central Florida	P425F201750-20A
12.RD	I	(863)	U. S. Department of Defense	165852-18F5828-19-18-C1	Arctos Tech Solutions, LLC	FA8650-16-D-5852
12.RD	I	132,237	U. S. Department of Defense	167-20210819	Cardinal Engineering	167-20210819
12.RD	I	145,517	U. S. Department of Defense	1904	Storagenergy Tech, Inc.	W911NF-19-C-0074
12.RD	I	(45)	U. S. Department of Defense	1905	Storagenergy Tech, Inc.	W911NF-18-C-0086
12.RD	I	(2,828)	U. S. Department of Defense	20-004 FA8649-20-P-0343	Corvid Technologies	AF19B-T012
12.RD	I	(14,997)	U. S. Department of Defense	2017-1403	Nla Diagnostics, LLC	2017-1403
12.RD	I	15,746	U. S. Department of Defense	2017-2205	Radiabeam Technologies, LLC	N68335-18-C-0103
12.RD	I	1,375	U. S. Department of Defense	2017-SC003	Coherent Technical Serv, Inc.	N68335-16-C-0264
12.RD	I	37,320	U. S. Department of Defense	2019-TSSA-0002	Mide Technology Corp	W91CRB19C0020
12.RD	I	91	U. S. Department of Defense	2020-0358	Nirsense LLC	W15QKN1991018
12.RD	I	15,644	U. S. Department of Defense	2020-1180	Adroit Materials, Inc.	W911NF20C0020
12.RD	I	3,246	U. S. Department of Defense	2020-1236	Haley & Aldrich, Inc.	W912HQ18C0081
12.RD	I	1,596	U. S. Department of Defense	2020-2016	Ampac, LLC	2020-2016 N6833518C0180
12.RD	I	(3,321)	U. S. Department of Defense	2020-2232	Nahsai, LLC	2020-2232 FA864920P0600
12.RD	I	28,393	U. S. Department of Defense	2020-2822	Nahsai, LLC	FA864920P1003
12.RD	I	40,411	U. S. Department of Defense	2021-0545	Archaius LLC	FX20D-TC501-0052
12.RD	I	118,886	U. S. Department of Defense	2021-0576	Adroit Materials, Inc.	H98230-19-D-0012/DO-0002
12.RD	I	4,538	U. S. Department of Defense	2021-1088	Eccalon, LLC	47QTCA18D00DK
12.RD	I	3,820	U. S. Department of Defense	2021-1267	Luna Innovations, Inc	W911QY-21-P-0077
12.RD	I	72,115	U. S. Department of Defense	2021-1739	Dermisense	FA8650-18-2-5402
12.RD	I	75,748	U. S. Department of Defense	2021-2132	Bear Fiber	M678542IC6612
12.RD	I	49,737	U. S. Department of Defense	2021-2134	Ida Fiber Studio	M67854-21-C-6621
12.RD	I	15,212	U. S. Department of Defense	2021-2216	Diamond Age Tech.	FA864921P1389
12.RD	I	2,051	U. S. Department of Defense	2021-2359	Espira, Inc	W911QY20C0061
12.RD	I	49,690	U. S. Department of Defense	2021-3243	Numat Technologies, Inc	HDTRAI-20-C-0023
12.RD	I	88,323	U. S. Department of Defense	2021-3265	Next Defense Solutions	W52P1J-21-9-3001
12.RD	I	185,333	U. S. Department of Defense	2021-ARL-TRACA-PP-NCSU-00	Civil-Military Innovation Inst	W911NF2120078
12.RD	I	27,910	U. S. Department of Defense	2022-0387	Dynovis, Inc.	N00421-21-9-0019
12.RD	I	3,804	U. S. Department of Defense	2022-0601	Archaius LLC	2022-0601
12.RD	I	3,675	U. S. Department of Defense	2022-1028	Secmation	W56HZV-22-C-0022
12.RD	I	15,476	U. S. Department of Defense	2022-1389	Voxel Innovations, Inc.	FA864922P0559
12.RD	I	104,801	U. S. Department of Defense	2037-1909	Sa Photonics	2019-0260 2037-1909 W911SR-19-C-0027
12.RD	I	22,823	U. S. Department of Defense	21-1035	Nirsense LLC	FA864921P0575
12.RD	I	9,407	U. S. Department of Defense	22-00929	Wichita State Univ	FA8650-19-C-5212
12.RD	I	29,592	U. S. Department of Defense	2469-1	Intelligent Automation, Inc.	FA8651-19-C-0122
12.RD	I	61,162	U. S. Department of Defense	2575-1	Intelligent Automation, Inc.	2575-1
12.RD	I	180,918	U. S. Department of Defense	2618-2	Intelligent Automation, Inc.	2021-21040700003
12.RD	I	50,233	U. S. Department of Defense	2623-1	Intelligent Automation, Inc.	FA9550-21-P-0002
12.RD	I	1,785	U. S. Department of Defense	3577.01NCSU	Luna Innovations, Inc	W912HQ-19-P-0014
12.RD	I	(1,253)	U. S. Department of Defense	3953-1	Mantric Technologies, LLC	W911NF-20-P-0039
12.RD	I	5,547	U. S. Department of Defense	41769	Advanced Cooling Technologies	W911QY21P0012
12.RD	I	184,746	U. S. Department of Defense	4342-FPN-1	Mantric Technologies, LLC	W911NF21C0013

**SCHEDULE OF EXPENDITURES OF FEDERAL AWARDS (BY STATE AGENCY)**

For the Fiscal Year Ended June 30, 2022

Federal ALN	Direct/ Indirect	Program Expenditures	ALN Program Title	Pass-Through Entity Number	Pass-Through Entity Name	Additional Award Information
12.RD	I	69,881	U. S. Department of Defense	4600006792	Aerospace Corporation	2020-1046
12.RD	I	65,243	U. S. Department of Defense	5019	Water Research Foundation	W912HQ-18-C-0048
12.RD	I	114,575	U. S. Department of Defense	5100009186-1	Bwx Technologies	2021-3158
12.RD	I	(96)	U. S. Department of Defense	58-3020-8-11	All Things Bugs, LLC	58-3020-8-11
12.RD	I	381,126	U. S. Department of Defense	61670	Vanderbilt University	W912HQ20C0040
12.RD	I	2,397	U. S. Department of Defense	7000527354	Mit Lincoln Laboratory	7000527354
12.RD	I	5,778	U. S. Department of Defense	A101479	Woods Hole Oceanographic Inst.	2019-2250 A101479 N3943019C2173
12.RD	I	94,300	U. S. Department of Defense	DSC3130-02	Macaulay-Brown, Inc.	2017-2205 N68335-18-C-0103
12.RD	I	14,016	U. S. Department of Defense	EXHIBIT 1C SOW 3	Affoa	W15QKN-16-3-0001
12.RD	I	7,017	U. S. Department of Defense	GS.1102.013.NCSU.19.01	Tda Research, Inc.	N68936-20-C-0003
12.RD	I	97,975	U. S. Department of Defense	GS.1102.018.NCSU.21.01	Tda Research, Inc.	N68936-21-C-0024
12.RD	I	64,407	U. S. Department of Defense	GS.1201.008.NCSU.21.02	Tda Research, Inc.	M67854-21-C-6619
12.RD	I	7,048	U. S. Department of Defense	H98230-19-D-0012/DO-0002	Southern Cal	H98230-19-D-0012/DO-0002
12.RD	I	35,527	U. S. Department of Defense	H98230-19-D-0012/DO-0002	Univ Of Florida	H98230-19-D-0012/DO-0002
12.RD	I	30,000	U. S. Department of Defense	HQ072721P0023	Nomis Power Group LLC	HQ072721P0023
12.RD	I	(4,189)	U. S. Department of Defense	K002216-00-S01	Kitware, Inc.	K002216-00-S01
12.RD	I	178,480	U. S. Department of Defense	KR2021S4P1_NCSU	Kairos Research LLC	2021-21040900002
12.RD	I	80,387	U. S. Department of Defense	MARINE1	Technology Holding, LLC	M6785421C6618
12.RD	I	55,374	U. S. Department of Defense	N68335-21-C-0785_NCSU	Hepburn And Sons, LLC	N68335-21-C-0785_NCSU
12.RD	I	15,917	U. S. Department of Defense	N6833520C0837	Perceptronics Solutions	N6833520C0837
12.RD	I	23,808	U. S. Department of Defense	NR-K164	Florida Atlantic University	N4175619C3083
12.RD	I	276,420	U. S. Department of Defense	P02735	Iris Technology	P02735
12.RD	I	41,593	U. S. Department of Defense	PO 5100009048-0	Bwx Technologies	2020-2581
12.RD	I	371,185	U. S. Department of Defense	PO00150493 / 4T126	Teledyne Scientific & Imaging	N6523619C8013
12.RD	I	40	U. S. Department of Defense	PO20-01096	Applied Research Assoc. (Ara)	W911NF-17-D-0006
12.RD	I	123,911	U. S. Department of Defense	S-004528-01-NCSU	Applied Research Assoc. (Ara)	2020-2432
12.RD	I	141,965	U. S. Department of Defense	SCN09652	Martin Defense Group, LLC	HR0011-20-C-0053
12.RD	I	36,176	U. S. Department of Defense	SOW 1 (EXHIBIT 1A)	Affoa	W15QKN-16-3-0001
12.RD	I	63,541	U. S. Department of Defense	SOW 2 (EXHIBIT 1B)	Affoa	W15QKN-16-3-0001
12.RD	I	12,147	U. S. Department of Defense	STTR2021-002-NC STATE	Crown Consulting	FA864921P0130
12.RD	I	39,528	U. S. Department of Defense	SUBAWARD FOR N6833521C035	Polypv, LLC	N6833521C0350
12.RD	I	62,680	U. S. Department of Defense	TS21-00-2402-001	Taitech, Inc	FA8650-21-F-2402
12.RD	I	37,609	U. S. Department of Defense	US001-0000765800	Battelle Memorial Institute	2019-0617 POUS001-0000765800
12.RD	I	125,813	U. S. Department of Defense	VADUM-20-BEAGLE2S	Vadum, Inc.	W911NF-19-C-0090
12.RD	I	2,572	U. S. Department of Defense	VADUM-20-SCOUTER	Vadum, Inc.	W911NF-20-C-0052
12.RD	I	236,365	U. S. Department of Defense	VADUM-21-MOCKINGBIRD_2	Vadum, Inc.	2020-3163W911NF21P0024
12.RD	I	26,026	U. S. Department of Defense	W15QKN-16-3-0001	Affoa	2020-33522-32269
12.RD	I	150,378	U. S. Department of Defense	W912CG20C0008	Adroit Materials, Inc.	W15QKN-16-3-0001
12.RD	I	26,156	U. S. Department of Defense	Z119NCSU	Zymeron	2020-1237 W912CG20C0008
12.U05	I	8,167	U. S. Department of Defense	W911NF-17-D-006	Applied Research Assoc. (Ara)	HR001121C0153
12.U06	D	98	U. S. Department of Defense			W911NF-17-D-006
12.U07	I	12,324	U. S. Department of Defense	209479	Mriglobal	2022-2121
12.U08	I	60,085	U. S. Department of Defense	882	Affoa	FA807514D0006
12.U09	I	42,795	U. S. Department of Defense	207530	Mriglobal	FA8650-20-2-5506
14.906	D	215,509	Healthy Homes Technical Studies Grants			FA807518D0017
15.232	D	59,248	Joint Fire Science Program			
15.423	D	37,565	Bureau of Ocean Energy Management (BOEM) Environmental Studies (ES)			
15.608	I	(1,635)	Fish and Wildlife Management Assistance	SUB00002047	Univ Of Florida	
15.611	I	19,567	Wildlife Restoration and Basic Hunter Education	2016-000092	Puerto Rico DENR	
15.628	D	3,720	Multistate Conservation Grant			
15.628	I	6,670	Multistate Conservation Grant	F22AP00937-00	Georgia Wildlife Federation	
15.650	D	221	Research Grants (Generic)			
15.654	D	17,032	National Wildlife Refuge System Enhancements			
15.663	I	141,864	NFWF-USFWS Conservation Partnership	8020.16.054141	Nat'L Fish & Wildlife Found.	
15.678	D	141,662	Cooperative Ecosystem Studies Units			
15.805	D	26,485	Assistance to State Water Resources Research Institutes			
15.807	D	52,624	Earthquake Hazards Program Assistance			
15.807	I	(16,350)	Earthquake Hazards Program Assistance	118063058	Univ Of Southern Cal	
15.808	D	224,358	U.S. Geological Survey Research and Data Collection			
15.812	D	850,425	Cooperative Research Units			
15.820	D	1,391,080	National and Regional Climate Adaptation Science Centers			
15.945	D	341,047	Cooperative Research and Training Programs – Resources of the National Park System			

**SCHEDULE OF EXPENDITURES OF FEDERAL AWARDS (BY STATE AGENCY)**

For the Fiscal Year Ended June 30, 2022

Federal ALN	Direct/ Indirect	Program Expenditures	ALN Program Title	Pass-Through Entity Number	Pass-Through Entity Name	Additional Award Information
15.RD	D	(647)	U. S. Department of Interior			140P4220P0047 15.008
15.RD	D	66,059	U. S. Department of Interior			G19AC00364
15.RD	I	376	U. S. Department of Interior	NCOUA101339072017	Nature Conservancy	A101339
15.U01	I	57,010	U. S. Department of Interior	2100186	Eastern Band Of The Cherokee	NCOUA101339072017
15.U02	D	56,164	U. S. Department of Interior			IPABOWDEN2020-1528
15.U03	I	11,807	U. S. Department of Interior	2020-2900	Conservation Trust For Nc	1302.20.067994
16.560	D	90,049	National Institute of Justice Research, Evaluation, and Development Project Grants			
16.560	I	31,816	National Institute of Justice Research, Evaluation, and Development Project Grants	131506-G003990	Washington State University	
16.560	I	94,089	National Institute of Justice Research, Evaluation, and Development Project Grants	437	Florida International University	
16.726	I	10,471	Juvenile Mentoring Program	2019-MU-FX-0002	National 4-H Council	
16.726	I	8,580	Juvenile Mentoring Program	2020-JU-FX-0031	National 4-H Council	
17.268	D	936,285	H-1B Job Training Grants			
17.268	I	215,010	H-1B Job Training Grants	19200257-021	Purdue University	
17.502	D	19,439	Occupational Safety and Health Susan Harwood Training Grants			
19.021	I	12,776	Investing in People in The Middle East and North Africa	20220-22	Amideast	
19.040	D	26,229	Public Diplomacy Programs			
19.040	I	27,582	Public Diplomacy Programs	45-2402-1031-309	Univ Of Nebraska - Omaha	
19.900	D	95,626	AEECA/ESF PD Programs			
19.U01	I	2,449	U. S. Department of State	3000212006	Institute of International Education, Inc	3000212006
19.U02	I	4,357	U. S. Department of State	3000212006	Institute of International Education, Inc	3000212006
19.U03	I	(4,016)	U. S. Department of State	3000212006	Institute of International Education, Inc	3000212006/2020-2631
19.U04	I	16	U. S. Department of State	3000212006	Institute of International Education, Inc	3000212006/2020-2631
20.109	D	370,300	Air Transportation Centers of Excellence			
20.205	I	35,371	Highway Planning and Construction	2019-2330	Triangle J County Govt	
20.215	D	45,120	Highway Training and Education			
20.RD	D	39,627	U. S. Department of Transportation			693JJ321C000023
20.RD	D	41,163	U. S. Department of Transportation			693JJ621C000019
20.RD	D	785,595	U. S. Department of Transportation			693JK320C000009
20.RD	D	34,103	U. S. Department of Transportation			DTFH6117C00037
20.RD	I	106,443	U. S. Department of Transportation	110309	Virginia Trans. Res. Council	110309
20.RD	I	5,381	U. S. Department of Transportation	125572	Virginia Trans. Res. Council	125572
20.RD	I	(18)	U. S. Department of Transportation	25183004	Alaska Dot	25183004
20.RD	I	73,690	U. S. Department of Transportation	25193012	Alaska Dot	4000(184)/2019-0907
20.RD	I	182,536	U. S. Department of Transportation	25203040	Alaska Dot	527031
20.RD	I	41,541	U. S. Department of Transportation	38617.1	Vanasse Hangen Brustlin, Inc.	DTFH6116D00040
20.RD	I	59,195	U. S. Department of Transportation	AMEND #20 / UFDSP00011674	Univ Of Florida	69A3551747104
20.RD	I	3,722	U. S. Department of Transportation	AMEND #21 / UFDSP00011674	Univ Of Florida	69A3551747104
20.RD	I	21,912	U. S. Department of Transportation	AMEND #22 / UFDSP00011674	Univ Of Florida	69A3551747104
20.RD	I	25,047	U. S. Department of Transportation	AMEND #27/ UFDSP00011674	Univ Of Florida	69A3551747104
20.RD	I	53,373	U. S. Department of Transportation	AMEND #29 / UFDSP00011674	Univ Of Florida	69A3551747104
20.RD	I	44,125	U. S. Department of Transportation	AMEND #32 / UFDSP00011674	Univ Of Florida	693JJ918F000208/DTNH2217D00040
20.RD	I	11,793	U. S. Department of Transportation	AMEND #45 / UFDSP00011674	Univ Of Florida	69A3551747104
20.RD	I	21,307	U. S. Department of Transportation	AMEND. #2 / UFDSP00011674	Univ Of Florida	69A3551747104
20.RD	I	15,556	U. S. Department of Transportation	DTFH6116D00040/38617.10	Vanasse Hangen Brustlin, Inc.	2020-0569
20.RD	I	13,839	U. S. Department of Transportation	J2481A-A	Oregon State University	HR 20-05(52-04)
20.RD	I	37,623	U. S. Department of Transportation	NCHRP-236	National Academy Of Sciences	683JJ3195003
20.RD	I	(208)	U. S. Department of Transportation	S-001986-NCSU-00 14-00560	Applied Research Assoc. (Ara)	DTFH61-13-C-00025
20.RD	I	109,451	U. S. Department of Transportation	S-0194-D00194.00083-NCSU	Applied Research Assoc. (Ara)	693JJ319D000031/693JJ320F
20.RD	I	57,243	U. S. Department of Transportation	S-0363-D00194.00310-NCSU	Applied Research Assoc. (Ara)	693JJ319D000031
20.RD	I	42,664	U. S. Department of Transportation	S-D00194.00387-NCSU	Applied Research Assoc. (Ara)	693JJ319D000031
20.RD	I	191,853	U. S. Department of Transportation	SUB0001538 / #905	National Academy Of Sciences	DTFH61-13-H-00024
20.RD	I	54,517	U. S. Department of Transportation	UFDSP00011674	Univ Of Florida	69A3551747104
20.RD	I	26,279	U. S. Department of Transportation	UFDSP00011674 (AMEND #12)	Univ Of Florida	69A3551747104
20.U01	I	40,166	U. S. Department of Transportation	UFDSP00011674	Univ Of Florida	69A3551747104
21.019	I	60,000	COVID-19 - Coronavirus Relief Fund	EC000000000006597	Wake County	
21.027	D	13,639,175	COVID-19 - Coronavirus State and Local Fiscal Recovery Funds			
21.U01	I	219,636	U. S. Department of the Treasury	2021-3355	Wake County	2021-3355
42.011	D	28,214	Library of Congress Grants			
43.001	D	566,784	Science			
43.001	I	1,376	Science	160823	Johns Hopkins University	
43.001	I	3,315	Science	1647038	California Institute of Technology (CalT)	
43.001	I	3,789	Science	3TB325	South Dakota State Univ.	
43.001	I	16,308	Science	4500002641	Boston University	
43.001	I	47,413	Science	G00-21052X	Smithsonian Astrophysical Observatory	

**SCHEDULE OF EXPENDITURES OF FEDERAL AWARDS (BY STATE AGENCY)**

For the Fiscal Year Ended June 30, 2022

Federal ALN	Direct/ Indirect	Program Expenditures	ALN Program Title	Pass-Through Entity Number	Pass-Through Entity Name	Additional Award Information
43.001	I	10,011	Science	GOO-21057B	Smithsonian Astrophysical Observatory	
43.001	I	(225)	Science	GO8-19053X	Smithsonian Astrophysical Observatory	
43.001	I	13,878	Science	GO9-20067X	Smithsonian Astrophysical Observatory	
43.001	I	5,066	Science	GR124828 / SPL-0023970	Ohio State University	
43.001	I	19,035	Science	OAI-NSSC2-20170	Ohio Aerospace Institute	
43.002	D	254,925	Aeronautics			
43.002	I	(20,920)	Aeronautics	17-3379 PO2000034205	Univ Of South Carolina	
43.003	D	321,833	Exploration			
43.007	D	59,544	Space Operations			
43.007	I	52,552	Space Operations	UT21136 (PO# 31767)	Ohio University	
43.008	D	659,080	Office of Stem Engagement (OSTEM)			
43.008	I	(24)	Office of Stem Engagement (OSTEM)	C15-2B00-NCSU-201160-NCSU	Nat'L Inst. Of Aerospace	
43.008	I	44,500	Office of Stem Engagement (OSTEM)	C15-2B00-NCSU-402001-NCSU	Nat'L Inst. Of Aerospace	
43.008	I	3,091	Office of Stem Engagement (OSTEM)	C15-2B00-NCSU-402002-NCSU	Nat'L Inst. Of Aerospace	
43.012	D	1,454	Space Technology			
43.RD	D	60	U. S. National Aeronautics and Space Administration			2021-0115
43.RD	D	149,563	U. S. National Aeronautics and Space Administration			2021-0417
43.RD	I	959	U. S. National Aeronautics and Space Administration	1629372	California Institute of Technology (CalT)	NNX12CB01C
43.RD	I	(10,573)	U. S. National Aeronautics and Space Administration	7022A-SC01	Opterus Research And Dev	2019-2363
43.RD	I	(4,480)	U. S. National Aeronautics and Space Administration	C15-2B00-NCSU-202023-NCSU	Nat'L Inst. Of Aerospace	NNL09AA00A/80LARC17C0004/ C15-2B00-NCSU 301003-NCSU
43.RD	I	4,679	U. S. National Aeronautics and Space Administration	C15-2B00-NCSU-202046-NCSU	Nat'L Inst. Of Aerospace	2021-2105
43.RD	I	58,945	U. S. National Aeronautics and Space Administration	C15-2B00-NCSU-202062-NCSU	Nat'L Inst. Of Aerospace	NNL13AA08B
43.RD	I	174,790	U. S. National Aeronautics and Space Administration	C15-2B00-NCSU-302003-NCSU	Nat'L Inst. Of Aerospace	NNL09AA00A/80LARC17C0004
43.RD	I	(713)	U. S. National Aeronautics and Space Administration	C15-2B00-NCSU-401012-NCSU	Nat'L Inst. Of Aerospace	C15-2B00-NCSU/201157-NCSU
43.RD	I	2,723	U. S. National Aeronautics and Space Administration	HST-GO-15636.004-A	Space Telescope Science Inst	HST-GO-15636.004-A
43.RD	I	13,591	U. S. National Aeronautics and Space Administration	HST-GO-15826.006-A	Space Telescope Science Inst	1629372
43.RD	I	9,230	U. S. National Aeronautics and Space Administration	HST-GO-16730.017-A	Space Telescope Science Inst	HST-GO-16730.017-A
45.024	D	13,564	Promotion of the Arts Grants to Organizations and Individuals			
45.129	I	3,500	Promotion of the Humanities Federal/State Partnership	21-03	NC Humanities Council	
45.149	I	123,104	Promotion of the Humanities Division of Preservation and Access	ZPA-283823-22	Nat'L Endow For The Humanities	
45.169	D	(153)	Promotion of the Humanities Office of Digital Humanities			
45.312	D	68,657	National Leadership Grants			
45.RD	I	110	U. S. Federal Council on the Arts and the Humanities	IMLS-RIN-023-NCSU	Center For Plant Conservation	2022-0185IMLS-RIN-023-NCSU
45.U01	I	10,800	U. S. National Foundation on the Arts and the Humanities	2018-3342	South Arts	2018-3342
47.041	D	16,638,051	Engineering			
47.041	I	124,540	Engineering	104753-Z3822205	Univ Of Maryland, College Park	
47.041	I	32,499	Engineering	2019-3033	Sove, Inc.	
47.041	I	23,850	Engineering	2020-1548	Photocide Protection, Inc.	
47.041	I	494	Engineering	2021GC0632	Univ Of Texas - Arlington	
47.041	I	80,755	Engineering	2044721	Tree-Co	
47.041	I	35,324	Engineering	4500003732	Boston University	
47.041	I	90,512	Engineering	4500004145	Boston University	
47.041	I	7,232	Engineering	480328-19071	Virginia Polytechnic Institute and State University	
47.041	I	1,958	Engineering	GR110218 (CON-80002458)	Yale University	
47.041	I	51,735	Engineering	UNIV62391; P22020171	Vanderbilt University	
47.041	I	27,394	Engineering	UWSC11941/BPO48755	Univ Of Washington	
47.049	D	5,436,989	Mathematical and Physical Sciences			
47.049	I	57,898	Mathematical and Physical Sciences	105668-Z3846202	Univ Of Maryland, College Park	
47.049	I	15	Mathematical and Physical Sciences	16-296-NCSU	West Virginia Univ.	
47.049	I	24,847	Mathematical and Physical Sciences	20-88001;HRD-1954532	Benedict College	
47.049	I	144,464	Mathematical and Physical Sciences	333-2792	Duke University	
47.050	D	1,984,507	Geosciences			
47.050	I	196,109	Geosciences	2021-14	University Of Oklahoma	
47.050	I	(524)	Geosciences	3004146004	Univ Of Michigan	
47.050	I	10,081	Geosciences	420-41-15A	Iowa State University	
47.050	I	26,641	Geosciences	SU-21-1001-00-NCSU	Iris	
47.050	I	45,133	Geosciences	SUBK00010788/PO3005450823	Univ Of Michigan	
47.070	D	7,284,602	Computer and Information Science and Engineering			
47.070	I	45,221	Computer and Information Science and Engineering	067846-18552	Univ Of Illinois- Urbana	
47.070	I	81,774	Computer and Information Science and Engineering	2021CIF-NORTH CAROLINA-09	Computing Research Assoc	
47.070	I	413,383	Computer and Information Science and Engineering	CNS-1939334	Pawr, LLC	
47.070	I	817,143	Computer and Information Science and Engineering	CNS-1939334	Pawr, LLC.	
47.070	I	5,480	Computer and Information Science and Engineering	CNVA00054317 (011980-1)	University Of Pittsburgh	



**SCHEDULE OF EXPENDITURES OF FEDERAL AWARDS (BY STATE AGENCY)**

For the Fiscal Year Ended June 30, 2022

Federal ALN	Direct/ Indirect	Program Expenditures	ALN Program Title	Pass-Through Entity Number	Pass-Through Entity Name	Additional Award Information
47.070	I	13,369	Computer and Information Science and Engineering	OVT-RA-0001	Onda Vision Technologies	
47.074	D	4,220,529	Biological Sciences			
47.074	I	(1,892)	Biological Sciences	16-04	Boyce Thompson Inst.	
47.074	I	45,114	Biological Sciences	20112101_NCSU	National Jewish Health	
47.074	I	98,796	Biological Sciences	2019-012	Univ Of Puerto Rico-Rio Piedra	
47.074	I	150,262	Biological Sciences	333-2720	Duke University	
47.074	I	13,577	Biological Sciences	FY2021-085	University Of Kansas	
47.074	I	33,237	Biological Sciences	IOS-1444561	Nat'L Science Found	
47.074	I	128,125	Biological Sciences	M2100812-28-518170-00003	Texas A&M University	
47.074	I	28,837	Biological Sciences	R1286	Dartmouth College	
47.074	I	16,743	Biological Sciences	SPC-1000004363/GR120366	Ohio State University	
47.075	D	658,062	Social, Behavioral, and Economic Sciences			
47.075	I	7,624	Social, Behavioral, and Economic Sciences	333-2368	Duke University	
47.075	I	14,196	Social, Behavioral, and Economic Sciences	333-2617	Duke University	
47.075	I	24,689	Social, Behavioral, and Economic Sciences	PG19-66297-02	University Of Montana	
47.075	I	943	Social, Behavioral, and Economic Sciences	PO# 1001448171	Univ Of Colorado - Denver	
47.076	D	12,172,567	Education and Human Resources			
47.076	I	7,850	Education and Human Resources	083962-18472	Univ Of Illinois- Urbana	
47.076	I	8,932	Education and Human Resources	12637	Education Development Center, Inc.	
47.076	I	185,605	Education and Human Resources	14246026-01	Univ Of Central Florida	
47.076	I	103,859	Education and Human Resources	2009212-199 NCSU	Horizon Research, Inc.	
47.076	I	16,319	Education and Human Resources	2019-001936	Univ Of Puerto Rico	
47.076	I	86,252	Education and Human Resources	339.20.01	Concord Consortium	
47.076	I	8,167	Education and Human Resources	63019-01 / PO #270234	Era Univ-Daytona Beach	
47.076	I	46,185	Education and Human Resources	BB01216898	Univ Of Cal - Berkeley	
47.076	I	3,480	Education and Human Resources	BL-4842404-NCST/PO0075800	Indiana University	
47.076	I	19,845	Education and Human Resources	DRL-1850024	Nat'L Science Found	
47.076	I	26,021	Education and Human Resources	LASER-TEC NCSU-2020	Indian River State College	
47.079	D	147,799	Office of International Science and Engineering			
47.083	D	948,680	Integrative Activities			
47.083	I	225,057	Integrative Activities	013204-002 (PHASE2)	University Of Cincinnati	
47.083	I	54,385	Integrative Activities	1 (GG017027)	Columbia University	
47.083	I	4,415	Integrative Activities	89933-23582203	Univ Of Maryland, College Park	
47.084	D	10,714	NSF Technology, Innovation, and Partnerships			
47.RD	D	147,935	U. S. National Science Foundation			2020-2771-IPA-CARSON
47.RD	D	116,092	U. S. National Science Foundation			47.070 Computer and Information Science and Engineering
47.RD	D	64,159	U. S. National Science Foundation			Biological Sciences 47.074
47.RD	D	102,664	U. S. National Science Foundation			Education and Human Resources 47.046
47.RD	D	143,882	U. S. National Science Foundation			IPACOB2018-1437
47.RD	D	170,402	U. S. National Science Foundation			IPACHakraborty2021-0055
47.RD	D	47,554	U. S. National Science Foundation			IPAGODWIN2021-0371
47.RD	D	137,119	U. S. National Science Foundation			IPAUZSOY2022-1736
47.RD	I	14,386	U. S. National Science Foundation	DRL-1749275	Am. Ed. Res. Assoc.	DRL-17492752021-1700
47.RD	I	782	U. S. National Science Foundation	OVT-RA-0001	Onda Vision Technologies	2019-2950
47.U01	D	271,414	U. S. National Science Foundation			IPAGRANT20210198
47.U02	I	5,673	U. S. National Science Foundation	CN-00050647 / P2096433	Univ Of Illinois- Urbana	85160
47.U03	I	5,000	U. S. National Science Foundation	22-1100	Univ Of Illinois- Urbana	2021-0384
47.U04	D	2,957	U. S. National Science Foundation			2022-110
59.037	D	6,307,010	Small Business Development Centers			
59.075	D	212,145	Shuttered Venue Operators Grant Program			
64.054	D	40,993	Research and Development			
64.RD	D	632	U. S. Department of Veterans Affairs			36C24E20P0222
64.U01	I	5,252	U. S. Department of Veterans Affairs	2019-1437_IPA	US Dept of Veteran Affairs	2019-1437_IPA
66.456	I	2,945	National Estuary Program	SUB00002481/P0188395	Univ Of Florida	
66.456	I	1,782	National Estuary Program	SUB00002917 / P0230622	Univ Of Florida	
66.460	I	10,139	Nonpoint Source Implementation Grants	2020-1615	Piedmont Conservation Council	
66.460	I	30,942	Nonpoint Source Implementation Grants	99465719	Cape Fear River Watch	
66.460	I	54	Nonpoint Source Implementation Grants	PO# 2020-00000506	Town Of Wake Forest	
66.461	D	54,204	Regional Wetland Program Development Grants			
66.509	D	315,300	Science To Achieve Results (STAR) Research Program			
66.509	I	57,892	Science To Achieve Results (STAR) Research Program	M2002831	Texas A&M University	
66.509	I	2,431	Science To Achieve Results (STAR) Research Program	UTA16-001140	University Of Texas - Austin	
66.511	I	299,561	Office of Research and Development Consolidated Research/Training/Fellowships	401579-5801	Colorado School Of Mines	

**SCHEDULE OF EXPENDITURES OF FEDERAL AWARDS (BY STATE AGENCY)**

For the Fiscal Year Ended June 30, 2022

Federal ALN	Direct/ Indirect	Program Expenditures	ALN Program Title	Pass-Through Entity Number	Pass-Through Entity Name	Additional Award Information
66.511	I	133,946	Office of Research and Development Consolidated Research/Training/Fellowships	451533-19071	Virginia Polytechnic Institute and State University	
66.511	I	51,994	Office of Research and Development Consolidated Research/Training/Fellowships	E0199A-C	Oregon State University	
66.516	D	(86)	P3 Award: National Student Design Competition for Sustainability			
66.716	I	(108)	Research, Development, Monitoring, Public Education, Outreach, Training, Demonstrations, and Studies	2020-1263	Extension Foundation	
66.716	I	18,650	Research, Development, Monitoring, Public Education, Outreach, Training, Demonstrations, and Studies	SA-2021-59	Extension Foundation	
66.951	I	7,566	Environmental Education Grants	2018-2750	NC Found For Soil & Water	
66.RD	D	98,545	U. S. Environmental Protection Agency			68HE0B21P0283
66.RD	D	32,425	U. S. Environmental Protection Agency			68HE0B22P0086
66.RD	D	4,628	U. S. Environmental Protection Agency			68HERC22C0057
66.RD	I	5,535	U. S. Environmental Protection Agency	208589 OS	Aptim	68HERC19D0009
66.RD	I	15,999	U. S. Environmental Protection Agency	7-312-0217117-66204L	RTI International	68HERH19D0030
66.RD	I	10	U. S. Environmental Protection Agency	NCSU-19-001-RP	Jacobs	2019-0441
66.RD	I	20,806	U. S. Environmental Protection Agency	RLS2-NCSU-266	Jacobs	68HERH20P0127 PR-ORD-20-0
66.U01	I	1,766	U. S. Environmental Protection Agency	2200339	Eastern Band Of The Cherokee	2022-0265
66.U02	D	35,997	U. S. Environmental Protection Agency			68HERH20P0127 PR-ORD-20-0
77.008	D	192,889	U.S. Nuclear Regulatory Commission Scholarship and Fellowship Program			
77.U01	D	4,601	U. S. Nuclear Regulatory Commission			31310021P0036
81.049	D	3,424,730	Office of Science Financial Assistance Program			
81.049	I	56,661	Office of Science Financial Assistance Program	106038-18678	Univ Of Illinois- Urbana	
81.049	I	12,348	Office of Science Financial Assistance Program	14000600-013	Purdue University	
81.049	I	55,537	Office of Science Financial Assistance Program	1555891 PO#1000911947	Univ Of Colorado - Boulder	
81.049	I	11,347	Office of Science Financial Assistance Program	2019-2600	Inventwood, LLC	
81.049	I	80,170	Office of Science Financial Assistance Program	2020-19973	Radiabeam Technologies, LLC	
81.049	I	29,850	Office of Science Financial Assistance Program	2021-1110	Calabazas Creek Research, Inc.	
81.049	I	159,325	Office of Science Financial Assistance Program	520001	Triad National Security, LLC	
81.049	I	169,975	Office of Science Financial Assistance Program	5951-NCSU-DOE-1090	Pennsylvania State University	
81.049	I	159,397	Office of Science Financial Assistance Program	6021-NCSU-DOE-1090	Pennsylvania State University	
81.049	I	87,621	Office of Science Financial Assistance Program	AWD7773336-GR205924	Georgetown University	
81.049	I	193,746	Office of Science Financial Assistance Program	DE-SC0019929	Catalytic And Redox Solutions	
81.049	I	59,971	Office of Science Financial Assistance Program	DE-SC0021700	Radiabeam Technologies, LLC	
81.049	I	140,255	Office of Science Financial Assistance Program	DE-SC0021866	Wbglobalsemi, Inc.	
81.049	I	11,922	Office of Science Financial Assistance Program	ISL-NCSU-3136-022122	Innosense, LLC	
81.049	I	58,184	Office of Science Financial Assistance Program	RC104899 - NCSU	Michigan State University	
81.049	I	209,966	Office of Science Financial Assistance Program	RC107830	Michigan State University	
81.049	I	16,431	Office of Science Financial Assistance Program	SC-40-01753-401040-46	Faraday Technology, Inc.	
81.049	I	212,809	Office of Science Financial Assistance Program	SUB00001810	Univ Of Georgia Res Fdn	
81.049	I	602	Office of Science Financial Assistance Program	SUB00002706	Univ Of Georgia	
81.049	I	128,767	Office of Science Financial Assistance Program	SUB0000292	Princeton University	
81.049	I	104,639	Office of Science Financial Assistance Program	SUBK00011115/PO3005749735	Univ Of Michigan	
81.049	I	203,055	Office of Science Financial Assistance Program	WU-15-69 (PO#2922325Y)	Washington University-St Louis	
81.086	D	2,415,516	Conservation Research and Development			
81.086	I	62,479	Conservation Research and Development	0011-44526	Eaton Corp.	
81.086	I	35,404	Conservation Research and Development	1070252-432914	Carnegie Mellon Univ	
81.086	I	37,354	Conservation Research and Development	2019-3248	E4 Carolinas	
81.086	I	8,921	Conservation Research and Development	A19-0435-S003	Univ Of Tennessee	
81.086	I	246,956	Conservation Research and Development	DE-EE0009135 - NCSU	Eaton Corp.	
81.086	I	70,121	Conservation Research and Development	NO. 192216	Stanford Univ	
81.087	D	2,845,173	Renewable Energy Research and Development			
81.087	I	406,898	Renewable Energy Research and Development	4550 G XA169	Univ Of California-Los Angeles	
81.087	I	30,695	Renewable Energy Research and Development	DE-EE0007613	Atology	
81.087	I	121,472	Renewable Energy Research and Development	DE-EE0007888-05-6	Rapid Institute	
81.087	I	81,501	Renewable Energy Research and Development	G-27028-02	Colorado State University	
81.087	I	20,511	Renewable Energy Research and Development	SUB-2022-10109	Alliance For Sustainable Energy	
81.087	I	1,014	Renewable Energy Research and Development	SUBCONTRACT NO. 1004	Corrim	
81.089	D	1,385,117	Fossil Energy Research and Development			
81.089	I	83,474	Fossil Energy Research and Development	10017-02 / PO# SUS000003	Susteon Inc.	
81.089	I	170,734	Fossil Energy Research and Development	20-068-NCSU	West Virginia Univ.	
81.112	I	5,548	Stewardship Science Grant Program	323-0300	Duke University	
81.113	D	455	Defense Nuclear Nonproliferation Research			
81.113	I	53,755	Defense Nuclear Nonproliferation Research	00010832 PO# BB01534082	Univ Of Cal - Berkeley	
81.117	D	505,679	Energy Efficiency and Renewable Energy Information Dissemination, Outreach, Training and Technical Analysis/Assistance			

**SCHEDULE OF EXPENDITURES OF FEDERAL AWARDS (BY STATE AGENCY)**

For the Fiscal Year Ended June 30, 2022

Federal ALN	Direct/ Indirect	Program Expenditures	ALN Program Title	Pass-Through Entity Number	Pass-Through Entity Name	Additional Award Information
81.121	D	2,738,197	Nuclear Energy Research, Development and Demonstration			
81.121	I	155,584	Nuclear Energy Research, Development and Demonstration	00145661-00002	Battelle Energy Alliance, LLC	
81.121	I	51,329	Nuclear Energy Research, Development and Demonstration	203913-777	Utah State University	
81.121	I	21,262	Nuclear Energy Research, Development and Demonstration	5725-NCSU-DOE-8717	Pennsylvania State University	
81.121	I	44,282	Nuclear Energy Research, Development and Demonstration	9945	Univ Of Cal - Berkeley	
81.121	I	175,185	Nuclear Energy Research, Development and Demonstration	S001257-USDOE	Pennsylvania State University	
81.121	I	41,546	Nuclear Energy Research, Development and Demonstration	S4893/PO#387177	Massachusetts Institute of Technology (MIT)	
81.121	I	224,199	Nuclear Energy Research, Development and Demonstration	S5191, PO#530808	Massachusetts Institute of Technology (MIT)	
81.121	I	7,813	Nuclear Energy Research, Development and Demonstration	SUBAWARD NO. 68016083-01	Univ Of Central Florida	
81.124	I	165,604	Predictive Science Academic Alliance Program	G0187A-A	Oregon State University	
81.128	I	(9,411)	Energy Efficiency and Conservation Block Grant Program (EECBG)	2019-SEEA-111	Southeast Energy Eff Alliance	
81.135	D	1,164,009	Advanced Research Projects Agency - Energy			
81.135	I	(22,884)	Advanced Research Projects Agency - Energy	0011-43583	Eaton Corp	
81.135	I	3,021	Advanced Research Projects Agency - Energy	1534	X-Energy, LLC	
81.135	I	384,802	Advanced Research Projects Agency - Energy	2018-0104	Adroit Materials, Inc.	
81.135	I	33,073	Advanced Research Projects Agency - Energy	2020-1067	Aml Superconductivity	
81.135	I	53,858	Advanced Research Projects Agency - Energy	323-0308	Duke University	
81.135	I	142,129	Advanced Research Projects Agency - Energy	9153-20936	Vanderbilt University	
81.135	I	74,970	Advanced Research Projects Agency - Energy	96-19	Suny - Albany	
81.135	I	66,469	Advanced Research Projects Agency - Energy	A21-0018-S001/PO284610	Rensselaer Polytechnic Inst.	
81.135	I	256,095	Advanced Research Projects Agency - Energy	DE-AR0001024	Abb, Inc.	
81.135	I	362,417	Advanced Research Projects Agency - Energy	PO0000001109	X-Energy, LLC	
81.135	I	47,853	Advanced Research Projects Agency - Energy	PO0000001304	X-Energy, LLC	
81.RD	D	907	U. S. Department of Energy			2341442, 02022-1836
81.RD	D	4,929	U. S. Department of Energy			4000193103
81.RD	D	18,467	U. S. Department of Energy			CW23583 PO 4000198008
81.RD	D	78,967	U. S. Department of Energy			DE-AC05-00OR22725
81.RD	I	80,383	U. S. Department of Energy	#M2100680	Texas A&M University	DE-AC02-05CH11231
81.RD	I	61,273	U. S. Department of Energy	145661 RELEASE NO. 28	Idaho National Laboratory	2020-1559
81.RD	I	96,331	U. S. Department of Energy	145661 RELEASE NO. 30	Idaho National Laboratory	2021-1603
81.RD	I	203,898	U. S. Department of Energy	145661-14	Battelle Energy Alliance, LLC	2018-0686
81.RD	I	43,073	U. S. Department of Energy	145661-34 RELEASE NO. 34	Battelle Energy Alliance, LLC	DE-AC07-05ID14517
81.RD	I	4,847	U. S. Department of Energy	145661-43	Battelle Energy Alliance, LLC	DE-AC07-05ID14517
81.RD	I	(14,026)	U. S. Department of Energy	156020	Battelle Energy Alliance, LLC	DE-AC07-05ID14517
81.RD	I	64,250	U. S. Department of Energy	1871780	Sandia National Laboratories	DE-NA0003525
81.RD	I	1,489	U. S. Department of Energy	1F-60330	Argonne Nat'L Lab	DE-AC02-06CH11357
81.RD	I	55,339	U. S. Department of Energy	1F-60603	Argonne Nat'L Lab	2022-0779
81.RD	I	54,318	U. S. Department of Energy	2019-0440	Riken Bnl Res. Center	2019-0440
81.RD	I	10,316	U. S. Department of Energy	2019-2208	Oak Ridge Inst For Sci & Ed	2019-2208
81.RD	I	67,078	U. S. Department of Energy	2021-1477	Sandia National Laboratories	2220726
81.RD	I	(9,592)	U. S. Department of Energy	2021-2520	US Dept of Energy	2021-2520
81.RD	I	116,608	U. S. Department of Energy	2188727	Sandia National Laboratories	2021-0305
81.RD	I	12,612	U. S. Department of Energy	2205202	Sandia National Laboratories	2021-0928
81.RD	I	40,702	U. S. Department of Energy	2223045/2021-1661	Sandia National Laboratories	2223045/2021-1661
81.RD	I	3,519	U. S. Department of Energy	2364904	Sandia National Laboratories	2022-2489
81.RD	I	20,452	U. S. Department of Energy	364329	Brookhaven Nat'L Lab	DE-SC0012704
81.RD	I	201	U. S. Department of Energy	3779-DOE-1S/NCSU	Luna Innovations, Inc	DE-SC0020765
81.RD	I	(17,742)	U. S. Department of Energy	4000144968	Oak Ridge National Laboratory	2016-1590
81.RD	I	12,909	U. S. Department of Energy	4000178745	Oak Ridge National Laboratory	DE-AC05-00OR22725
81.RD	I	139,969	U. S. Department of Energy	4000180113 \ 4000192686	Oak Ridge National Laboratory	DE-AC05-00OR22725
81.RD	I	123,194	U. S. Department of Energy	4000192636	Oak Ridge National Laboratory	2020-3165
81.RD	I	52,018	U. S. Department of Energy	4000192640	Oak Ridge National Laboratory	2021-0367
81.RD	I	135,278	U. S. Department of Energy	4000192703	Oak Ridge National Laboratory	2020-3066
81.RD	I	131,594	U. S. Department of Energy	4000192789	Oak Ridge National Laboratory	DE-AC05-00OR22725
81.RD	I	105,723	U. S. Department of Energy	4000192987	Oak Ridge National Laboratory	2020-1542
81.RD	I	166,440	U. S. Department of Energy	4000192994	Calut-Battelle LLC	DE-AC05-00OR22725
81.RD	I	82,197	U. S. Department of Energy	4000193103	Oak Ridge National Laboratory	2020-0987
81.RD	I	77,056	U. S. Department of Energy	4000193112	Ut-Battelle LLC	DE-AC05-00OR22725
81.RD	I	51,020	U. S. Department of Energy	4000193150	Oak Ridge National Laboratory	DE-AC05-00OR22725
81.RD	I	29,455	U. S. Department of Energy	4000193509	Oak Ridge National Laboratory	DE-A-C05-00OR22725
81.RD	I	25,109	U. S. Department of Energy	4000193559	Oak Ridge National Laboratory	2021-0669
81.RD	I	227,204	U. S. Department of Energy	4000193563	Oak Ridge National Laboratory	40001935632020-1250
81.RD	I	370,933	U. S. Department of Energy	4000196635	Oak Ridge National Laboratory	DE-AC05-00OR22725
81.RD	I	51,443	U. S. Department of Energy	4000197341	Oak Ridge National Laboratory	DE-AC05-00OR22725

## SCHEDULE OF EXPENDITURES OF FEDERAL AWARDS (BY STATE AGENCY)

For the Fiscal Year Ended June 30, 2022

Federal ALN	Direct/ Indirect	Program Expenditures	ALN Program Title	Pass-Through Entity Number	Pass-Through Entity Name	Additional Award Information
81.RD	I	25,038	U. S. Department of Energy	4200000570-40000193213	Ut-Battelle LLC	DE-AC05-00OR22725
81.RD	I	20,323	U. S. Department of Energy	4300169673	Consolidated Nuclear Security	DE-NA0001942
81.RD	I	40,026	U. S. Department of Energy	486743	Battelle Savannah River Alliance	2020-2783
81.RD	I	76,667	U. S. Department of Energy	486745	Battelle Savannah River Alliance	SOW-0000520044
81.RD	I	(264)	U. S. Department of Energy	494372	Pacific Northwest National Laboratory	2020-1216
81.RD	I	54,190	U. S. Department of Energy	508748	Battelle Savannah River Alliance	G-SOW-W-00054
81.RD	I	72,671	U. S. Department of Energy	508854	Triad National Security, LLC	89233218CNA000001
81.RD	I	68,659	U. S. Department of Energy	537489	Pacific Northwest National Laboratory	2021-0854
81.RD	I	45,990	U. S. Department of Energy	586561	Pacific Northwest National Laboratory	2022-0132
81.RD	I	47,595	U. S. Department of Energy	586990	Battelle Memorial Institute	5869902021-2959
81.RD	I	81,615	U. S. Department of Energy	595451	Los Alamos Nat'L Lab	2020-1068
81.RD	I	(9,793)	U. S. Department of Energy	606395	Oak Ridge Assoc. Univ.	89243318CFE0000003
81.RD	I	145,475	U. S. Department of Energy	606823	Oak Ridge Assoc. Univ.	89243318CFE0000003
81.RD	I	97,527	U. S. Department of Energy	624149	Los Alamos Nat'L Lab	2021-1330
81.RD	I	114,002	U. S. Department of Energy	628147	Los Alamos Nat'L Lab	2021-1756
81.RD	I	(186)	U. S. Department of Energy	7381614	L. Berkeley Nat'l Lab	DE-AC02-05CH11231
81.RD	I	248,931	U. S. Department of Energy	7538430	L. Berkeley Nat'l Lab	DE-AC02-05CH11231
81.RD	I	48,605	U. S. Department of Energy	7542961	L. Berkeley Nat'l Lab	DE-AC02-05CH11231
81.RD	I	4,136	U. S. Department of Energy	89233218CNA000001/17793/595451	Los Alamos Nat'L Lab	89233218CNA000001/17793/595451
81.RD	I	11,473	U. S. Department of Energy	89233218CNA000001/17793/595451	Triad National Security, LLC	89233218CNA000001/17793/595451
81.RD	I	12,159	U. S. Department of Energy	8F-30076	Argonne Nat'L Lab	DE-AC02-06CH11357
81.RD	I	(6,755)	U. S. Department of Energy	9F-60064	Argonne Nat'L Lab	DE-AC02-06CH11357
81.RD	I	8,816	U. S. Department of Energy	B621752	Lawrence Livermore Nat'l Lab	DE-AC52-07NA27344
81.RD	I	66,328	U. S. Department of Energy	B628785	Lawrence Livermore Nat'l Lab	DE-AC52-07NA27344
81.RD	I	(194)	U. S. Department of Energy	B633311	Lawrence Livermore Nat'l Lab	DE-AC52-07NA27344
81.RD	I	12,947	U. S. Department of Energy	B634087	Lawrence Livermore Natl. Secu.	B634087/DE-A52-07NA27344
81.RD	I	220,423	U. S. Department of Energy	B634847	Lawrence Livermore Natl. Secu.	B634087/DE-A52-07NA27344
81.RD	I	12,999	U. S. Department of Energy	B644566	Lawrence Livermore Nat'l Lab	2021-1933
81.RD	I	28,732	U. S. Department of Energy	B649194	Lawrence Livermore Nat'l Lab	2022-0700
81.RD	I	12,944	U. S. Department of Energy	B650123	Lawrence Livermore Nat'l Lab	2022-1378
81.RD	I	3,898	U. S. Department of Energy	CTR-PO-2022-04; TO #1	Westinghouse Electric Co. Llc	DE-NE0009033
81.RD	I	259,345	U. S. Department of Energy	CW9336 4000198565	Oak Ridge National Laboratory	DE-AC05-00OR22725
81.RD	I	30,385	U. S. Department of Energy	DE-AC05-76RL01830/607751	Pacific Northwest National Laboratory	DE-AC05-76RL01830/607751
81.RD	I	133,354	U. S. Department of Energy	DE-EE0008806	Ricardo Plc	2019-2836
81.RD	I	222,242	U. S. Department of Energy	MASTER #145661-RELEASE#19	Battelle Energy Alliance, LLC	DE-AC07-05ID-14517
81.RD	I	9,282	U. S. Department of Energy	MASTER #145661-RELEASE#20	Battelle Energy Alliance, LLC	DE-AC07-05ID-14517
81.RD	I	8,315	U. S. Department of Energy	N000428308	Honeywell Federal Manufacturing & Technologies, LLC	N000428308
81.RD	I	5,217	U. S. Department of Energy	P010267139	Leidos, Inc	89243318CFE0000003
81.RD	I	39,732	U. S. Department of Energy	P010267139 / TASK ORDER 1	Leidos, Inc	P010267139 / TASK ORDER 1
81.RD	I	35,261	U. S. Department of Energy	PO # 107832	Bettis Atomic Power Laboratory	2014-2982
81.RD	I	41,945	U. S. Department of Energy	PO #107832	Bettis Atomic Power Laboratory	2014-2982
81.RD	I	30,159	U. S. Department of Energy	PO 2306118.0	Sandia National Laboratories	2022-0684
81.RD	I	82,554	U. S. Department of Energy	PO NUMBER 0000533234	Battelle Savannah River Alliance	2022-0588
81.RD	I	19,556	U. S. Department of Energy	PO# 107832	Bettis Atomic Power Laboratory	107832
81.RD	I	37,865	U. S. Department of Energy	RELEASE # 26 UNDER 145661	Battelle Energy Alliance, LLC	DE-AC07-05ID14517
81.RD	I	103,197	U. S. Department of Energy	RELEASE # 27 UNDER 145661	Battelle Energy Alliance, LLC	DE-AC07-05ID14517
81.RD	I	6,103	U. S. Department of Energy	RELEASE # 29 BMC #145661	Battelle Energy Alliance, LLC	DE-AC07-05ID14517
81.RD	I	80,162	U. S. Department of Energy	RELEASE # 33 BMC #145661	Battelle Energy Alliance, LLC	DE-AC07-05ID14517
81.RD	I	(10)	U. S. Department of Energy	RELEASE 16 U/C 145661	Battelle Energy Alliance, LLC	DE-AC07-05ID-14517
81.RD	I	26,976	U. S. Department of Energy	RELEASE 24 UNDER 145661	Battelle Energy Alliance, LLC	DE-AC07-05ID14517
81.RD	I	39,778	U. S. Department of Energy	RELEASE 35 UC 145661	Battelle Energy Alliance, LLC	DE-AC07-05ID14517
81.RD	I	40,200	U. S. Department of Energy	RELEASE NO. 1/ BMA 255742	Battelle Energy Alliance, LLC	DE-AC07-05ID14517
81.RD	I	27,005	U. S. Department of Energy	RELEASE NO. 2/ BMA 255742	Battelle Energy Alliance, LLC	DE-AC07-05ID14517
81.RD	I	73,247	U. S. Department of Energy	RELEASE NO. 31; 145661	Idaho National Laboratory	2021-1310
81.RD	I	31,196	U. S. Department of Energy	RELEASE NO. 37/145661	Battelle Energy Alliance, LLC	DE-AC07-05ID14517
81.RD	I	70,164	U. S. Department of Energy	RELEASE NO. 39/145661	Battelle Energy Alliance, LLC	DE-AC07-05ID14517
81.RD	I	622,291	U. S. Department of Energy	SCN09846 / 10102	Martin Defense Group, LLC	HR0011-21-C-2006
81.RD	I	66,338	U. S. Department of Energy	SCN09846 /10102-HR0011-21-C-2006	Martin Defense Group, LLC	SCN09846 / 10102-HR0011-21-C-2006
81.RD	I	279,014	U. S. Department of Energy	TP-PO-001490	Terrapower	DE-NE0009054
81.RD	I	102,594	U. S. Department of Energy	ZCE-9-92157-01	NATIONAL RENEWABLE ENERGY LAB	DE-AC36-08GO28308
81.U01	I	14,132	U. S. Department of Energy	RELEASE NO 5 UBM 161615	Battelle Energy Alliance, LLC	DE-AC07-05ID14517
81.U02	I	49,444	U. S. Department of Energy	DE-EE0007155/013-004	Irec	2021-3286
81.U03	I	(3,391)	U. S. Department of Energy	AGR-2020-10205	Cilburn & Associates, LLC	2020-1315

**SCHEDULE OF EXPENDITURES OF FEDERAL AWARDS (BY STATE AGENCY)**

For the Fiscal Year Ended June 30, 2022

Federal ALN	Direct/ Indirect	Program Expenditures	ALN Program Title	Pass-Through Entity Number	Pass-Through Entity Name	Additional Award Information
84.007	D	707,314	Federal Supplemental Educational Opportunity Grants			
84.033	D	1,412,015	Federal Work-Study Program			
84.038	D	3,286,236	Federal Perkins Loan Program Federal Capital Contributions			
84.042	D	528,225	TRIO Student Support Services			
84.044	D	653,088	TRIO Talent Search			
84.047	D	885,914	TRIO Upward Bound			
84.063	D	25,304,871	Federal Pell Grant Program			
84.133	I	40,462	National Institute on Disability and Rehabilitation Research	1701835A/PO#1000004853	Univ Of Maryland Balt. County	
84.200	D	208,285	Graduate Assistance in Areas of National Need			
84.217	D	256,168	TRIO McNair Post-Baccalaureate Achievement			
84.268	D	110,163,212	Federal Direct Student Loans			
84.305	D	1,128,283	Education Research, Development and Dissemination			
84.305	I	7,401	Education Research, Development and Dissemination	2135	Education Testing Service	
84.305	I	83,496	Education Research, Development and Dissemination	S-00015915	Wested	
84.305	I	67,132	Education Research, Development and Dissemination	SUB00001449	Univ Of Georgia	
84.324	D	125,562	Research in Special Education			
84.334	I	78,614	Gaining Early Awareness and Readiness for Undergraduate Programs	19100053-001	Purdue University	
84.408	D	12,250	Postsecondary Education Scholarships for Veteran's Dependents			
84.411	I	5,976	Education Innovation and Research (formerly Investing in Innovation (i3) Fund)	12586	Education Development Center, Inc.	
84.425E	D	36,832,887	COVID-19 - Education Stabilization Fund - Higher Education Emergency Relief Fund (HEERF) Student Aid Portion			
84.RD	I	145,886	U. S. Department of Education	21-17733	Grant Thornton, LLC	91990020A0002
84.RD	I	23,358	U. S. Department of Education	DE-AC07-05ID14517	Battelle Energy Alliance, LLC	DE-AC07-05ID14517
84.RD	I	28,928	U. S. Department of Education	RELEASE NO. 41/BMC 145661	Battelle Energy Alliance, LLC	RELEASE NO. 41/BMC 145661
84.U02	I	11,196	U. S. Department of Education	PO# 247975	Wake County Public Sch. Sys.	2022-2226
85.002	D	6	MCC Foreign Assistance for Overseas Programs			
91.RD	I	31,515	U. S. Institute of Peace	212076-01	Texas Tech University	70RSAT21CB0000023
93.084	D	961,314	Prevention of Disease, Disability, and Death by Infectious Diseases			
93.103	D	539,358	Food and Drug Administration Research			
93.113	D	5,997,772	Environmental Health			
93.113	I	3,250	Environmental Health	2P30ES025128-06	Public Health Serv	
93.113	I	223,234	Environmental Health	3-340-0217136-65799L	RTI International	
93.113	I	269,303	Environmental Health	A03-3559	Duke University	
93.113	I	143,232	Environmental Health	M1901895	Texas A&M University	
93.113	I	68,859	Environmental Health	NCSU-3338-02	Euro. Molecular Biology Lab	
93.113	I	82,583	Environmental Health	P0431A-A	Oregon State University	
93.113	I	38,124	Environmental Health	SUB00002460SRP	Board Reg Univ System Georgia	
93.113	I	82,148	Environmental Health	T787631	Emory University	
93.136	I	9,089	Injury Prevention and Control Research and State and Community Based Programs	05_NCSU_04399/#4300371003	Boston University	
93.136	I	5,496	Injury Prevention and Control Research and State and Community Based Programs	WSU22102	Wayne St Univ	
93.143	D	2,495,130	NIEHS Superfund Hazardous Substances Basic Research and Education			
93.143	I	274,720	NIEHS Superfund Hazardous Substances Basic Research and Education	02-M1800350	Texas A&M University	
93.143	I	(1,141)	NIEHS Superfund Hazardous Substances Basic Research and Education	5(GG013322-35)/G13709	Columbia University	
93.143	I	(268)	NIEHS Superfund Hazardous Substances Basic Research and Education	A03-1122	Duke University	
93.143	I	67,506	NIEHS Superfund Hazardous Substances Basic Research and Education	A03-4494	Duke University	
93.143	I	114,642	NIEHS Superfund Hazardous Substances Basic Research and Education	P0527A-A	Oregon State University	
93.143	I	159,284	NIEHS Superfund Hazardous Substances Basic Research and Education	PO-0000139879	Louisiana State University (LSU)	
93.143	I	19,638	NIEHS Superfund Hazardous Substances Basic Research and Education	PO-0000143061	Louisiana State University (LSU)	
93.173	D	790,965	Research Related to Deafness and Communication Disorders			
93.213	I	1,718	Research and Training in Complementary and Integrative Health	0255-D964-4609	Icahn School Of Medicine	
93.213	I	6,612	Research and Training in Complementary and Integrative Health	10049254-02-PO#U000250448	Univ Of Utah	
93.242	D	450,518	Mental Health Research Grants			
93.242	I	110,458	Mental Health Research Grants	PIN 2019-175NCSU	Pinnacle Technology, Inc.	
93.242	I	1,995	Mental Health Research Grants	RC113594NCSU	Michigan State University	
93.262	I	2,029	Occupational Safety and Health Program	3210001070-20-167	Univ of Kentucky Research Found	
93.262	I	3,257	Occupational Safety and Health Program	3210001810-20-165	Univ of Kentucky Research Found	
93.262	I	9,911	Occupational Safety and Health Program	3210001811-21-242	Univ Of Kentucky	
93.262	I	409	Occupational Safety and Health Program	3210001811-22-135	Univ of Kentucky Research Found	
93.279	D	1,511,039	Drug Abuse and Addiction Research Programs			
93.279	I	300,402	Drug Abuse and Addiction Research Programs	GB10809. PO#2260692	Univ Of Virginia	
93.286	D	1,580,928	Discovery and Applied Research for Technological Innovations to Improve Human Health			
93.286	I	5,039	Discovery and Applied Research for Technological Innovations to Improve Human Health	1090608-456797	Carnegie Mellon Univ	

**SCHEDULE OF EXPENDITURES OF FEDERAL AWARDS (BY STATE AGENCY)**

For the Fiscal Year Ended June 30, 2022

Federal ALN	Direct/ Indirect	Program Expenditures	ALN Program Title	Pass-Through Entity Number	Pass-Through Entity Name	Additional Award Information
93.307	D	832,145	Minority Health and Health Disparities Research			
93.310	D	120,195	Trans-NIH Research Support			
93.310	I	61,952	Trans-NIH Research Support	A031918	Duke University	
93.350	I	56,775	National Center for Advancing Translational Sciences	1598	Univ Of Wisconsin- Madison	
93.350	I	65,348	National Center for Advancing Translational Sciences	1599	Univ Of Wisconsin- Madison	
93.350	I	4,633	National Center for Advancing Translational Sciences	858	Univ Of Wisconsin	
93.351	D	565,114	Research Infrastructure Programs			
93.361	I	17,866	Nursing Research	304482/PO3100753860	Children's Hospital Med Center	
93.393	D	1,757,726	Cancer Cause and Prevention Research			
93.393	I	54,073	Cancer Cause and Prevention Research	FP00008961_SA001	Virginia Commonwealth University (VCU)	
93.393	I	11,368	Cancer Cause and Prevention Research	UFDSP00011890 P0032835	Univ Of Florida	
93.394	D	158,969	Cancer Detection and Diagnosis Research			
93.394	I	12,565	Cancer Detection and Diagnosis Research	10695SC	Univ Of Cal - San Francisco	
93.394	I	13,985	Cancer Detection and Diagnosis Research	10696SC	Univ Of Cal - San Francisco	
93.394	I	100,317	Cancer Detection and Diagnosis Research	11915SC	Univ Of Cal - San Francisco	
93.394	I	92,682	Cancer Detection and Diagnosis Research	A03-3223	Duke University	
93.395	D	643,567	Cancer Treatment Research			
93.395	I	4,235	Cancer Treatment Research	2020-3142	Xoran Technologies	
93.395	I	3,369	Cancer Treatment Research	A031457	Duke University	
93.396	D	494,490	Cancer Biology Research			
93.397	I	28,990	Cancer Centers Support Grants	ASUB08	Arizona State University	
93.398	D	115,906	Cancer Research Manpower			
93.421	I	278,583	Strengthening Public Health Systems and Services through National Partnerships to Improve and Protect the Nation's Health	PURCHASE ORDER NO. 7457	Cste	
93.421	I	87,362	Strengthening Public Health Systems and Services through National Partnerships to Improve and Protect the Nation's Health	PURCHASE ORDER NO. 7722	Cste	
93.433	D	291,710	ACL National Institute on Disability, Independent Living, and Rehabilitation Research			
93.433	I	61,913	ACL National Institute on Disability, Independent Living, and Rehabilitation Research	SRALAB REF # 7249 / 82261	Rehabilitation Inst Of Chicago	
93.583	I	39,550	Refugee and Entrant Assistance Wilson/Fish Program	8458-NCS/PO0186270	Indiana University	
93.732	D	1,586,767	Mental and Behavioral Health Education and Training Grants			
93.788	D	353,890	Opioid STR			
93.837	D	4,143,062	Cardiovascular Diseases Research			
93.837	I	38,682	Cardiovascular Diseases Research	1R41HL154735-01	Sonovascular, Inc.	
93.837	I	323,952	Cardiovascular Diseases Research	AWD-001374-G2	Georgia Institute of Technology	
93.837	I	111,239	Cardiovascular Diseases Research	AWD00002464 (134768-1)	University Of Pittsburgh	
93.837	I	176,409	Cardiovascular Diseases Research	NOR-249833-03/PO#67885765	Mayo Clinic	
93.837	I	3,132	Cardiovascular Diseases Research	NOR-249833-04/PO#68482968	Mayo Clinic	
93.837	I	14,230	Cardiovascular Diseases Research	NOR-249833/PO#66468341	Mayo Clinic	
93.837	I	(15,221)	Cardiovascular Diseases Research	NOR-249833/PO#67147544	Mayo Clinic	
93.838	D	174,220	Lung Diseases Research			
93.838	I	29,072	Lung Diseases Research	2022-1663	Univ Of Cal - Irvine	
93.838	I	27,031	Lung Diseases Research	772	Univ Of Wisconsin	
93.838	I	83,319	Lung Diseases Research	A031768	Duke University	
93.839	D	960,183	Blood Diseases and Resources Research			
93.839	I	48,610	Blood Diseases and Resources Research	1R41HL156763-01A1	Selsym Biotech, Inc.	
93.846	D	1,194,505	Arthritis, Musculoskeletal and Skin Diseases Research			
93.846	I	101,805	Arthritis, Musculoskeletal and Skin Diseases Research	18247	Univ Of Illinois-Chicago	
93.846	I	21,421	Arthritis, Musculoskeletal and Skin Diseases Research	A034674	Duke University	
93.847	D	92,995	Diabetes, Digestive, and Kidney Diseases Extramural Research			
93.847	I	46,655	Diabetes, Digestive, and Kidney Diseases Extramural Research	A031772	Duke University	
93.853	D	618,627	Extramural Research Programs in the Neurosciences and Neurological Disorders			
93.853	I	21,623	Extramural Research Programs in the Neurosciences and Neurological Disorders	A032878	Duke University	
93.853	I	25,556	Extramural Research Programs in the Neurosciences and Neurological Disorders	A15-0089-S001	Univ Of Cal - Santa Cruz	
93.855	D	1,402,597	Allergy and Infectious Diseases Research			
93.855	I	6,845	Allergy and Infectious Diseases Research	2019-0698	Nirvana Sciences, Inc.	
93.855	I	91,891	Allergy and Infectious Diseases Research	2020-0649	Synoxa Sciences, Inc.	
93.855	I	91,303	Allergy and Infectious Diseases Research	2020-1700	Synoxa Sciences, Inc.	
93.855	I	19,032	Allergy and Infectious Diseases Research	3021730	Duke University	
93.855	I	10,251	Allergy and Infectious Diseases Research	3021735	Duke University	
93.855	I	64,649	Allergy and Infectious Diseases Research	3021926	Duke University	
93.855	I	2,303	Allergy and Infectious Diseases Research	A03-3415	Duke University	
93.855	I	163,642	Allergy and Infectious Diseases Research	G-45078-02	Colorado State University	
93.859	D	7,497,391	Biomedical Research and Research Training			
93.859	I	127,242	Biomedical Research and Research Training	1090551-404471	Carnegie Mellon Univ	

**SCHEDULE OF EXPENDITURES OF FEDERAL AWARDS (BY STATE AGENCY)**

For the Fiscal Year Ended June 30, 2022

Federal ALN	Direct/ Indirect	Program Expenditures	ALN Program Title	Pass-Through Entity Number	Pass-Through Entity Name	Additional Award Information
93.859	I	3,000	Biomedical Research and Research Training	11001041-052	Purdue University	
93.859	I	20,096	Biomedical Research and Research Training	13268SC	Univ Of California-San Francis	
93.859	I	824	Biomedical Research and Research Training	2022-55	University Of Oklahoma	
93.859	I	54,571	Biomedical Research and Research Training	ANI1005	Adamas Nanotechnologies, Inc.	
93.859	I	2,403	Biomedical Research and Research Training	GB10488. PO #2173182	Univ Of Virginia	
93.865	D	1,683,616	Child Health and Human Development Extramural Research			
93.865	I	126,791	Child Health and Human Development Extramural Research	2020-0928	Palkous Therapeutics Inc.	
93.865	I	167,462	Child Health and Human Development Extramural Research	A03-1205	Duke University	
93.865	I	8,812	Child Health and Human Development Extramural Research	A031468	Duke University	
93.865	I	89,083	Child Health and Human Development Extramural Research	M2102467	Texas A&M University	
93.866	D	459,367	Aging Research			
93.866	I	(699)	Aging Research	2014-1244	Doty Scientific, Inc.	
93.866	I	19,417	Aging Research	412557-19071	Virginia Polytechnic Institute and State University	
93.866	I	(383)	Aging Research	432102-19071	Virginia Polytechnic Institute and State University	
93.866	I	2,781	Aging Research	500729-78050	Northeastern University	
93.866	I	21,714	Aging Research	571259	Univ Of Pennsylvania	
93.866	I	154,544	Aging Research	583547 PO#4762135	Univ Of Pennsylvania	
93.866	I	(838)	Aging Research	9SB1AG059313	Cytex Therapeutics, Inc	
93.866	I	77,276	Aging Research	A034122	Duke University	
93.867	I	1,277	Vision Research	2018-2386	Retinal Care	
93.867	I	52,896	Vision Research	2019-1724	Biomarck Pharmaceuticals	
93.867	I	27,030	Vision Research	2020-0615	Retinal Care	
93.867	I	75,667	Vision Research	2021-1818	Retinal Care	
93.876	D	197,635	Antimicrobial Resistance Surveillance in Retail Food Specimens			
93.879	D	252,707	Medical Library Assistance			
93.958	I	14,340	Block Grants for Community Mental Health Services	3770303	State Of Rhode Island	
93.959	I	188,565	Block Grants for Prevention and Treatment of Substance Abuse	UTA21-000032	University Of Texas - Austin	
93.RD	D	23,531	U. S. Department of Health and Human Services			21IPA2116240
93.RD	D	48,520	U. S. Department of Health and Human Services			75D30121C11587
93.RD	D	2,169	U. S. Department of Health and Human Services			75F40119P10174
93.RD	D	203,376	U. S. Department of Health and Human Services			75F40121C00065
93.RD	D	35,914	U. S. Department of Health and Human Services			75F40121C00123
93.RD	D	9,702	U. S. Department of Health and Human Services			HHSF2232018100261
93.RD	I	7,250	U. S. Department of Health and Human Services	2020-1071	Eyedes Biosciences, LLC	2020-1071 1R41EY029185-01
93.RD	I	143,331	U. S. Department of Health and Human Services	2021-0254	Centers for Disease Control & Prevention	75D30121C10186
93.RD	I	331,787	U. S. Department of Health and Human Services	2021-0255	Centers for Disease Control & Prevention	75D30121C10561
93.RD	I	73,324	U. S. Department of Health and Human Services	2021-0481	Food & Drug Administration	75F40120C00124
93.RD	I	138,823	U. S. Department of Health and Human Services	2021-0864	Ramona Optics	2R44OD024879-04
93.RD	I	67,633	U. S. Department of Health and Human Services	24-312-0213618-66189L	RTI International	GS-10F-0097L
93.RD	I	17,260	U. S. Department of Health and Human Services	ILS210810	Intergrated Laboratory Systems	HHSN273201500010C
93.RD	I	72,761	U. S. Department of Health and Human Services	SUB00002741-3U	Univ Of Georgia	75N33019C00052
93.RD	I	99,383	U. S. Department of Health and Human Services	UWSC10535 BPO#32122	Univ Of Washington	HHSN272201800008C AM 4
93.RD	I	(153)	U. S. Department of Health and Human Services	UWSC10535 BPO#32122	Univ Of Washington	HHSN272201800008C/UWSC10535 BPO#32122
93.U05	D	12,365	U. S. Department of Health and Human Services			22IPA2211283
93.U06	I	30,064	U. S. Department of Health and Human Services	2021-0022	Centers for Disease Control & Prevention	20IPA2014151
94.006	I	(1,560)	AmeriCorps	2019-3079	College Advising Corps	
94.006	I	353,963	AmeriCorps	21AFHNC0010003	NC Commission Volunteerism & Community Service	
97.044	D	594,745	Assistance to Firefighters Grant			
97.044	I	276,172	Assistance to Firefighters Grant	5182	Fire Protection Research Fdn.	
97.044	I	97,854	Assistance to Firefighters Grant	EMW-2019-FP-00944	Wildfire Conservancy	
97.044	I	42,845	Assistance to Firefighters Grant	R000002506	Florida State University	
98.001	I	14,785	USAID Foreign Assistance for Programs Overseas	2000010566	National Academy Of Sciences	
98.001	I	1,792	USAID Foreign Assistance for Programs Overseas	451375-19071	Virginia Polytechnic Institute and State University	
98.001	I	18,790	USAID Foreign Assistance for Programs Overseas	A00-0864-S011	Kansas State University	
98.001	I	68,306	USAID Foreign Assistance for Programs Overseas	SUB00001921	Board Reg Univ System Georgia	
98.RD	I	4,172	U. S. Agency for International Development	2000007142	National Academy Of Sciences	AID-263-A-15-00002
98.RD	I	149,806	U. S. Agency for International Development	SUB00001966	Univ Of Georgia	7200AA18CA00003
98.RD	I	47,525	U. S. Agency for International Development	SUB000002085	Univ Of Georgia	7200AA18CA00003
98.U01	I	(25)	U. S. Agency for International Development	RC102095BHEARD-MALAWI	Michigan State University	2015-1922
		<u>460,089,545</u>	Total - North Carolina State University			

**University of North Carolina System Office**

21.027	D	4,712,931	COVID-19 - Coronavirus State and Local Fiscal Recovery Funds
45.024	D	40,000	Promotion of the Arts Grants to Organizations and Individuals

**SCHEDULE OF EXPENDITURES OF FEDERAL AWARDS (BY STATE AGENCY)**

For the Fiscal Year Ended June 30, 2022

Federal ALN	Direct/ Indirect	Program Expenditures	ALN Program Title	Pass-Through Entity Number	Pass-Through Entity Name	Additional Award Information
64.124	D	348,004	All-Volunteer Force Educational Assistance			
84.305T	D	31,976	Transformative Research in the Education Sciences			
84.334	D	3,256,460	Gaining Early Awareness and Readiness for Undergraduate Programs			
		<u>8,389,371</u>	Total - University of North Carolina System Office			
<b>University of North Carolina at Asheville</b>						
10.652	D	149,592	Forestry Research			
10.664	D	47,387	Cooperative Forestry Assistance			
11.431	I	68,264	Climate and Atmospheric Research	GS-00F-0003S	Harmonic International	
15.650	D	7,111	Research Grants (Generic)			
15.657	D	6,468	Endangered Species Recovery Implementation			
15.808	D	7,990	U.S. Geological Survey Research and Data Collection			
21.019	D	973,395	COVID-19 - Coronavirus Relief Fund			
43.001	I	7,253	Science	HST-GO-16242.003-A	Space Telescope Science Institute	
43.001	I	1,731	Science	HST-GO-16259.014-A	Space Telescope Science Institute	
43.001	I	22,623	Science	MA1712	Univ of Hawaii	
45.161	D	53,871	Promotion of the Humanities Research			
47.049	D	101,392	Mathematical and Physical Sciences			
47.050	D	51,744	Geosciences			
47.070	D	5,062	Computer and Information Science and Engineering			
47.070	I	13,636	Computer and Information Science and Engineering	SUB00001775	Univ of Georgia	
47.076	D	207,616	Education and Human Resources			
84.007	D	115,553	Federal Supplemental Educational Opportunity Grants			
84.033	D	83,869	Federal Work-Study Program			
84.038	D	769,323	Federal Perkins Loan Program Federal Capital Contributions			
84.063	D	5,372,657	Federal Pell Grant Program			
84.268	D	10,258,261	Federal Direct Student Loans			
84.417	D	3,062	Directed Grants and Awards			
84.425E	D	3,036,135	COVID-19 - Education Stabilization Fund - Higher Education Emergency Relief Fund (HEERF) Student Aid Portion			
84.425F	D	1,877,517	COVID-19 - Education Stabilization Fund - Higher Education Emergency Relief Fund (HEERF) Institutional Aid Portion			
93.048	D	184,893	Special Programs for the Aging, Title IV, and Title II, Discretionary Projects			
93.286	I	270,134	Discovery and Applied Research for Technological Innovations to Improve Human Health	SUB # KK1944	Univ of California at Santa Barbara	
93.734	D	495,578	Empowering Older Adults and Adults with Disabilities through Chronic Disease Self-Management Education Programs – financed by Prevention and Public Health Funds (PPHF)			
93.855	D	106,902	Allergy and Infectious Diseases Research			
93.859	D	59,637	Biomedical Research and Research Training			
93.945	D	279,565	Assistance Programs for Chronic Disease Prevention and Control			
		<u>24,638,221</u>	Total - University of North Carolina at Asheville			
<b>University of North Carolina at Chapel Hill</b>						
08.RD	D	(957)	U. S. Peace Corps			A07-0328-001
08.RD	D	334	U. S. Peace Corps			A11-0191-001
08.RD	D	221	U. S. Peace Corps			A12-0237-001
10.215	I	7,244	Sustainable Agriculture Research and Education	SUB00002765	University of Georgia	
10.310	D	590,239	Agriculture and Food Research Initiative (AFRI)			
10.351	D	288,544	Rural Business Development Grant			
10.500	I	45	Cooperative Extension Service	A004160403	University of Minnesota	
10.500	I	4,640	Cooperative Extension Service	F9000067402026	Purdue University	
10.500	I	(66)	Cooperative Extension Service	RE580-377/4940526	University of Georgia	
10.533	D	86,864	SNAP-Ed Toolkit			
10.561	I	26,345	State Administrative Matching Grants for the Supplemental Nutrition Assistance Program	N/A	The Curators of the University of Missouri	
10.RD	D	1	U. S. Department of Agriculture			A13-0533-001
10.RD	D	287	U. S. Department of Agriculture			A16-1660-001
10.RD	D	470	U. S. Department of Agriculture			A17-1403-001
10.RD	D	16,237	U. S. Department of Agriculture			A19-0197-001
10.RD	I	484	U. S. Department of Agriculture	5042442	Chapel Hill-Carrboro City Schools	A14-1252-001
11.012	D	209,915	Integrated Ocean Observing System (IOOS)			
11.012	I	23,402	Integrated Ocean Observing System (IOOS)	204290UNC	University of Notre Dame	
11.012	I	(528)	Integrated Ocean Observing System (IOOS)	IOOS.11(033)UNCCH.HS	SECOORA Program	



**SCHEDULE OF EXPENDITURES OF FEDERAL AWARDS (BY STATE AGENCY)**

For the Fiscal Year Ended June 30, 2022

Federal ALN	Direct/ Indirect	Program Expenditures	ALN Program Title	Pass-Through Entity Number	Pass-Through Entity Name	Additional Award Information
11.012	I	33,404	Integrated Ocean Observing System (IOOS)	IOOS.16(028)UNCCH.HS	SECOORA Program	
11.012	I	183,468	Integrated Ocean Observing System (IOOS)	IOOS.21(097)UNCCH.BB	SECOORA Program	
11.012	I	57,485	Integrated Ocean Observing System (IOOS)	IOOS.21(097)UNCCH.HS	SECOORA Program	
11.022	I	8,330	Bipartisan Budget Act of 2018	IOOS.19(191)UNCCH.HS	SECOORA Program	
11.303	D	116,777	Economic Development Technical Assistance			
11.307	D	447,190	Economic Adjustment Assistance			
11.419	I	60,308	Coastal Zone Management Administration Awards	290550B	University of Oregon	
11.431	D	17,362	Climate and Atmospheric Research			
11.431	I	70,061	Climate and Atmospheric Research	17-3250/PO2000030010	University of South Carolina (USC)	
11.478	D	176,148	Center for Sponsored Coastal Ocean Research Coastal Ocean Program			
11.RD	D	33,114	U. S. Department of Commerce			A17-0434-001
11.RD	D	38,323	U. S. Department of Commerce			A17-0434-009
11.RD	D	43,490	U. S. Department of Commerce			A20-1006-001
11.RD	D	514,722	U. S. Department of Commerce			A21-1366-001
12.006	D	510,707	National Defense Education Program			
12.300	D	1,574,762	Basic and Applied Scientific Research			
12.300	I	212,891	Basic and Applied Scientific Research	2020-010-01-UNC1/ N0	IHMC Florida Institute of Human and Mach	
12.300	I	(54)	Basic and Applied Scientific Research	2020-015-01-UNC1/ N0	IHMC Florida Institute of Human and Mach	
12.300	I	7,623	Basic and Applied Scientific Research	2020-018-01-UNC1	IHMC Florida Institute of Human and Mach	
12.300	I	97,590	Basic and Applied Scientific Research	313-0855	Duke University	
12.300	I	109,080	Basic and Applied Scientific Research	A20-0047-S004	Rensselaer Polytechnic Institute (RPI)	
12.300	I	99,535	Basic and Applied Scientific Research	KR 704625	University of California at San Diego	
12.300	I	2,699	Basic and Applied Scientific Research	UNC-2295	National Marine Mammal Foundation	
12.351	D	254,887	Scientific Research - Combating Weapons of Mass Destruction			
12.351	I	186,041	Scientific Research - Combating Weapons of Mass Destruction	60071490-GR115753	Ohio State University	
12.351	I	199,249	Scientific Research - Combating Weapons of Mass Destruction	SA21-11	Pennsylvania State University	
12.420	D	7,943,929	Military Medical Research and Development			
12.420	I	13,210	Military Medical Research and Development	080-04000-X18601	Thomas Jefferson University	
12.420	I	2,297	Military Medical Research and Development	10048596-02/POU00026	University of Utah	
12.420	I	149,122	Military Medical Research and Development	237271	Massachusetts General Hospital	
12.420	I	20,845	Military Medical Research and Development	309-01	SUNY Buffalo Roswell Park Cancer Institute	
12.420	I	462	Military Medical Research and Development	313-0474	Duke University	
12.420	I	88,720	Military Medical Research and Development	3130817	Duke University	
12.420	I	(137)	Military Medical Research and Development	3139703	Duke University	
12.420	I	56,686	Military Medical Research and Development	3150/ 855506	Henry M Jackson Foundation	
12.420	I	57,393	Military Medical Research and Development	3200002668-19-039 7	University of Kentucky (UK)	
12.420	I	13,734	Military Medical Research and Development	5514 PO 1006864	Henry M Jackson Foundation	
12.420	I	2,933	Military Medical Research and Development	60056923 UNC	Northwestern University	
12.420	I	25,332	Military Medical Research and Development	CVRE-04	Minnesota Veterans Medical Research and Education Foundation	
12.420	I	18,673	Military Medical Research and Development	GMO201204/PO 0000019	University of Texas Southwestern Medical	
12.420	I	36,546	Military Medical Research and Development	PO 7000001303	Baylor University College of Medicine	
12.420	I	228	Military Medical Research and Development	S-001903.01.UNC	Applied Research Associates, Inc.	
12.420	I	(1)	Military Medical Research and Development	S-10495-01	Geneva Foundation	
12.420	I	147,666	Military Medical Research and Development	SUB00000106-UNC PO	University of Massachusetts Medical School	
12.420	I	108,582	Military Medical Research and Development	SUB000002485	University of Georgia	
12.420	I	106,107	Military Medical Research and Development	VUMC83140	Vanderbilt University Medical Center	
12.420	I	(1,318)	Military Medical Research and Development	W81XWH-14-2-0151	Medical College of Wisconsin	
12.420	I	258	Military Medical Research and Development	WUHS 110627	Wake Forest University Health Sciences	
12.420	I	151,324	Military Medical Research and Development	Z3C00010 0011340322	University of Kansas Medical Center	
12.431	D	578,533	Basic Scientific Research			
12.431	I	5,214	Basic Scientific Research	313-1087	Duke University	
12.431	I	25,047	Basic Scientific Research	574211	Trustees of the Univ. of Pennsylvania	
12.550	I	63,139	The Language Flagship Grants to Institutions of Higher Education	0054-UNC-17-SSR-280-	Institute of International Education, Inc	
12.550	I	6,701	The Language Flagship Grants to Institutions of Higher Education	0054-UNC-27-RUS-280-	Institute of International Education, Inc	
12.550	I	319,420	The Language Flagship Grants to Institutions of Higher Education	BOR21-UNC-16-RUS-PO1	Institute of International Education, Inc	
12.630	D	262,674	Basic, Applied, and Advanced Research in Science and Engineering			
12.630	I	86,550	Basic, Applied, and Advanced Research in Science and Engineering	191000.361536.01	Mississippi State University	
12.750	I	(15)	Uniformed Services University Medical Research Projects	2833874	Duke University	
12.750	I	242,240	Uniformed Services University Medical Research Projects	2834917	Duke University	
12.750	I	82,878	Uniformed Services University Medical Research Projects	S-11021-14-01	Geneva Foundation	
12.800	D	877,027	Air Force Defense Research Sciences Program			
12.800	I	65,391	Air Force Defense Research Sciences Program	NB18-21-28	Nano-Bio Materials Consortium (NBMC)	
12.800	I	288,933	Air Force Defense Research Sciences Program	SUB00000437	Princeton University	

**SCHEDULE OF EXPENDITURES OF FEDERAL AWARDS (BY STATE AGENCY)**

For the Fiscal Year Ended June 30, 2022

Federal ALN	Direct/ Indirect	Program Expenditures	ALN Program Title	Pass-Through Entity Number	Pass-Through Entity Name	Additional Award Information
12.910	D	5,974,806	Research and Technology Development			
12.910	I	102,032	Research and Technology Development	04702-UNC	University of Akron	
12.910	I	814,689	Research and Technology Development	11542SC	University of California at San Francisco	
12.910	I	240,827	Research and Technology Development	UWSC11456/BPO 43409	University of Washington	
12.RD	D	(322)	U. S. Department of Defense			A12-0722-001
12.RD	D	22	U. S. Department of Defense			A14-0166-001
12.RD	D	(2)	U. S. Department of Defense			A17-0220-001
12.RD	D	596,741	U. S. Department of Defense			A17-1205-001
12.RD	D	21,601	U. S. Department of Defense			A19-1486-001
12.RD	D	147,324	U. S. Department of Defense			A19-1624-001
12.RD	D	394,359	U. S. Department of Defense			A20-0940-001
12.RD	D	72,473	U. S. Department of Defense			A20-1350-001
12.RD	D	25,038	U. S. Department of Defense			A21-0018-002
12.RD	D	225,358	U. S. Department of Defense			A22-0058-001
12.RD	D	20,492	U. S. Department of Defense			A22-1092-001
12.RD	I	3,400	U. S. Department of Defense	N/A	Impulsonic Inc	A13-1115-001
12.RD	I	40,152	U. S. Department of Defense	N/A	Perotech, Inc.	A22-1233-001
12.RD	I	(320)	U. S. Department of Defense	N/A	Serco, Inc.	A09-1105-001
12.RD	I	42,822	U. S. Department of Defense	1-312-0218234-66654L	Research Triangle Institute (RTI International)	A21-1753-001
12.RD	I	100	U. S. Department of Defense	166125	Duke University Medical Center	A10-0807-001
12.RD	I	2,512,753	U. S. Department of Defense	1909-005	Medical CBRN Defense Consortium (MCDC)	A20-0490-001
12.RD	I	36,673	U. S. Department of Defense	21-3517	Clearsens, Inc.	A21-1358-001
12.RD	I	25,174	U. S. Department of Defense	313-0868	Duke University	A18-1565-001
12.RD	I	211,538	U. S. Department of Defense	3130816	Duke University	A18-1436-001
12.RD	I	65,477	U. S. Department of Defense	5665/1013623/66062	Henry M Jackson Foundation	A21-1396-001
12.RD	I	3,304	U. S. Department of Defense	86956	Creare, Inc.	A17-0988-001
12.RD	I	11,765	U. S. Department of Defense	9735-1 A10014	International AIDS Vaccine Initiative	A21-1743-001
12.RD	I	116,293	U. S. Department of Defense	AWD-101187-G1/PO-500	Georgia Institute of Technology Research	A17-0825-001
12.RD	I	59,998	U. S. Department of Defense	K003054-00-S01	Kitware, Inc.	A20-1682-001
12.RD	I	14,696	U. S. Department of Defense	N6833520C0390 -01	Perotech, Inc.	A21-0511-002
12.RD	I	42,442	U. S. Department of Defense	UNC-22-S-003	Woolpert, Inc.	A22-1136-001
12.RD	I	10,105	U. S. Department of Defense	Z117/UNC	Zymeron Corporation	A21-0466-001
13.RD	D	78,977	U.S. Central Intelligence Agency			A16-0697-001
13.RD	I	46,961	U.S. Central Intelligence Agency	202356/PO#P0057072	Florida Institute of Technology	A18-1486-001
14.218	I	2	Community Development Block Grants/Entitlement Grants	19-4538	City of Jacksonville	
14.506	D	161,085	General Research and Technology Activity			
12.810	D	13,266	National Cooperative Geologic Mapping			
15.945	D	104,208	Cooperative Research and Training Programs – Resources of the National Park System			
15.RD	D	(750)	U. S. Department of Interior			A07-1167-001
16.026	D	226,685	OVW Research and Evaluation Program			
16.320	I	14,814	Services for Trafficking Victims	N/A	Restore NYC	
16.560	D	365,729	National Institute of Justice Research, Evaluation, and Development Project Grants			
16.560	I	(2,924)	National Institute of Justice Research, Evaluation, and Development Project Grants	UNC-80	IRIS Media, Inc.	
16.745	D	270,280	Criminal and Juvenile Justice and Mental Health Collaboration Program			
16.812	I	31,342	Second Chance Act Reentry Initiative	N/A	Durham County	
16.812	I	23,023	Second Chance Act Reentry Initiative	2018-RFK-NRC-001	Robert F. Kennedy Children's Action Corps	
16.827	I	70,151	Justice Reinvestment Initiative	N/A	Nebraska Administrative Office of the Co	
19.040	I	79,572	Public Diplomacy Programs	701UNC	Making Cents International	
19.415	I	485	Professional and Cultural Exchange Programs - Citizen Exchanges	022-0012-0040-01	Meridian International Center	
19.415	I	19,958	Professional and Cultural Exchange Programs - Citizen Exchanges	A156-1	Meridian International Center	
20.109	D	354,667	Air Transportation Centers of Excellence			
20.200	D	858,982	Highway Research and Development Program			
20.200	I	89,144	Highway Research and Development Program	HR 03-139	National Academy of Sciences	
20.200	I	22,160	Highway Research and Development Program	HR 17-93 SUB0001359	National Academy of Sciences	
20.200	I	101,051	Highway Research and Development Program	HR 17-95 SUB0001528	National Academy of Sciences	
20.200	I	103,703	Highway Research and Development Program	HR 22-47 - UNIT #905	National Academy of Sciences	
20.200	I	35,582	Highway Research and Development Program	M1902513	Texas Transportation Institute	
20.200	I	79,404	Highway Research and Development Program	SUB0001737 UNIT 905	National Academy of Sciences	
20.205	I	55,253	Highway Planning and Construction	N/A	HDR Engineering, Inc. , Minnesota	
20.215	D	5,740	Highway Training and Education			
20.505	I	11,703	Metropolitan Transportation Planning and State and Non-Metropolitan Planning and Research	3006717902 SUBK000	University of Michigan Board of Regents	
20.514	I	41,047	Public Transportation Research, Technical Assistance, and Training	TCRP B-46 / PO# SUB0	National Academy of Sciences	

**SCHEDULE OF EXPENDITURES OF FEDERAL AWARDS (BY STATE AGENCY)**

For the Fiscal Year Ended June 30, 2022

Federal ALN	Direct/ Indirect	Program Expenditures	ALN Program Title	Pass-Through Entity Number	Pass-Through Entity Name	Additional Award Information
20.614	I	181,584	National Highway Traffic Safety Administration (NHTSA) Discretionary Safety Grants and Cooperative Agreements	SUB0001537	BTS-10	National Academy of Sciences
20.701	D	2,401,076	University Transportation Centers Program			
20.701	I	421,615	University Transportation Centers Program	UFDSP00011676		University of Florida
20.RD	D	230,129	U. S. Department of Transportation			A18-0228-001
20.RD	D	62,679	U. S. Department of Transportation			A18-0228-007
20.RD	D	59,724	U. S. Department of Transportation			A18-0228-008
20.RD	D	907	U. S. Department of Transportation			A20-0997-001
20.RD	I	6,595	U. S. Department of Transportation	N/A		Dunlap and Associates, Inc.
20.RD	I	11	U. S. Department of Transportation	N/A		Mississippi Department of Archives and History
20.RD	I	631	U. S. Department of Transportation	N/A		Vanasse Hangen Brustlin, (VHB) Inc.
20.RD	I	72,134	U. S. Department of Transportation	2021-DOT-10206		2M Research
20.RD	I	27,723	U. S. Department of Transportation	21-03.01		Institute of Transportation Engineers
20.RD	I	4	U. S. Department of Transportation	38049-01		Vanasse Hangen Brustlin, (VHB) Inc.
20.RD	I	(14,138)	U. S. Department of Transportation	38541-15		Vanasse Hangen Brustlin, (VHB) Inc.
20.RD	I	18,123	U. S. Department of Transportation	38617-23		Vanasse Hangen Brustlin, (VHB) Inc.
20.RD	I	30,935	U. S. Department of Transportation	693JJ319F000371		Cadmus Group
20.RD	I	99,218	U. S. Department of Transportation	693JJ321F000044	395	Vanasse Hangen Brustlin, (VHB) Inc.
20.RD	I	21,399	U. S. Department of Transportation	693JJ321F000296/ 395		Vanasse Hangen Brustlin, (VHB) Inc.
20.RD	I	14,109	U. S. Department of Transportation	693JJ321F000400		Cadmus Group
20.RD	I	11,158	U. S. Department of Transportation	693JJ321F000421		Cadmus Group
20.RD	I	42,108	U. S. Department of Transportation	HR 17-72		National Academy of Sciences
21.027	D	18,255,710	COVID-19 - Coronavirus State and Local Fiscal Recovery Funds			
43.001	D	955,021	Science			
43.001	I	21,845	Science	1561168	1001566410	University of Colorado at Boulder
43.001	I	2,840	Science	GO1-22089B		Harvard University Smithsonian Center for Astrophysics
43.001	I	113,652	Science	UWSC11155 / POBP4011		University of Washington
43.003	I	(32,960)	Exploration	SUB00002483		University of Florida
43.008	D	176,696	Office of Stem Engagement (OSTEM)			
43.008	I	141,269	Office of Stem Engagement (OSTEM)	H008119101/CON 82164		University of Minnesota Board of Regents
43.RD	D	874	U. S. National Aeronautics and Space Administration			A17-1015-001
43.RD	D	289,622	U. S. National Aeronautics and Space Administration			A18-1142-001
43.RD	D	58,662	U. S. National Aeronautics and Space Administration			A19-0743-001
43.RD	D	25,730	U. S. National Aeronautics and Space Administration			A20-0338-001
43.RD	D	6,060	U. S. National Aeronautics and Space Administration			A21-0169-001
43.RD	I	135	U. S. National Aeronautics and Space Administration	1472126		California Institute of Technology (CalT)
43.RD	I	73	U. S. National Aeronautics and Space Administration	1472138		California Institute of Technology (CalT)
43.RD	I	26,956	U. S. National Aeronautics and Space Administration	HST-AR-16128.001-A		Space Telescope Science Institute
43.RD	I	1,149	U. S. National Aeronautics and Space Administration	HST-GO-15651.008-A		Space Telescope Science Institute
45.024	D	32,595	Promotion of the Arts Grants to Organizations and Individuals			
45.024	I	23,913	Promotion of the Arts Grants to Organizations and Individuals	00026692		Arts Midwest
45.024	I	4,487	Promotion of the Arts Grants to Organizations and Individuals	912		Arts Midwest
45.160	D	37,387	Promotion of the Humanities Fellowships and Stipends			
45.161	I	12	Promotion of the Humanities Research	N/A		City of Chicago Newberry Library
45.169	D	(48)	Promotion of the Humanities Office of Digital Humanities			
45.301	D	(302)	Museums for America			
45.312	D	74,342	National Leadership Grants			
45.313	D	67,785	Laura Bush 21st Century Librarian Program			
45.313	I	6,204	Laura Bush 21st Century Librarian Program	GR106937(CON-8000183		Yale University
45.RD	D	13,503	U. S. Federal Council on the Arts and the Humanities			A21-0314-001
45.RD	D	21,019	U. S. Federal Council on the Arts and the Humanities			A22-0166-001
47.041	D	1,715,107	Engineering			
47.041	I	(591)	Engineering	N/A		Impulsonic Inc
47.041	I	20,879	Engineering	N/A		Oncurie, LLC
47.041	I	604	Engineering	N/A		Sonovoi, LLC
47.041	I	(721)	Engineering	N/A		Texas A&M University
47.041	I	13,815	Engineering	1047550-Z3822202		University of Maryland at College Park
47.041	I	42,398	Engineering	19-5475		Triangle Biotechnology, Inc.
47.041	I	11,942	Engineering	2014972		Mizar Imaging, LLC
47.041	I	36,211	Engineering	8794 - PO0280990		Indiana University at Bloomington
47.041	I	22,879	Engineering	M2000937		Texas A&M University
47.049	D	9,535,570	Mathematical and Physical Sciences			
47.049	I	79,142	Mathematical and Physical Sciences	0980 G YA650		University of California at Los Angeles
47.049	I	1,252	Mathematical and Physical Sciences	25-0521-0184-038		University of Nebraska at Lincoln

**SCHEDULE OF EXPENDITURES OF FEDERAL AWARDS (BY STATE AGENCY)**

For the Fiscal Year Ended June 30, 2022

Federal ALN	Direct/ Indirect	Program Expenditures	ALN Program Title	Pass-Through Entity Number	Pass-Through Entity Name	Additional Award Information
47.049	I	150,386	Mathematical and Physical Sciences	480504-19467	Virginia Tech	
47.049	I	424	Mathematical and Physical Sciences	61-2482NC	Michigan State University	
47.049	I	32,678	Mathematical and Physical Sciences	SUB00000134/ UR FAO	University of Rochester	
47.050	D	3,570,969	Geosciences			
47.050	I	67,990	Geosciences	10010192-UNC06	Bowling Green State University	
47.050	I	2,905	Geosciences	103(GG009393)	Columbia University	
47.050	I	17,985	Geosciences	103B(GG009393-04)	Columbia University	
47.050	I	51,089	Geosciences	1849458-19-01	Consortium of Universities for the Advan	
47.050	I	58,193	Geosciences	2012893-21-1	Consortium of Universities for the Advan	
47.050	I	560	Geosciences	48709463	University of Southern California (USC)	
47.050	I	20,017	Geosciences	84865000	Woods Hole Oceanographic Institution	
47.050	I	3,503	Geosciences	A19-0255-S001	University of Alabama	
47.050	I	(519)	Geosciences	G03587/2 GG002806	Columbia University	
47.050	I	18,588	Geosciences	PO 5199836 AWD-00286	Georgia Institute of Technology	
47.050	I	161,785	Geosciences	S1974A-B	Oregon State University	
47.050	I	73,193	Geosciences	SUBK00010849/PO30054	University of Michigan Ann Arbor	
47.050	I	(2,268)	Geosciences	Y83238	University of Southern California (USC)	
47.070	D	9,309,946	Computer and Information Science and Engineering			
47.070	I	194,891	Computer and Information Science and Engineering	000341	Florida International University	
47.070	I	67,601	Computer and Information Science and Engineering	078343-18615	University of Illinois at Urbana-Champaign	
47.070	I	78,116	Computer and Information Science and Engineering	110291995	University of Southern California (USC)	
47.070	I	(4,691)	Computer and Information Science and Engineering	1872/PO# 9500011221	Raytheon Company	
47.070	I	48,884	Computer and Information Science and Engineering	1905-206-2011806	Clemson University	
47.070	I	89,610	Computer and Information Science and Engineering	20-015757-B-00	University of Massachusetts at Amherst	
47.070	I	58,144	Computer and Information Science and Engineering	2021CIF-UNORTHCAROLI	Computing Research Association (CRA)	
47.070	I	49,126	Computer and Information Science and Engineering	333-2786	Duke University	
47.070	I	7,387	Computer and Information Science and Engineering	800004907-04UG/80001	Florida International University	
47.070	I	75,579	Computer and Information Science and Engineering	85964/1156684	State University of New York (SUNY)	
47.070	I	224,165	Computer and Information Science and Engineering	SCON-00002667	University of Southern California (USC)	
47.070	I	74,102	Computer and Information Science and Engineering	SPC-1000005796/GR125	Ohio State University	
47.070	I	2	Computer and Information Science and Engineering	TASK ORDER 3	Platforms for Advanced Wireless Research	
47.070	I	51,378	Computer and Information Science and Engineering	Task 5	Platforms for Advanced Wireless Research	
47.070	I	55,577	Computer and Information Science and Engineering	Task Order 2	Platforms for Advanced Wireless Research	
47.070	I	5,333	Computer and Information Science and Engineering	Task Order 4	Platforms for Advanced Wireless Research	
47.074	D	5,173,946	Biological Sciences			
47.074	I	237	Biological Sciences	10-NSF-1060	Duke University	
47.074	I	2,426	Biological Sciences	4500002542	Boston University	
47.074	I	113,811	Biological Sciences	52570414	Cold Spring Harbor Laboratory	
47.074	I	5,885	Biological Sciences	AWD00003769 (012620-	University of Pittsburgh	
47.074	I	45,803	Biological Sciences	C00073522-2	University of Missouri at Columbia	
47.074	I	122,229	Biological Sciences	GA11374 / PO #210782	University of Virginia	
47.074	I	6,786	Biological Sciences	R1041544	SUNY at Buffalo	
47.074	I	103,653	Biological Sciences	R1285	Dartmouth College	
47.074	I	33,520	Biological Sciences	S5456 PO637616	Massachusetts Institute of Technology (MIT)	
47.075	D	2,137,171	Social, Behavioral, and Economic Sciences			
47.075	I	275	Social, Behavioral, and Economic Sciences	10321092-SUB	University of California at San Diego	
47.075	I	44,510	Social, Behavioral, and Economic Sciences	2021-2	American Bar Foundation	
47.076	D	6,100,219	Education and Human Resources			
47.076	I	25,294	Education and Human Resources	011699-0004	University of Cincinnati	
47.076	I	37,241	Education and Human Resources	19-GR08682-00	University of Nevada at Las Vegas	
47.076	I	76,570	Education and Human Resources	8795-UNC PO 0292538	Trustees of Indiana University	
47.076	I	8,122	Education and Human Resources	8915_UNC PO 0371529	Trustees of Indiana University	
47.076	I	54,940	Education and Human Resources	B001025548	University of Massachusetts at Boston	
47.079	D	687,589	Office of International Science and Engineering			
47.079	I	31,588	Office of International Science and Engineering	0000001036	University of Wisconsin	
47.079	I	154,735	Office of International Science and Engineering	UP1700296-UNC1	University of South Dakota	
47.083	D	486,986	Integrative Activities			
47.083	I	104,186	Integrative Activities	S5529 PO 675262	Massachusetts Institute of Technology (MIT)	
47.RD	D	6	U. S. National Science Foundation			A13-1148-001
47.RD	D	74,978	U. S. National Science Foundation			A21-1041-001
47.RD	D	70,351	U. S. National Science Foundation			A21-1041-002
59.075	D	2,983,903	Shuttered Venue Operators Grant Program			
64.RD	D	27	U. S. Department of Veterans Affairs			A14-0351-001
64.RD	D	18,302	U. S. Department of Veterans Affairs			A17-1561-003

**SCHEDULE OF EXPENDITURES OF FEDERAL AWARDS (BY STATE AGENCY)**

For the Fiscal Year Ended June 30, 2022

Federal ALN	Direct/ Indirect	Program Expenditures	ALN Program Title	Pass-Through Entity Number	Pass-Through Entity Name	Additional Award Information
64.RD	D	18,926	U. S. Department of Veterans Affairs			A17-1562-003
64.RD	D	7,409	U. S. Department of Veterans Affairs			A17-1563-003
64.RD	D	13,783	U. S. Department of Veterans Affairs			A17-1722-003
64.RD	D	10,155	U. S. Department of Veterans Affairs			A21-1259-001
64.RD	D	162,884	U. S. Department of Veterans Affairs			A21-1597-001
64.RD	D	148,427	U. S. Department of Veterans Affairs			A21-1693-001
64.RD	D	110,559	U. S. Department of Veterans Affairs			A22-0371-001
66.034	I	6,622	Surveys, Studies, Research, Investigations, Demonstrations, and Special Purpose Activities Relating to the Clean Air Act	0691	Northeast States for Coordinated Air Use	
66.129	I	26,442	Southeast New England Coastal Watershed Restoration	SNEP1-10	University of Southern Maine	
66.203	D	289,609	Environmental Finance Center Grants			
66.424	D	811,640	Surveys, Studies, Investigations, Demonstrations, and Training Grants - Section 1442 of the Safe Drinking Water Act			
66.424	I	156,748	Surveys, Studies, Investigations, Demonstrations, and Training Grants - Section 1442 of the Safe Drinking Water Act	281131-871T	University of New Mexico at Albuquerque	
66.436	I	23,206	Surveys, Studies, Investigations, Demonstrations, and Training Grants and Cooperative Agreements - Section 104(b)(3) of the Clean Water Act	281132-871T	University of New Mexico Board of Regent	
66.468	I	32,601	Capitalization Grants for Drinking Water State Revolving Funds	40976	Vermont Department of Environmental Cons	
66.468	I	20,248	Capitalization Grants for Drinking Water State Revolving Funds	C2259003	Alabama Department of Environmental Mana	
66.500	I	(653)	Environmental Protection – Consolidated Research Grants	4902-RFA10-1/11-3	Health Effects Institute	
66.509	D	142,226	Science To Achieve Results (STAR) Research Program			
66.509	I	4,095	Science To Achieve Results (STAR) Research Program	8792	Indiana University at Bloomington	
66.511	D	1,675,837	Office of Research and Development Consolidated Research/Training/Fellowships			
66.514	D	(213)	Science To Achieve Results (STAR) Fellowship Program			
66.608	D	31,521	Environmental Information Exchange Network Grant Program and Related Assistance			
66.RD	D	33	U. S. Environmental Protection Agency			A12-0972-001
66.RD	D	68,999	U. S. Environmental Protection Agency			A13-0473-001
66.RD	D	92	U. S. Environmental Protection Agency			A15-0709-033
66.RD	D	5,448	U. S. Environmental Protection Agency			A16-1709-025
66.RD	D	563,150	U. S. Environmental Protection Agency			A16-1709-034
66.RD	D	281,104	U. S. Environmental Protection Agency			A21-1056-001
66.RD	D	2,046,240	U. S. Environmental Protection Agency			A21-1056-006
66.RD	D	192,346	U. S. Environmental Protection Agency			A22-0476-001
66.RD	D	7,556	U. S. Environmental Protection Agency			A22-0476-002
66.RD	D	78,114	U. S. Environmental Protection Agency			A22-0476-003
66.RD	D	64,159	U. S. Environmental Protection Agency			A22-0476-004
66.RD	D	3,264	U. S. Environmental Protection Agency			A22-0476-008
66.RD	I	9,962	U. S. Environmental Protection Agency	N/A	Northeast States for Coordinated Air Use	A20-1637-001
66.RD	I	10,797	U. S. Environmental Protection Agency	PO RI007237	University of Dayton Research Institute	A22-1169-001
66.RD	I	7,440	U. S. Environmental Protection Agency	PO RI008043	University of Dayton Research Institute	A22-1170-001
66.RD	I	24,083	U. S. Environmental Protection Agency	SA-OAQPS-2021-05 TAS	Tantus Technologies, Inc.	A22-0453-001
81.049	D	10,573,280	Office of Science Financial Assistance Program			
81.049	I	182,355	Office of Science Financial Assistance Program	N/A	Mizar Imaging, LLC	
81.049	I	183,088	Office of Science Financial Assistance Program	25-1215-0123-010	University of Nebraska at Lincoln	
81.049	I	27,326	Office of Science Financial Assistance Program	A18-0368-S001	University of Tennessee at Knoxville	
81.049	I	97,014	Office of Science Financial Assistance Program	OSP33519-02 WA01029	University of Massachusetts Medical School	
81.049	I	158,955	Office of Science Financial Assistance Program	SCON-00002818	University of Southern California (USC)	
81.087	D	621,887	Renewable Energy Research and Development			
81.087	I	71,028	Renewable Energy Research and Development	N/A	Energy Materials Corporation	
81.087	I	38,833	Renewable Energy Research and Development	9527-10	Tandem PV, Inc.	
81.087	I	130,090	Renewable Energy Research and Development	F-2019-13	University of Toledo	
81.087	I	3,933	Renewable Energy Research and Development	G220-22-W9180	Montana State University	
81.089	I	25,424	Fossil Energy Research and Development	UTA19-001226	University of Texas at Austin	
81.113	I	162,016	Defense Nuclear Nonproliferation Research	AWD-000372-G6	Georgia Institute of Technology	
81.RD	D	339,540	U. S. Department of Energy			A19-1215-001
81.RD	D	18,576	U. S. Department of Energy			A20-1496-001
81.RD	D	166,408	U. S. Department of Energy			A21-0431-001
81.RD	D	20,689	U. S. Department of Energy			A22-0940-001
81.RD	I	739	U. S. Department of Energy	N/A	Center for Climate Strategies (CCS)	A10-1490-001
81.RD	I	47,679	U. S. Department of Energy	4000183075	Battelle UT	A21-0558-001
81.RD	I	198,692	U. S. Department of Energy	4000186407	UT-Battelle	A21-1159-001
81.RD	I	138,076	U. S. Department of Energy	4000194697	Battelle UT	A16-0143-001
81.RD	I	37,857	U. S. Department of Energy	N000378504	Honeywell Federal Manufacturing & Technologies, LLC	A21-0700-001
81.RD	I	41,692	U. S. Department of Energy	N000378509	Honeywell Federal Manufacturing & Technologies, LLC	A21-0662-001
81.RD	I	63,069	U. S. Department of Energy	N000427633	Honeywell Federal Manufacturing & Technologies, LLC	A22-0951-001

**SCHEDULE OF EXPENDITURES OF FEDERAL AWARDS (BY STATE AGENCY)**

For the Fiscal Year Ended June 30, 2022

Federal ALN	Direct/ Indirect	Program Expenditures	ALN Program Title	Pass-Through Entity Number	Pass-Through Entity Name	Additional Award Information
81.RD	I	81,517	U. S. Department of Energy	N000427882	Honeywell Federal Manufacturing & Technologies, LLC	A22-0974-001
84.007	D	613,199	Federal Supplemental Educational Opportunity Grants			
84.010	I	78,960	Title I Grants to Local Educational Agencies	N/A	Calhoun Intermediate School District	
84.015	D	2,304,407	National Resource Centers Program for Foreign Language and Area Studies or Foreign Language and International Studies Program and Foreign Language and Area Studies Fellowship Program			
84.015	I	53	National Resource Centers Program for Foreign Language and Area Studies or Foreign Language and International Studies Program and Foreign Language and Area Studies Fellowship Program	12-FLAS-1006	Duke University	
84.022	D	166,297	Overseas Programs - Doctoral Dissertation Research Abroad			
84.027	I	6,106	Special Education Grants to States	11575-03-591009592	Illinois State University	
84.033	D	1,923,339	Federal Work-Study Program			
84.038	D	8,098,361	Federal Perkins Loan Program Federal Capital Contributions			
84.047	D	456,622	TRIO Upward Bound			
84.063	D	22,271,183	Federal Pell Grant Program			
84.129	D	329,723	Rehabilitation Long-Term Training			
84.217	D	269,741	TRIO McNair Post-Baccalaureate Achievement			
84.268	D	187,136,511	Federal Direct Student Loans			
84.305	D	2,715,070	Education Research, Development and Dissemination			
84.305	I	(951)	Education Research, Development and Dissemination	N/A	Pennsylvania State University	
84.305	I	296,136	Education Research, Development and Dissemination	1-312-0218128-66512L	Research Triangle Institute (RTI International)	
84.305	I	37	Education Research, Development and Dissemination	14-ED-1108	Duke University	
84.305	I	9,544	Education Research, Development and Dissemination	24-1714-0132-007	University of Nebraska at Lincoln	
84.305	I	2,049	Education Research, Development and Dissemination	24-1714-0132-008	University of Nebraska at Lincoln	
84.305	I	5,402	Education Research, Development and Dissemination	31653-A220008-S001	American University (AU)	
84.305	I	53,339	Education Research, Development and Dissemination	343-0811	Duke University	
84.305	I	19,418	Education Research, Development and Dissemination	43802	University of Delaware	
84.305	I	3,165	Education Research, Development and Dissemination	581315	Trustees of the Univ. of Pennsylvania	
84.305	I	27,229	Education Research, Development and Dissemination	583399 57898/00	Trustees of the Univ. of Pennsylvania	
84.305	I	24,912	Education Research, Development and Dissemination	58611	University of Delaware	
84.305	I	152,782	Education Research, Development and Dissemination	FY2020-003 M1	University of Kansas Center for Research	
84.305	I	36,414	Education Research, Development and Dissemination	G154.UNC.01	National Opinion Research Center (NORC)	
84.305	I	(1,749)	Education Research, Development and Dissemination	PT108483-SC104563	Virginia Commonwealth University (VCU)	
84.305	I	8,008	Education Research, Development and Dissemination	SUB00003023	University of Florida	
84.323	I	48,151	Special Education - State Personnel Development	20210291	State of Washington Office of Superintendent	
84.324	D	1,130,608	Research in Special Education			
84.324	I	110	Research in Special Education	FY2018-070	University of Kansas Center for Research	
84.324	I	257,284	Research in Special Education	FY2020-057	University of Kansas Center for Research	
84.324	I	176,580	Research in Special Education	SA0000749	San Diego State University (SDSU) Research	
84.325	D	1,190,417	Special Education - Personnel Development to Improve Services and Results for Children with Disabilities			
84.325	I	138,723	Special Education - Personnel Development to Improve Services and Results for Children with Disabilities	UCHC7-127393037-A1	University of Connecticut Health Center	
84.326	D	6,465,791	Special Education Technical Assistance and Dissemination to Improve Services and Results for Children with Disabilities			
84.326	I	165	Special Education Technical Assistance and Dissemination to Improve Services and Results for Children with Disabilities	51-001050	SRI International	
84.326	I	69,578	Special Education Technical Assistance and Dissemination to Improve Services and Results for Children with Disabilities	PO 61511	SRI International	
84.327	D	2,600,020	Special Education Educational Technology Media, and Materials for Individuals with Disabilities			
84.334	I	130,308	Gaining Early Awareness and Readiness for Undergraduate Programs	N/A	Mississippi State University	
84.334	I	845,343	Gaining Early Awareness and Readiness for Undergraduate Programs	N/A	National College Advising Corps	
84.334	I	1,850	Gaining Early Awareness and Readiness for Undergraduate Programs	020753	Mississippi State University	
84.334	I	109,378	Gaining Early Awareness and Readiness for Undergraduate Programs	192500.361293.07	Mississippi State University	
84.336	D	266,073	Teacher Quality Partnership Grants			
84.373	I	764,720	Special Education Technical Assistance on State Data Collection	N/A	SRI International	
84.373	I	24,819	Special Education Technical Assistance on State Data Collection	S-17855	WestEd	
84.373	I	79,186	Special Education Technical Assistance on State Data Collection	S-18649	WestEd	
84.374	I	43,184	Teacher and School Leader Incentive Grants (formerly the Teacher Incentive Fund)	S374A210025	Pitt County Schools	
84.425E	D	26,039,185	COVID-19 - Education Stabilization Fund - Higher Education Emergency Relief Fund (HEERF) Student Aid Portion			
84.425F	D	24,851,629	COVID-19 - Education Stabilization Fund - Higher Education Emergency Relief Fund (HEERF) Institutional Aid Portion			
84.RD	I	59,333	U. S. Department of Education	N/A	RMC Research Corporation	A21-0475-001

**SCHEDULE OF EXPENDITURES OF FEDERAL AWARDS (BY STATE AGENCY)**

For the Fiscal Year Ended June 30, 2022

Federal ALN	Direct/ Indirect	Program Expenditures	ALN Program Title	Pass-Through Entity Number	Pass-Through Entity Name	Additional Award Information
84.RD	I	178,226	U. S. Department of Education	N/A	RMC Research Corporation	A22-0529-001
84.RD	I	167	U. S. Department of Education	12/13-006	North Carolina Partnership for Children	A13-0629-001
93.059	D	6,317	Training in General, Pediatric, and Public Health Dentistry			
93.067	I	(538)	Global AIDS	N/A	University of Malawi College of Medicine	
93.067	I	110,056	Global AIDS	21-2421	Columbia University	
93.067	I	46,583	Global AIDS	22-1701	Columbia University	
93.067	I	3,584	Global AIDS	5NU2GGH001920-05-A05	Centre for Infectious Disease Research	
93.067	I	129,728	Global AIDS	CDC.579284-01707373-	Program for Appropriate Technology in Health	
93.067	I	6,918	Global AIDS	P358 6 NU2GGH002251	Centre for Infectious Disease Research	
93.068	D	439,108	Chronic Diseases: Research, Control, and Prevention			
93.068	I	423	Chronic Diseases: Research, Control, and Prevention	N/A	Arthritis Foundation	
93.070	I	37,514	Environmental Public Health and Emergency Response	FY22.723.001	University of Colorado Denver	
93.073	D	1,233,014	Birth Defects and Developmental Disabilities - Prevention and Surveillance			
93.073	I	12,837	Birth Defects and Developmental Disabilities - Prevention and Surveillance	A03-2440	Duke University	
93.077	D	2,627,242	Family Smoking Prevention and Tobacco Control Act Regulatory Research			
93.077	I	23,058	Family Smoking Prevention and Tobacco Control Act Regulatory Research	40-55811085045117-10	Wake Forest University Health Sciences	
93.077	I	15,548	Family Smoking Prevention and Tobacco Control Act Regulatory Research	40-55811085045117-11	Wake Forest University Health Sciences	
93.079	I	43,625	Cooperative Agreements to Promote Adolescent Health through School-Based HIV/STD Prevention and School-Based Surveillance	903402-UNC-CH	American Psychological Association (APA)	
93.080	I	5,412	Blood Disorder Program: Prevention, Surveillance, and Research	ATHN2015001-IV-N-NCE	American Thrombosis and Hemostasis Network	
93.080	I	20,190	Blood Disorder Program: Prevention, Surveillance, and Research	ATHN2017001-NCE	American Thrombosis and Hemostasis Network	
93.080	I	131,442	Blood Disorder Program: Prevention, Surveillance, and Research	ATHN2020CDC-IVN-01	American Thrombosis and Hemostasis Network	
93.080	I	149,402	Blood Disorder Program: Prevention, Surveillance, and Research	ATHN2020CDC-IVN-02	American Thrombosis and Hemostasis Network	
93.083	D	80,485	Prevention of Disease, Disability, and Death through Immunization and Control of Respiratory and Related Diseases			
93.084	I	5,012	Prevention of Disease, Disability, and Death by Infectious Diseases	000528670-SC002	University of Alabama at Birmingham	
93.084	I	(210)	Prevention of Disease, Disability, and Death by Infectious Diseases	A033561	Duke University	
93.084	I	3,727	Prevention of Disease, Disability, and Death by Infectious Diseases	A034828	Duke University	
93.086	I	273,960	Healthy Marriage Promotion and Responsible Fatherhood Grants	7676.UNCCH.01	Child Trends	
93.087	I	13,778	Enhance Safety of Children Affected by Substance Abuse	51299S07812	Mathematica, Inc.	
93.088	I	40,000	Advancing System Improvements for Key Issues in Women's Health	37735.2021.0001	John Snow, Inc. (JSI)	
93.088	I	77,599	Advancing System Improvements for Key Issues in Women's Health	RHNTCOWHY2	John Snow, Inc. (JSI)	
93.103	D	953,165	Food and Drug Administration Research			
93.103	I	(4,290)	Food and Drug Administration Research	N/A	Institute for Advanced Clinical Trials	
93.103	I	124,897	Food and Drug Administration Research	20-5653	Genentech, Inc.	
93.103	I	114,065	Food and Drug Administration Research	21-3485-UNCCH	University of Tennessee Health Science Center	
93.103	I	141,944	Food and Drug Administration Research	22-0785-UNCCH	University of Tennessee Health Science Center	
93.103	I	38,034	Food and Drug Administration Research	403-101700-118430	Wake Forest University Health Sciences	
93.103	I	72,568	Food and Drug Administration Research	424038	University of Connecticut	
93.103	I	75,583	Food and Drug Administration Research	A03-3742	Duke University	
93.103	I	3,882	Food and Drug Administration Research	PO 92166377	Children's Hospital Boston	
93.107	D	1,158,355	Area Health Education Centers			
93.110	D	6,568,345	Maternal and Child Health Federal Consolidated Programs			
93.110	I	95,286	Maternal and Child Health Federal Consolidated Programs	N/A	Hemophilia of Georgia (HOG)	
93.110	I	(218)	Maternal and Child Health Federal Consolidated Programs	N/A	Mountain Area Health Education Center	
93.110	I	24,196	Maternal and Child Health Federal Consolidated Programs	1638 G WA067	University of California at Los Angeles	
93.110	I	148,331	Maternal and Child Health Federal Consolidated Programs	205656_GR205638-UNC	Georgetown University	
93.110	I	27,153	Maternal and Child Health Federal Consolidated Programs	A481919	Emory University (EU)	
93.110	I	(641)	Maternal and Child Health Federal Consolidated Programs	AWD7773002-GR205656	Georgetown University	
93.110	I	(17)	Maternal and Child Health Federal Consolidated Programs	H30MC24046-03	Hemophilia of Georgia (HOG)	
93.110	I	(1,709)	Maternal and Child Health Federal Consolidated Programs	HTC # 262	Hemophilia of Georgia (HOG)	
93.113	D	12,625,130	Environmental Health			
93.113	I	136	Environmental Health	N/A	BioDeptronix, LLC	
93.113	I	8,177	Environmental Health	01062311	Beth Israel Deaconess Medical Center	
93.113	I	447,089	Environmental Health	1-340-0217136-65707L	Research Triangle Institute (RTI International)	
93.113	I	13,404	Environmental Health	10009736-UNC06	Bowling Green State University	
93.113	I	119,986	Environmental Health	18-M69	George Washington University	
93.113	I	15,636	Environmental Health	2-340-0215502-65237L	Research Triangle Institute (RTI International)	
93.113	I	42,968	Environmental Health	20-2708	Predictive, LLC	
93.113	I	39,015	Environmental Health	2003147882	Johns Hopkins University	
93.113	I	8,882	Environmental Health	2004648400	Johns Hopkins University	
93.113	I	10,152	Environmental Health	2004688527	Johns Hopkins University	
93.113	I	27,133	Environmental Health	2005324198	Johns Hopkins University	
93.113	I	143,266	Environmental Health	9R44ES032782-02	Cell Microsystems, Inc.	

**SCHEDULE OF EXPENDITURES OF FEDERAL AWARDS (BY STATE AGENCY)**

For the Fiscal Year Ended June 30, 2022

Federal ALN	Direct/ Indirect	Program Expenditures	ALN Program Title	Pass-Through Entity Number	Pass-Through Entity Name	Additional Award Information
93.113	I	14,791	Environmental Health	A03-1052	Duke University	
93.113	I	33,597	Environmental Health	A03-2125	Duke University	
93.113	I	2,283	Environmental Health	B11204UNC	Henry Ford Health System	
93.113	I	26,842	Environmental Health	FY22.253.003	University of Colorado Denver	
93.113	I	404,694	Environmental Health	GR119413/ SPC-100000	Ohio State University	
93.113	I	5,033	Environmental Health	GR126821 PO SPC-100	Ohio State University	
93.113	I	9,236	Environmental Health	T778769	Emory University (EU)	
93.113	I	3,421	Environmental Health	UWSC10029/ BP026342	University of Washington	
93.113	I	22,135	Environmental Health	UWSC12368 51996	University of Washington	
93.117	D	407,658	Preventive Medicine Residency			
93.121	D	6,260,750	Oral Diseases and Disorders Research			
93.121	I	358	Oral Diseases and Disorders Research	N/A	Southeast TechInventures (STI)	
93.121	I	(227)	Oral Diseases and Disorders Research	018106-UNC2410	The Forsyth Institute	
93.121	I	1,498	Oral Diseases and Disorders Research	103737-00001 NH180_P	Tufts University	
93.121	I	15,486	Oral Diseases and Disorders Research	11-18754-99-01-G1	H Lee Moffitt Cancer and Research Institute	
93.121	I	437	Oral Diseases and Disorders Research	11293SUB	Seattle Children's Hospital Research Institute	
93.121	I	306,939	Oral Diseases and Disorders Research	117267-0285-5121149	Harvard University	
93.121	I	5,267	Oral Diseases and Disorders Research	12462SUB	Seattle Children's Hospital Research Institute	
93.121	I	70,058	Oral Diseases and Disorders Research	13100310228(A21-0106	Carolinas Medical Center (CMC)	
93.121	I	123,583	Oral Diseases and Disorders Research	22000007-133	The Methodist Hospital Research Institute	
93.121	I	440,742	Oral Diseases and Disorders Research	22000010-170	The Methodist Hospital Research Institute	
93.121	I	14,005	Oral Diseases and Disorders Research	233220	Massachusetts General Hospital	
93.121	I	14,413	Oral Diseases and Disorders Research	34768-1	Augusta University	
93.121	I	265	Oral Diseases and Disorders Research	6R44DE022218-03	N2 Biomedical LLC	
93.121	I	66,476	Oral Diseases and Disorders Research	AGMT00005792/2200001	The Methodist Hospital Research Institute	
93.121	I	42,143	Oral Diseases and Disorders Research	F1456-02	New York University (NYU)	
93.121	I	170,282	Oral Diseases and Disorders Research	F1456-04	New York University (NYU)	
93.121	I	(427)	Oral Diseases and Disorders Research	F6570-05	New York University (NYU)	
93.121	I	53,400	Oral Diseases and Disorders Research	K002574-00-S01	Kitware, Inc.	
93.121	I	3,239	Oral Diseases and Disorders Research	SUB00002159	University of Florida	
93.121	I	26,706	Oral Diseases and Disorders Research	SUB00002461	University of Florida	
93.121	I	111,454	Oral Diseases and Disorders Research	SUBK00012316 JAT	University of Michigan Board of Regents	
93.121	I	(4)	Oral Diseases and Disorders Research	UNC21127-2335	The Forsyth Institute	
93.121	I	181,305	Oral Diseases and Disorders Research	UWSC12879 PO57334	University of Washington	
93.121	I	30,224	Oral Diseases and Disorders Research	UWSC12879 PO57334	University of Washington	
93.127	D	162,814	Emergency Medical Services for Children			
93.130	D	75,812	Cooperative Agreements to States/Territories for the Coordination and Development of Primary Care Offices			
93.135	D	1,941,543	Centers for Research and Demonstration for Health Promotion and Disease Prevention			
93.135	I	592	Centers for Research and Demonstration for Health Promotion and Disease Prevention	N/A	Texas A&M University	
93.135	I	16	Centers for Research and Demonstration for Health Promotion and Disease Prevention	416325-G	University of Rochester	
93.136	D	2,098,744	Injury Prevention and Control Research and State and Community Based Programs			
93.136	I	12,690	Injury Prevention and Control Research and State and Community Based Programs	712-7574	Emma Pendleton Bradley Hospital	
93.137	I	52,648	Community Programs to Improve Minority Health Grant Program	OMH-TIMELY	Rheumatology Research Foundation (America)	
93.142	I	90,344	NIEHS Hazardous Waste Worker Health and Safety Training	21-2737	Predictive, LLC	
93.143	D	2,939,237	NIEHS Superfund Hazardous Substances Basic Research and Education			
93.143	I	78,617	NIEHS Superfund Hazardous Substances Basic Research and Education	M1800359	Texas A&M University	
93.145	I	228,357	HIV-Related Training and Technical Assistance	VUMC56921	Vanderbilt University	
93.153	I	119	Coordinated Services and Access to Research for Women, Infants, Children, and Youth	N/A	Duke University Medical Center	
93.153	I	126	Coordinated Services and Access to Research for Women, Infants, Children, and Youth	3090042	Duke University	
93.153	I	10,772	Coordinated Services and Access to Research for Women, Infants, Children, and Youth	3090097	Duke University	
93.153	I	3,737	Coordinated Services and Access to Research for Women, Infants, Children, and Youth	3090098	Duke University	
93.153	I	57,581	Coordinated Services and Access to Research for Women, Infants, Children, and Youth	3090153	Duke University	
93.153	I	66,286	Coordinated Services and Access to Research for Women, Infants, Children, and Youth	3090154	Duke University	
93.155	D	1,105,642	Rural Health Research Centers			
93.155	I	15,191	Rural Health Research Centers	N/A	Foundation for Health Leadership & Innovation	



**SCHEDULE OF EXPENDITURES OF FEDERAL AWARDS (BY STATE AGENCY)**

For the Fiscal Year Ended June 30, 2022

Federal ALN	Direct/ Indirect	Program Expenditures	ALN Program Title	Pass-Through Entity Number	Pass-Through Entity Name	Additional Award Information
93.155	I	(103)	Rural Health Research Centers	N/A	National Rural Health Association (NRHA)	
93.155	I	123,851	Rural Health Research Centers	N/A	National Rural Recruitment and Retention	
93.155	I	25,930	Rural Health Research Centers	21-4384	University of South Carolina (USC)	
93.155	I	71,347	Rural Health Research Centers	S02094-01	University of Iowa	
93.155	I	29,976	Rural Health Research Centers	S02094-02	University of Iowa	
93.172	D	8,819,666	Human Genome Research			
93.172	I	15,545	Human Genome Research	10059572-02-UNC	University of Utah	
93.172	I	167,246	Human Genome Research	217360A	University of Oregon	
93.172	I	32,855	Human Genome Research	303000044	Duke University	
93.172	I	84,004	Human Genome Research	43237480/PO 50970612	University of Southern California (USC)	
93.172	I	89	Human Genome Research	64780	Louisiana State University (LSU)	
93.172	I	181,119	Human Genome Research	91094-Z0327201	University of Maryland	
93.172	I	133,248	Human Genome Research	A03-2387	Duke University	
93.172	I	43,020	Human Genome Research	A034195	Duke University	
93.172	I	280,427	Human Genome Research	PO#826012/Sub# 1203	Rutgers the State University of New Jersey	
93.172	I	62,113	Human Genome Research	RES514720	Case Western Reserve University	
93.172	I	82,924	Human Genome Research	RES516306	Case Western Reserve University	
93.172	I	(136)	Human Genome Research	ULRF 16-0709-03	University of Louisville	
93.172	I	22,441	Human Genome Research	ULRF_21-0427-03	University of Louisville	
93.173	D	1,906,466	Research Related to Deafness and Communication Disorders			
93.173	I	(629)	Research Related to Deafness and Communication Disorders	N/A	University of Iowa	
93.173	I	2,054	Research Related to Deafness and Communication Disorders	1015893_UNC	Oregon Health and Science University	
93.173	I	15,794	Research Related to Deafness and Communication Disorders	105235-18599	University of Illinois at Urbana-Champaign	
93.173	I	4,444	Research Related to Deafness and Communication Disorders	2005334424	Johns Hopkins University	
93.173	I	89,728	Research Related to Deafness and Communication Disorders	2121-1001-00-B	University of South Florida Tampa	
93.173	I	17,518	Research Related to Deafness and Communication Disorders	22-016889 A 00	University of Massachusetts	
93.173	I	10,996	Research Related to Deafness and Communication Disorders	60078608 SPC10000046	Ohio State University	
93.173	I	34,875	Research Related to Deafness and Communication Disorders	800198	Drexel University	
93.173	I	69,585	Research Related to Deafness and Communication Disorders	96433-D/R01DC015056	Boys Town National Research Hospital	
93.173	I	44,840	Research Related to Deafness and Communication Disorders	96469-E	Boys Town (Father Flanagan's Boys' Home)	
93.173	I	51,806	Research Related to Deafness and Communication Disorders	A034578	Duke University	
93.173	I	85,361	Research Related to Deafness and Communication Disorders	GR124113 SPC10000053	Ohio State University	
93.173	I	13	Research Related to Deafness and Communication Disorders	R01DC011038/96419-A	Boys Town National Research Hospital	
93.178	D	68,687	Nursing Workforce Diversity			
93.184	I	(494)	Disabilities Prevention	ATHN2011001-IVN-3	American Thrombosis and Hemostasis Network	
93.186	D	159,653	National Research Service Award in Primary Care Medicine			
93.211	D	886,434	Telehealth Programs			
93.211	I	23,645	Telehealth Programs	N/A	North Carolina Healthcare Quality Alliance	
93.213	D	483,215	Research and Training in Complementary and Integrative Health			
93.213	I	16,778	Research and Training in Complementary and Integrative Health	05_UNC_05378IR 10025	Boston Medical Center	
93.213	I	40,864	Research and Training in Complementary and Integrative Health	05_UNC_05378NE430007	Boston Medical Center	
93.213	I	2,582	Research and Training in Complementary and Integrative Health	21-129-100881-010	Old Dominion University Research Fdtn	
93.213	I	15,038	Research and Training in Complementary and Integrative Health	22-127-100881-020	Old Dominion University Research Fdtn	
93.213	I	6,447	Research and Training in Complementary and Integrative Health	303000292	Duke University	
93.213	I	(854)	Research and Training in Complementary and Integrative Health	7529	Boston Medical Center	
93.213	I	58,662	Research and Training in Complementary and Integrative Health	7846	Boston Medical Center	
93.213	I	232,989	Research and Training in Complementary and Integrative Health	7846/ PO 4300723002	Boston Medical Center	
93.213	I	11,308	Research and Training in Complementary and Integrative Health	A03-4523	Duke University	
93.226	D	3,046,778	Research on Healthcare Costs, Quality and Outcomes			
93.226	I	12	Research on Healthcare Costs, Quality and Outcomes	2039720	Duke University	
93.226	I	25,080	Research on Healthcare Costs, Quality and Outcomes	417581G/URFAO:GR5109	University of Rochester	
93.226	I	14,133	Research on Healthcare Costs, Quality and Outcomes	5002644610	MedStar Health Research Institute	
93.226	I	10,790	Research on Healthcare Costs, Quality and Outcomes	701-7137573	Rhode Island Hospital	
93.226	I	26,136	Research on Healthcare Costs, Quality and Outcomes	R1477	Dartmouth College	
93.226	I	5,771	Research on Healthcare Costs, Quality and Outcomes	SCON-00000462	RAND Corporation	
93.226	I	(175)	Research on Healthcare Costs, Quality and Outcomes	SP0025667-PROJ000691	Northwestern University	
93.241	I	(15)	State Rural Hospital Flexibility Program	P004027953	University of Minnesota	
93.241	I	(1)	State Rural Hospital Flexibility Program	P004644853	University of Minnesota	
93.241	I	420,202	State Rural Hospital Flexibility Program	P007036253	University of Minnesota	
93.242	D	29,672,726	Mental Health Research Grants			
93.242	I	13,849	Mental Health Research Grants	N/A	Jericho Sciences, LLC	
93.242	I	47,331	Mental Health Research Grants	N/A	Pulvinar Neuro LLC	
93.242	I	(78)	Mental Health Research Grants	N/A	University of Southern California (USC)	
93.242	I	61,085	Mental Health Research Grants	N/A	Virtually Better, Inc	

**SCHEDULE OF EXPENDITURES OF FEDERAL AWARDS (BY STATE AGENCY)**

For the Fiscal Year Ended June 30, 2022

Federal ALN	Direct/ Indirect	Program Expenditures	ALN Program Title	Pass-Through Entity Number	Pass-Through Entity Name	Additional Award Information
93.242	I	21,436	Mental Health Research Grants	00001130	Brown University	
93.242	I	78,049	Mental Health Research Grants	000014266-E	Children's Hospital Los Angeles	
93.242	I	15,271	Mental Health Research Grants	000518108-SC005-HAT	The Board of Trustees of the University	
93.242	I	14,443	Mental Health Research Grants	000530967-SC002	University of Alabama at Birmingham	
93.242	I	18,591	Mental Health Research Grants	0255-3351-4609	Mount Sinai School of Medicine	
93.242	I	15,270	Mental Health Research Grants	0255-3355-4609	Mount Sinai School of Medicine	
93.242	I	40,399	Mental Health Research Grants	0255-B711-4609	Mount Sinai School of Medicine	
93.242	I	(175)	Mental Health Research Grants	0580	Pacific Institute for Research and Evaluation	
93.242	I	50	Mental Health Research Grants	1	Columbia University Trustees	
93.242	I	203	Mental Health Research Grants	104624	Brigham and Women's Hospital	
93.242	I	15,118	Mental Health Research Grants	11978SC	University of California at San Francisco	
93.242	I	4,181	Mental Health Research Grants	12238SC	University of California at San Francisco	
93.242	I	49,457	Mental Health Research Grants	13016SC	University of California at San Francisco	
93.242	I	38	Mental Health Research Grants	149869.5101563.0414	Harvard University Medical School	
93.242	I	8,595	Mental Health Research Grants	149869.5101563.0514	Harvard University Medical School	
93.242	I	77,942	Mental Health Research Grants	1907499	University of Texas at Dallas	
93.242	I	41,236	Mental Health Research Grants	2(GG013838-01) G1584	Columbia University Trustees	
93.242	I	(50)	Mental Health Research Grants	2-5-15886	University of Colorado	
93.242	I	15,109	Mental Health Research Grants	20-M64	George Washington University	
93.242	I	(168)	Mental Health Research Grants	2000 G NF 192	University of California at Los Angeles	
93.242	I	5,256	Mental Health Research Grants	2000 G XQ147	University of California at Los Angeles	
93.242	I	(12)	Mental Health Research Grants	2002101763	Johns Hopkins University	
93.242	I	9,013	Mental Health Research Grants	2015-3230	University of California at Irvine (UCI)	
93.242	I	(95)	Mental Health Research Grants	2039425	Duke University Medical Center	
93.242	I	26,095	Mental Health Research Grants	30006256-02	Children's Research Institute	
93.242	I	50,492	Mental Health Research Grants	34337SUB53039 / PO#1	University of Vermont	
93.242	I	(7)	Mental Health Research Grants	416351	University of Rochester	
93.242	I	40,704	Mental Health Research Grants	417356G/URFAO GR510	University of Rochester	
93.242	I	430	Mental Health Research Grants	574016	Trustees of the Univ. of Pennsylvania	
93.242	I	86,941	Mental Health Research Grants	60050592 UNC	Northwestern University	
93.242	I	30,734	Mental Health Research Grants	60055528 UNC	Northwestern University	
93.242	I	394	Mental Health Research Grants	60091569-24813-A	Stanford University	
93.242	I	44,893	Mental Health Research Grants	62423031-164804	Leland Stanford Junior University (LSJU)	
93.242	I	(62)	Mental Health Research Grants	66911R	University of Miami	
93.242	I	259,677	Mental Health Research Grants	7137547	Rhode Island Hospital	
93.242	I	3,331	Mental Health Research Grants	800010088-01UG/00030	Florida International University	
93.242	I	123,915	Mental Health Research Grants	85339-Z0264205	University of Maryland	
93.242	I	10,703	Mental Health Research Grants	A0067596R1	University of Minnesota	
93.242	I	9,959	Mental Health Research Grants	A03-1588	Duke University	
93.242	I	32,675	Mental Health Research Grants	A03-4906	Duke University	
93.242	I	14,251	Mental Health Research Grants	A031713	Duke University	
93.242	I	21,206	Mental Health Research Grants	A034572	Duke University	
93.242	I	141,559	Mental Health Research Grants	A034582	Duke University	
93.242	I	116,387	Mental Health Research Grants	A035001	Duke University	
93.242	I	85,744	Mental Health Research Grants	A21-1997-S001	University of California at Davis (UCD)	
93.242	I	11,749	Mental Health Research Grants	A367499	Emory University (EU)	
93.242	I	5,382	Mental Health Research Grants	A413029	Emory University (EU)	
93.242	I	25,520	Mental Health Research Grants	AWD00002015(134205-2	University of Pittsburgh	
93.242	I	345,253	Mental Health Research Grants	AWD00002915 (135171-	University of Pittsburgh	
93.242	I	71,579	Mental Health Research Grants	CNVA00056124 (129858	University of Pittsburgh	
93.242	I	162,423	Mental Health Research Grants	CNVA00061652 131408-	University of Pittsburgh	
93.242	I	184,706	Mental Health Research Grants	CON-80003046 (GR1130	Yale University	
93.242	I	17,589	Mental Health Research Grants	F211825-2	University of Maryland at Baltimore (UMB)	
93.242	I	133,739	Mental Health Research Grants	FY21.1056.001 / 2-5-	University of Colorado Denver	
93.242	I	260,851	Mental Health Research Grants	GR103937 (CON-800013	Yale University	
93.242	I	13,804	Mental Health Research Grants	GR110975 (CON-800027	Yale University	
93.242	I	52,003	Mental Health Research Grants	K003082-00-S01	Kitware, Inc.	
93.242	I	112,592	Mental Health Research Grants	K003285-00-S01	Kitware, Inc.	
93.242	I	16,893	Mental Health Research Grants	KR704719	University of California at San Diego	
93.242	I	83,523	Mental Health Research Grants	N007059101	University of Minnesota	
93.242	I	49,750	Mental Health Research Grants	P007689002	University of Minnesota	
93.242	I	(41)	Mental Health Research Grants	PO#1240043/IN4687096	Indiana University System	
93.242	I	28,430	Mental Health Research Grants	R41MH123287	Innovation Research and Training (iRT)	
93.242	I	214,436	Mental Health Research Grants	RC112665N	Michigan State University	

**SCHEDULE OF EXPENDITURES OF FEDERAL AWARDS (BY STATE AGENCY)**

For the Fiscal Year Ended June 30, 2022

Federal ALN	Direct/ Indirect	Program Expenditures	ALN Program Title	Pass-Through Entity Number	Pass-Through Entity Name	Additional Award Information
93.242	I	63,051	Mental Health Research Grants	RC112834C	Michigan State University	
93.242	I	55,833	Mental Health Research Grants	SC37573-03-00 / PO15	University of Denver	
93.242	I	23,020	Mental Health Research Grants	SUB000000023	University of Rochester	
93.242	I	25,281	Mental Health Research Grants	WU-19-410/ PO# ST000	Washington University in Saint Louis	
93.242	I	68,497	Mental Health Research Grants	WU-19-411/PO#2940750	Washington University in Saint Louis	
93.242	I	160,944	Mental Health Research Grants	WU-19-412/PO ST00000	Washington University in Saint Louis	
93.242	I	3,343	Mental Health Research Grants	WU-21-3 ST00000511	Washington University in Saint Louis	
93.242	I	80,418	Mental Health Research Grants	WU-21-4/ PO ST000005	Washington University in Saint Louis	
93.243	D	1,992,709	Substance Abuse and Mental Health Services Projects of Regional and National Significance			
93.243	I	(99)	Substance Abuse and Mental Health Services Projects of Regional and National Significance	N/A	Greater Cincinnati Behavioral Health Services	
93.243	I	738	Substance Abuse and Mental Health Services Projects of Regional and National Significance	FY12.525.003	University of Colorado	
93.243	I	1,484	Substance Abuse and Mental Health Services Projects of Regional and National Significance	GR109962(CON-8000243	Yale University	
93.247	D	1,324,805	Advanced Nursing Education Workforce Grant Program			
93.250	D	98,946	Geriatric Academic Career Awards Department of Health and Human Services			
93.261	I	63,294	Scaling the National Diabetes Prevention Program to Priority Populations	N/A	APhA Foundation	
93.262	D	2,747,260	Occupational Safety and Health Program			
93.262	I	3,261	Occupational Safety and Health Program	17-A1-00-006508-01/1	New York University (NYU)	
93.264	D	669,354	Nurse Faculty Loan Program (NFLP)			
93.266	I	3,550	Health Systems Strengthening and HIV/AIDS Prevention, Care and Treatment under the President's Emergency Plan for AIDS Relief	00001933	Brown University	
93.266	I	4,569	Health Systems Strengthening and HIV/AIDS Prevention, Care and Treatment under the President's Emergency Plan for AIDS Relief	00001946	Brown University	
93.273	D	11,667,308	Alcohol Research Programs			
93.273	I	16,196	Alcohol Research Programs	N/A	Canadian Centre for Addiction and Mental	
93.273	I	112,642	Alcohol Research Programs	1-340-0217732-66127L	Research Triangle Institute (RTI International)	
93.273	I	24,752	Alcohol Research Programs	2005379234	Johns Hopkins University	
93.273	I	69	Alcohol Research Programs	2033758	Duke University	
93.273	I	8,789	Alcohol Research Programs	3-340-0216547-66526L	Research Triangle Institute (RTI International)	
93.273	I	18	Alcohol Research Programs	406-SUB	Cleveland Clinic Foundation	
93.273	I	24,101	Alcohol Research Programs	60060439 UNC	Northwestern University	
93.273	I	51,108	Alcohol Research Programs	PO#P00496793/AWD0000	University of Pittsburgh	
93.279	D	10,707,185	Drug Abuse and Addiction Research Programs			
93.279	I	125	Drug Abuse and Addiction Research Programs	N/A	University of Maryland at Baltimore (UMB)	
93.279	I	315,823	Drug Abuse and Addiction Research Programs	00001481	Brown University	
93.279	I	119,948	Drug Abuse and Addiction Research Programs	00001902	Brown University	
93.279	I	8,316	Drug Abuse and Addiction Research Programs	1-312-0216046-65210L	Research Triangle Institute (RTI International)	
93.279	I	28,323	Drug Abuse and Addiction Research Programs	10056991-01	University of Utah	
93.279	I	33,836	Drug Abuse and Addiction Research Programs	1021-45117-110000000	Wake Forest University Health Sciences	
93.279	I	9,402	Drug Abuse and Addiction Research Programs	123125	Brigham and Women's Hospital	
93.279	I	172,626	Drug Abuse and Addiction Research Programs	12345SC	University of California at San Francisco	
93.279	I	47,850	Drug Abuse and Addiction Research Programs	2-312-0216046-65212L	Research Triangle Institute (RTI International)	
93.279	I	71,002	Drug Abuse and Addiction Research Programs	2-312-0216924-65603L	Research Triangle Institute (RTI International)	
93.279	I	36	Drug Abuse and Addiction Research Programs	203-8049	Duke University	
93.279	I	4,005	Drug Abuse and Addiction Research Programs	21-A0-00-1006304	New York University (NYU)	
93.279	I	25,450	Drug Abuse and Addiction Research Programs	210247-0421-07	Jackson Laboratory	
93.279	I	25,903	Drug Abuse and Addiction Research Programs	3-312-0216046-65211L	Research Triangle Institute (RTI International)	
93.279	I	67,997	Drug Abuse and Addiction Research Programs	417654G/URFAO:GR5109	University of Rochester	
93.279	I	20,162	Drug Abuse and Addiction Research Programs	417870-G URFAOGR5111	University of Rochester	
93.279	I	282	Drug Abuse and Addiction Research Programs	4500003638	Boston University Board of Trustees	
93.279	I	8,780	Drug Abuse and Addiction Research Programs	4500004027	Boston University Board of Trustees	
93.279	I	22,428	Drug Abuse and Addiction Research Programs	5-27127	Scripps Research Institute	
93.279	I	16,340	Drug Abuse and Addiction Research Programs	5071-S01	Actuated Medical, Inc (AMI)	
93.279	I	14,235	Drug Abuse and Addiction Research Programs	53188	University of Arkansas for Medical Sciences	
93.279	I	2	Drug Abuse and Addiction Research Programs	710-9833-8985	Miriam Hospital	
93.279	I	91,618	Drug Abuse and Addiction Research Programs	A03-5587	Duke University	
93.279	I	255,325	Drug Abuse and Addiction Research Programs	A032001	Duke University	
93.279	I	3,541	Drug Abuse and Addiction Research Programs	A032037	Duke University	
93.279	I	16,659	Drug Abuse and Addiction Research Programs	A033612	Duke University	
93.279	I	45,540	Drug Abuse and Addiction Research Programs	A035140	Duke University	
93.279	I	32,638	Drug Abuse and Addiction Research Programs	AWD00000068 (132578-	University of Pittsburgh	
93.279	I	89,150	Drug Abuse and Addiction Research Programs	CON-80002955 (GR1125	Yale University	

**SCHEDULE OF EXPENDITURES OF FEDERAL AWARDS (BY STATE AGENCY)**

For the Fiscal Year Ended June 30, 2022

Federal ALN	Direct/ Indirect	Program Expenditures	ALN Program Title	Pass-Through Entity Number	Pass-Through Entity Name	Additional Award Information
93.279	I	168,458	Drug Abuse and Addiction Research Programs	CON-80002985(GR11283	Yale University	
93.279	I	14,199	Drug Abuse and Addiction Research Programs	GB10546.PO #2126807	University of Virginia	
93.279	I	9,847	Drug Abuse and Addiction Research Programs	GR120226	Ohio State University	
93.279	I	128,479	Drug Abuse and Addiction Research Programs	GR122791/SPC-1000004	Ohio State University	
93.279	I	196,348	Drug Abuse and Addiction Research Programs	GR124248	Ohio State University	
93.279	I	25,829	Drug Abuse and Addiction Research Programs	KR 704805	University of California at San Diego	
93.279	I	112,603	Drug Abuse and Addiction Research Programs	KR 704917	University of California at San Diego	
93.279	I	42,420	Drug Abuse and Addiction Research Programs	R01DA050696-S2UNC	Avera Health	
93.279	I	72,438	Drug Abuse and Addiction Research Programs	RGF012667-A	Children's Hospital Los Angeles	
93.279	I	1,461	Drug Abuse and Addiction Research Programs	UCHC7-148747516	University of Connecticut Health Center	
93.279	I	30,416	Drug Abuse and Addiction Research Programs	UR-K181	Florida Atlantic University	
93.283	D	597,245	Centers for Disease Control and Prevention Investigations and Technical Assistance			
93.286	D	2,935,038	Discovery and Applied Research for Technological Innovations to Improve Human Health			
93.286	I	(201)	Discovery and Applied Research for Technological Innovations to Improve Human Health	N/A	PDS Biotechnology Corporation	
93.286	I	27,121	Discovery and Applied Research for Technological Innovations to Improve Human Health	092585-17169	University of Illinois Board of Trustees	
93.286	I	6	Discovery and Applied Research for Technological Innovations to Improve Human Health	106370	Brigham and Women's Hospital	
93.286	I	(51)	Discovery and Applied Research for Technological Innovations to Improve Human Health	1106149	SUNY at Stony Brook	
93.286	I	43,720	Discovery and Applied Research for Technological Innovations to Improve Human Health	679-100710-552612	Wake Forest University Health Sciences	
93.286	I	16,717	Discovery and Applied Research for Technological Innovations to Improve Human Health	FY2022-056	University of Kansas Center for Research	
93.286	I	24,050	Discovery and Applied Research for Technological Innovations to Improve Human Health	K001687-00-S01	Kitware, Inc.	
93.286	I	118,074	Discovery and Applied Research for Technological Innovations to Improve Human Health	K003169-00-S01	Kitware, Inc.	
93.286	I	165	Discovery and Applied Research for Technological Innovations to Improve Human Health	SUB00001509	University of Georgia	
93.286	I	86,416	Discovery and Applied Research for Technological Innovations to Improve Human Health	THE-282677 PO 683322	Mayo Clinic	
93.286	I	37,839	Discovery and Applied Research for Technological Innovations to Improve Human Health	THE-282677 PO 685647	Mayo Clinic	
93.292	I	(177)	National Public Health Improvement Initiative	N/A	Association of Maternal and Child Health	
93.300	D	540,777	National Center for Health Workforce Analysis			
93.300	I	5,408	National Center for Health Workforce Analysis	UWSC12510 53769	University of Washington	
93.307	D	7,347,713	Minority Health and Health Disparities Research			
93.307	I	14,689	Minority Health and Health Disparities Research	N/A	Equiti Foods, LLC	
93.307	I	(2,691)	Minority Health and Health Disparities Research	N/A	University of Arkansas	
93.307	I	(193)	Minority Health and Health Disparities Research	117634/117635/117636	Wake Forest University Health Sciences	
93.307	I	24,630	Minority Health and Health Disparities Research	13136001	University of Central Florida (UCF)	
93.307	I	41,481	Minority Health and Health Disparities Research	16-2910/PO2000005316	University of South Carolina (USC)	
93.307	I	35,477	Minority Health and Health Disparities Research	21-3888	Equiti Foods, LLC	
93.307	I	34,170	Minority Health and Health Disparities Research	31106A P0869222	Albert Einstein College of Medicine Inc	
93.307	I	341,970	Minority Health and Health Disparities Research	575095	Trustees of the Univ. of Pennsylvania	
93.307	I	21,296	Minority Health and Health Disparities Research	6408-1117-00-B	University of South Florida Tampa	
93.307	I	15,603	Minority Health and Health Disparities Research	6408-1149-00-C	University of South Florida Tampa	
93.307	I	33,282	Minority Health and Health Disparities Research	900141-2	Drexel University	
93.307	I	32,445	Minority Health and Health Disparities Research	A193683	Emory University (EU)	
93.307	I	23,158	Minority Health and Health Disparities Research	GB10826 PO 2265647	University of Virginia	
93.307	I	48,827	Minority Health and Health Disparities Research	R000002853	Florida State University	
93.310	D	11,977,354	Trans-NIH Research Support			
93.310	I	25	Trans-NIH Research Support	N/A	New York University (NYU)	
93.310	I	35,691	Trans-NIH Research Support	00001706	Brown University	
93.310	I	239,567	Trans-NIH Research Support	1-340-0215040-52885L	Research Triangle Institute (RTI International)	
93.310	I	69,656	Trans-NIH Research Support	111593808 (S9002160)	University of California at San Diego	
93.310	I	76,764	Trans-NIH Research Support	12352SC	University of California at San Francisco	
93.310	I	(569)	Trans-NIH Research Support	148614.5030571.0002	Harvard University Medical School	
93.310	I	10,586	Trans-NIH Research Support	16-A0-00006256-01/ M	NYU Medical Center	
93.310	I	42,936	Trans-NIH Research Support	16-A0-00006256/ M190	NYU Medical Center	
93.310	I	(180)	Trans-NIH Research Support	18-330	Arizona State University	
93.310	I	1,268,877	Trans-NIH Research Support	19-A0-00-1003237	New York University School of Medicine	
93.310	I	159,980	Trans-NIH Research Support	2004970830	Johns Hopkins University	

**SCHEDULE OF EXPENDITURES OF FEDERAL AWARDS (BY STATE AGENCY)**

For the Fiscal Year Ended June 30, 2022

Federal ALN	Direct/ Indirect	Program Expenditures	ALN Program Title	Pass-Through Entity Number	Pass-Through Entity Name	Additional Award Information
93.310	I	17,386	Trans-NIH Research Support	5001441	Women and Infants Hospital of Rhode Isla	
93.310	I	623,136	Trans-NIH Research Support	62790122-233304 5475	Leland Stanford Junior University (LSJU)	
93.310	I	138,229	Trans-NIH Research Support	900094 PO U0212117	Drexel University	
93.310	I	98,958	Trans-NIH Research Support	900168	Drexel University	
93.310	I	31,530	Trans-NIH Research Support	A03-3789	Duke University	
93.310	I	7,921,397	Trans-NIH Research Support	A03-5081	Duke University	
93.310	I	161,040	Trans-NIH Research Support	A03-5219	Duke University	
93.310	I	18,102	Trans-NIH Research Support	A033654	Duke University	
93.310	I	36,898	Trans-NIH Research Support	FY22.253.002	University of Colorado Denver	
93.310	I	10,765	Trans-NIH Research Support	FY22.253.002 100155	University of Colorado Denver	
93.310	I	1,156,184	Trans-NIH Research Support	GR111819(CON-8000284	Yale University	
93.310	I	9,366	Trans-NIH Research Support	R902	Dartmouth College	
93.310	I	30,273	Trans-NIH Research Support	S007577-01	Stellenbosch University	
93.310	I	44,886	Trans-NIH Research Support	TUL-HSC-558484-20/21	Tulane University	
93.315	I	2,232	Rare Disorders: Research, Surveillance, Health Promotion, and Education	1-312-0217091-65696L	Research Triangle Institute (RTI International)	
93.315	I	2,232	Rare Disorders: Research, Surveillance, Health Promotion, and Education	1-312-0217093-65695L	Research Triangle Institute (RTI International)	
93.315	I	11,082	Rare Disorders: Research, Surveillance, Health Promotion, and Education	1-312-0217095-65698L	Research Triangle Institute (RTI International)	
93.326	I	55,508	Strengthening Public Health through Surveillance, Epidemiologic Research, Disease Detection and Prevention	SUB00003038	University of Florida	
93.342	D	3,769,393	Health Professions Student Loans, Including Primary Care Loans/Loans for Disadvantaged Students			
93.350	D	13,919,045	National Center for Advancing Translational Sciences			
93.350	I	199,462	National Center for Advancing Translational Sciences	N/A	Initos Pharmaceuticals, LLC	
93.350	I	27,919	National Center for Advancing Translational Sciences	000518169-SC007	University of Alabama at Birmingham	
93.350	I	10,618	National Center for Advancing Translational Sciences	000518169-SC008	University of Alabama at Birmingham	
93.350	I	41,808	National Center for Advancing Translational Sciences	1-312-0215481-52686L	Research Triangle Institute (RTI International)	
93.350	I	31,767	National Center for Advancing Translational Sciences	1-312-0217703-66380L	Research Triangle Institute (RTI International)	
93.350	I	14,845	National Center for Advancing Translational Sciences	1011902-002_JHU 200	Johns Hopkins University	
93.350	I	2,121	National Center for Advancing Translational Sciences	1011902_JHU 20046763	Johns Hopkins University	
93.350	I	3,313	National Center for Advancing Translational Sciences	1011902_UNC	Oregon Health and Science University	
93.350	I	6,367	National Center for Advancing Translational Sciences	167901/167892	University of Texas Health Science Center	
93.350	I	120,789	National Center for Advancing Translational Sciences	169780/169776	University of Texas Health Science Center	
93.350	I	41,412	National Center for Advancing Translational Sciences	18-4177	Falcon Therapeutics, Inc.	
93.350	I	3,142	National Center for Advancing Translational Sciences	2-312-0216822-65550L	Research Triangle Institute (RTI International)	
93.350	I	56,886	National Center for Advancing Translational Sciences	20-0678	Epigenos Bioscience, Inc.	
93.350	I	96,834	National Center for Advancing Translational Sciences	2004376928	Johns Hopkins University	
93.350	I	177,019	National Center for Advancing Translational Sciences	2005095727	Johns Hopkins University	
93.350	I	15,549	National Center for Advancing Translational Sciences	4500003829	Boston University Board of Trustees	
93.350	I	5,993	National Center for Advancing Translational Sciences	4500004193	Boston University Board of Trustees	
93.350	I	53,381	National Center for Advancing Translational Sciences	5017091-SERV	Tufts Medical Center	
93.350	I	7,150	National Center for Advancing Translational Sciences	5017110-SERV	Tufts Medical Center	
93.350	I	8,289	National Center for Advancing Translational Sciences	A00-3210-S002	Medical University of South Carolina (MUSC)	
93.350	I	(42)	National Center for Advancing Translational Sciences	A03-3493	Duke University	
93.350	I	4,628	National Center for Advancing Translational Sciences	A03-3494	Duke University	
93.350	I	31,124	National Center for Advancing Translational Sciences	A03-4805	Duke University	
93.350	I	167,552	National Center for Advancing Translational Sciences	A03-4806	Duke University	
93.350	I	270,542	National Center for Advancing Translational Sciences	FY22.1126.001	University of Colorado Denver	
93.350	I	264,611	National Center for Advancing Translational Sciences	FY22.1126.042	University of Colorado Denver	
93.350	I	163,985	National Center for Advancing Translational Sciences	P0503A-A	Oregon State University	
93.350	I	37,392	National Center for Advancing Translational Sciences	VUMC65891	Vanderbilt University	
93.350	I	156,833	National Center for Advancing Translational Sciences	WU-21-0486 PO294111	Washington University in Saint Louis	
93.351	D	3,456,892	Research Infrastructure Programs			
93.353	D	1,462,461	21st Century Cures Act - Beau Biden Cancer Moonshot			
93.353	I	32,069	21st Century Cures Act - Beau Biden Cancer Moonshot	000526841-SC002	University of Alabama at Birmingham	
93.353	I	83,311	21st Century Cures Act - Beau Biden Cancer Moonshot	1001837485	University of Iowa	
93.353	I	281,358	21st Century Cures Act - Beau Biden Cancer Moonshot	30004929-01	Children's Research Institute	
93.353	I	100,302	21st Century Cures Act - Beau Biden Cancer Moonshot	3001688155	University of Texas MD Anderson Cancer Center	
93.359	D	582,225	Nurse Education, Practice Quality and Retention Grants			
93.359	I	7,908	Nurse Education, Practice Quality and Retention Grants	1618NEPQR	Piedmont Health, Inc.	
93.359	I	12,527	Nurse Education, Practice Quality and Retention Grants	FP00007763_SA005	Virginia Commonwealth University (VCU)	
93.361	D	3,953,349	Nursing Research			
93.361	I	84,251	Nursing Research	000527573-SC001	University of Alabama at Birmingham	
93.361	I	8,185	Nursing Research	5111621-1	Boston College (BC)	
93.361	I	(115)	Nursing Research	560124	Trustees of the Univ. of Pennsylvania	

**SCHEDULE OF EXPENDITURES OF FEDERAL AWARDS (BY STATE AGENCY)**

For the Fiscal Year Ended June 30, 2022

Federal ALN	Direct/ Indirect	Program Expenditures	ALN Program Title	Pass-Through Entity Number	Pass-Through Entity Name	Additional Award Information
93.361	I	45,547	Nursing Research	A03-5517	Duke University	
93.361	I	15,834	Nursing Research	A031828	Duke University	
93.361	I	19,711	Nursing Research	A485737	Emory University (EU)	
93.361	I	1,591	Nursing Research	FY21.105.005_AMD2	University of Colorado Denver	
93.361	I	71,495	Nursing Research	FY22.105.002_AMD4	University of Colorado Denver	
93.361	I	35,904	Nursing Research	FY22.105.010	University of Colorado Denver	
93.361	I	(460)	Nursing Research	PO#3472644/560124	Trustees of the Univ. of Pennsylvania	
93.378	I	142,278	Integrated Care for Kids Model	309000006	Duke University	
93.378	I	353,480	Integrated Care for Kids Model	3090133	Duke University	
93.393	D	16,165,202	Cancer Cause and Prevention Research			
93.393	I	(4,441)	Cancer Cause and Prevention Research	N/A	International Agency for Research on Cancer	
93.393	I	6	Cancer Cause and Prevention Research	N/A	Johns Hopkins University	
93.393	I	(742)	Cancer Cause and Prevention Research	N/A	SUNY Buffalo Roswell Park Cancer Institute	
93.393	I	521	Cancer Cause and Prevention Research	N/A	University of Illinois at Chicago (UIC)	
93.393	I	19,238	Cancer Cause and Prevention Research	000527577-SC008	The Board of Trustees of the University	
93.393	I	53	Cancer Cause and Prevention Research	01027406	Beth Israel Deaconess Medical Center	
93.393	I	(497)	Cancer Cause and Prevention Research	10-16373-99-01-G1	H Lee Moffitt Cancer and Research Institute	
93.393	I	81,471	Cancer Cause and Prevention Research	10058539-01 U000346	University of Utah	
93.393	I	28,711	Cancer Cause and Prevention Research	13498SC	University of California at San Francisco	
93.393	I	242,320	Cancer Cause and Prevention Research	201603696-08/A18-017	University of California at Davis (UCD)	
93.393	I	(5,253)	Cancer Cause and Prevention Research	201603696-08/A180177	University of California at Davis (UCD)	
93.393	I	14,297	Cancer Cause and Prevention Research	21-0702/PO4550982623	Duke University	
93.393	I	9,436	Cancer Cause and Prevention Research	3004700015	University of Michigan (UMICH)	
93.393	I	30,419	Cancer Cause and Prevention Research	3006632396 - 3004700	University of Michigan (UMICH)	
93.393	I	496,565	Cancer Cause and Prevention Research	3RCQ4	University of New Mexico at Albuquerque	
93.393	I	(2,041)	Cancer Cause and Prevention Research	411518_GR412884-UNC	Georgetown University	
93.393	I	450	Cancer Cause and Prevention Research	4500001522	Boston University	
93.393	I	215,110	Cancer Cause and Prevention Research	497-55811085032751-1	Wake Forest University	
93.393	I	454	Cancer Cause and Prevention Research	55-8004-01	SUNY Buffalo Roswell Park Cancer Institute	
93.393	I	137,663	Cancer Cause and Prevention Research	555-45117-1000005551	Wake Forest University Health Sciences	
93.393	I	114,038	Cancer Cause and Prevention Research	576656/PO#4693819	Trustees of the Univ. of Pennsylvania	
93.393	I	(63)	Cancer Cause and Prevention Research	64197055/ THE-178359	Mayo Clinic	
93.393	I	62	Cancer Cause and Prevention Research	66971E	University of Miami	
93.393	I	365	Cancer Cause and Prevention Research	66971E/M174648	University of Miami	
93.393	I	(647)	Cancer Cause and Prevention Research	913	Dartmouth College	
93.393	I	22,622	Cancer Cause and Prevention Research	A035175	Duke University	
93.393	I	151,450	Cancer Cause and Prevention Research	A21-0071-S002	Medical University of South Carolina (MUSC)	
93.393	I	17,950	Cancer Cause and Prevention Research	AGR20160253	Becton Dickinson (BD) and Company	
93.393	I	13,684	Cancer Cause and Prevention Research	BD525155B	Memorial Sloan-Kettering Cancer Center	
93.393	I	4,585	Cancer Cause and Prevention Research	BD525563	Memorial Sloan-Kettering Cancer Center	
93.393	I	66,785	Cancer Cause and Prevention Research	C21881527	Memorial Sloan-Kettering Cancer Center	
93.393	I	31,656	Cancer Cause and Prevention Research	C21900541	Memorial Sloan-Kettering Cancer Center	
93.393	I	93,468	Cancer Cause and Prevention Research	CON-80002965 (GR1124	Yale University	
93.393	I	(15,436)	Cancer Cause and Prevention Research	CRA / SCR / 2019 / 8	International Agency for Research on Cancer	
93.393	I	103,842	Cancer Cause and Prevention Research	CRA SCR 2018-28	International Agency for Research on Cancer	
93.393	I	10,949	Cancer Cause and Prevention Research	CRA/SCR/2019/4	International Agency for Research on Cancer	
93.393	I	135,055	Cancer Cause and Prevention Research	PO 6900693327 AGR20	Becton Dickinson (BD) and Company	
93.393	I	112,351	Cancer Cause and Prevention Research	RNG211061-UNC-01	Kaiser Permanente Division of Research	
93.393	I	16,858	Cancer Cause and Prevention Research	RNG211062-UNC-01	Kaiser Permanente Division of Research	
93.393	I	74,793	Cancer Cause and Prevention Research	RNG211063-UNC-01	Kaiser Permanente Division of Research	
93.393	I	25,796	Cancer Cause and Prevention Research	RNG211064-UNC-01	Kaiser Permanente Division of Research	
93.393	I	10,079	Cancer Cause and Prevention Research	RNG211477-UNC-01	Kaiser Foundation Research Institute	
93.393	I	7,877	Cancer Cause and Prevention Research	RNG211580-UNC	Kaiser Permanente Washington Health Rese	
93.393	I	42,789	Cancer Cause and Prevention Research	UWSC12808 PO56485	University of Washington	
93.393	I	(244)	Cancer Cause and Prevention Research	WU-14-99	Washington University in Saint Louis	
93.393	I	185,945	Cancer Cause and Prevention Research	WU-20-397/PO# ST0000	Washington University in Saint Louis	
93.393	I	1,971	Cancer Cause and Prevention Research	WU-21-361	Washington University in Saint Louis	
93.394	D	4,867,653	Cancer Detection and Diagnosis Research			
93.394	I	421	Cancer Detection and Diagnosis Research	N/A	Accuray Incorporated	
93.394	I	198	Cancer Detection and Diagnosis Research	N/A	University of Chicago	
93.394	I	247	Cancer Detection and Diagnosis Research	N/A	Washington University in Saint Louis	
93.394	I	(2,538)	Cancer Detection and Diagnosis Research	0000940715	Fred Hutchinson Cancer Research Center	
93.394	I	(268)	Cancer Detection and Diagnosis Research	108415	Brigham and Women's Hospital	
93.394	I	194	Cancer Detection and Diagnosis Research	1138	American College of Radiology Imaging Ne	

**SCHEDULE OF EXPENDITURES OF FEDERAL AWARDS (BY STATE AGENCY)**

For the Fiscal Year Ended June 30, 2022

Federal ALN	Direct/ Indirect	Program Expenditures	ALN Program Title	Pass-Through Entity Number	Pass-Through Entity Name	Additional Award Information
93.394	I	138	Cancer Detection and Diagnosis Research	203-1797	Duke University Medical Center	
93.394	I	8,239	Cancer Detection and Diagnosis Research	240072	Massachusetts General Hospital	
93.394	I	28,679	Cancer Detection and Diagnosis Research	3004034932	University of Michigan (UMICH)	
93.394	I	31,847	Cancer Detection and Diagnosis Research	7000000410	Baylor College of Medicine	
93.394	I	78,852	Cancer Detection and Diagnosis Research	7000001351	Baylor University College of Medicine	
93.394	I	151,339	Cancer Detection and Diagnosis Research	A03-0637	Duke University	
93.394	I	37,020	Cancer Detection and Diagnosis Research	CM00001074-02	City University of New York (CUNY)	
93.394	I	625	Cancer Detection and Diagnosis Research	K002546-00-S01	Kitware, Inc.	
93.394	I	32,938	Cancer Detection and Diagnosis Research	R1109660	SUNY at Buffalo	
93.394	I	13,625	Cancer Detection and Diagnosis Research	SUB0000166	Princeton University	
93.394	I	213,817	Cancer Detection and Diagnosis Research	SUB00002554	University of Georgia Board of Regents	
93.394	I	59,441	Cancer Detection and Diagnosis Research	SUB0000542	Princeton University	
93.394	I	22,938	Cancer Detection and Diagnosis Research	SUBK00014248	University of Michigan (UMICH)	
93.394	I	33,451	Cancer Detection and Diagnosis Research	THE-242677-02/ 68332	Mayo Clinic in Jacksonville	
93.394	I	271	Cancer Detection and Diagnosis Research	VUMC 38860	Vanderbilt University Medical Center	
93.394	I	92	Cancer Detection and Diagnosis Research	WU-14-153	Washington University in Saint Louis	
93.395	D	16,435,148	Cancer Treatment Research			
93.395	I	(57)	Cancer Treatment Research	N/A	Brigham and Women's Hospital	
93.395	I	18,874	Cancer Treatment Research	N/A	Deep Creek Pharma, LLC	
93.395	I	2,510	Cancer Treatment Research	N/A	EpiCypher, Inc.	
93.395	I	11,931	Cancer Treatment Research	N/A	NRG Oncology	
93.395	I	13,423	Cancer Treatment Research	N/A	Oncocetetics, Inc.	
93.395	I	162,427	Cancer Treatment Research	N/A	Public Health Institute	
93.395	I	43,546	Cancer Treatment Research	0125 G XA917	University of California at Los Angeles	
93.395	I	217,600	Cancer Treatment Research	0255-3281-4609	Mount Sinai School of Medicine	
93.395	I	(607)	Cancer Treatment Research	109685	Brigham and Women's Hospital	
93.395	I	73,875	Cancer Treatment Research	13748	EMMES Corporation	
93.395	I	226,425	Cancer Treatment Research	13765	EMMES Corporation	
93.395	I	(335)	Cancer Treatment Research	1568 G UA696	University of California at Los Angeles	
93.395	I	446	Cancer Treatment Research	1812	American College of Radiology (ACR)	
93.395	I	3,421	Cancer Treatment Research	19-4210	Sonovol, LLC	
93.395	I	(573)	Cancer Treatment Research	310635/PO#509648	Albert Einstein College of Medicine Inc	
93.395	I	(242)	Cancer Treatment Research	5R01CA133049-04	Mayo Clinic	
93.395	I	(183)	Cancer Treatment Research	5R01CA133049-05	Mayo Clinic	
93.395	I	68,250	Cancer Treatment Research	60075824 GR123817SPC	Ohio State University	
93.395	I	(336)	Cancer Treatment Research	9-526-1913	Albert Einstein College of Medicine Inc	
93.395	I	14,836	Cancer Treatment Research	A031027	Duke University	
93.395	I	82,606	Cancer Treatment Research	A035177	Duke University	
93.395	I	56,802	Cancer Treatment Research	AWD-002151-G1	Georgia Institute of Technology	
93.395	I	37,831	Cancer Treatment Research	F212147-2 / PO SR000	University of Maryland at Baltimore (UMB)	
93.395	I	(54,954)	Cancer Treatment Research	FP00028529_SUB149_01	Children's Hospital of Philadelphia	
93.395	I	46,293	Cancer Treatment Research	FY2016-020-M4	University of Kansas Center for Research	
93.395	I	15,594	Cancer Treatment Research	SUB00000039/ UR FAO	University of Rochester	
93.395	I	5,685	Cancer Treatment Research	SUBK00014074 3006996	University of Michigan (UMICH)	
93.395	I	818	Cancer Treatment Research	U10CA180820-01-UNC1	American College of Radiology Imaging Ne	
93.395	I	203,821	Cancer Treatment Research	UWSC12058 BPO49755	University of Washington	
93.395	I	(1)	Cancer Treatment Research	VUMC 57291	Vanderbilt University Medical Center	
93.396	D	7,945,163	Cancer Biology Research			
93.396	I	10,656	Cancer Biology Research	N/A	Enfuego Therapeutics	
93.396	I	9	Cancer Biology Research	N/A	Texas A&M University	
93.396	I	716	Cancer Biology Research	00003043	University of Texas MD Anderson Cancer Center	
93.396	I	(85)	Cancer Biology Research	00003043/ PO 3001135	University of Texas MD Anderson Cancer Center	
93.396	I	4,401	Cancer Biology Research	000531784-SC002	University of Alabama at Birmingham	
93.396	I	290,436	Cancer Biology Research	11000823-020	Purdue University	
93.396	I	45,722	Cancer Biology Research	1554 G XB980	University of California at Los Angeles	
93.396	I	226,574	Cancer Biology Research	20-2643	Triangle Biotechnology, Inc.	
93.396	I	140,112	Cancer Biology Research	3001744503	University of Texas MD Anderson Cancer Center	
93.396	I	61,978	Cancer Biology Research	64-55811085045107-11	Wake Forest University Health Sciences	
93.396	I	323	Cancer Biology Research	900807/RGC0000000052	University of Texas Southwestern Medical	
93.396	I	38,886	Cancer Biology Research	B45206UNC	Henry Ford Health System	
93.396	I	278,025	Cancer Biology Research	GMO210601 PO 0000002	University of Texas Southwestern Medical	
93.396	I	41,457	Cancer Biology Research	GR 109212 (CON-80002	Yale University	
93.396	I	60,354	Cancer Biology Research	PO 000001958B GMO 2	University of Texas Southwestern Medical	
93.396	I	352,792	Cancer Biology Research	UWSC12063/PO BPO4984	University of Washington	

**SCHEDULE OF EXPENDITURES OF FEDERAL AWARDS (BY STATE AGENCY)**

For the Fiscal Year Ended June 30, 2022

Federal ALN	Direct/ Indirect	Program Expenditures	ALN Program Title	Pass-Through Entity Number	Pass-Through Entity Name	Additional Award Information
93.396	I	21,489	Cancer Biology Research	VUMC65676	Vanderbilt University Medical Center	
93.397	D	10,319,223	Cancer Centers Support Grants			
93.397	I	5,539	Cancer Centers Support Grants	3001651538	University of Texas MD Anderson Cancer Center	
93.397	I	46,748	Cancer Centers Support Grants	3001701050	University of Texas MD Anderson Cancer Center	
93.397	I	104,035	Cancer Centers Support Grants	3001701567	University of Texas MD Anderson Cancer Center	
93.397	I	5,329	Cancer Centers Support Grants	3001704190	University of Texas MD Anderson Cancer Center	
93.397	I	5,328	Cancer Centers Support Grants	3001704196	University of Texas MD Anderson Cancer Center	
93.397	I	24,780	Cancer Centers Support Grants	3001868288	University of Texas MD Anderson Cancer Center	
93.397	I	12,810	Cancer Centers Support Grants	7000001296 CA254569	Baylor University College of Medicine	
93.397	I	17,793	Cancer Centers Support Grants	A033898	Duke University	
93.397	I	10,014	Cancer Centers Support Grants	A035074	Duke University	
93.397	I	164,656	Cancer Centers Support Grants	CON-80003117 (GR1134	Yale University	
93.397	I	68,291	Cancer Centers Support Grants	GR111356 (CON-800027	Yale University	
93.397	I	148,551	Cancer Centers Support Grants	PO 7000001296	Baylor University College of Medicine	
93.397	I	(10,120)	Cancer Centers Support Grants	RES515271	Case Western Reserve University	
93.397	I	872	Cancer Centers Support Grants	RES515886	Case Western Reserve University	
93.397	I	42,475	Cancer Centers Support Grants	RES516233	Case Western Reserve University	
93.397	I	17,791	Cancer Centers Support Grants	VUMC77349	Vanderbilt University Medical Center	
93.398	D	5,659,030	Cancer Research Manpower			
93.398	I	143,274	Cancer Research Manpower	SP14257-SB09	University of Mississippi Medical Center	
93.399	I	118,469	Cancer Control	202010116	Alliance NCTN Foundation	
93.399	I	24,101	Cancer Control	202010119	Alliance NCTN Foundation (ANF)	
93.399	I	205,143	Cancer Control	ZUG1CA189828-06-UNC1	ECOG-ACRIN Medical Research Foundation	
93.421	I	6,836	Strengthening Public Health Systems and Services through National Partnerships to Improve and Protect the Nation's Health	N/A	American Public Health Association (APHA)	
93.421	I	5,537	Strengthening Public Health Systems and Services through National Partnerships to Improve and Protect the Nation's Health	N/A	Association of University Centers on	
93.421	I	7,766	Strengthening Public Health Systems and Services through National Partnerships to Improve and Protect the Nation's Health	N/A	Society of Public Health Education (SOPHE)	
93.421	I	60,364	Strengthening Public Health Systems and Services through National Partnerships to Improve and Protect the Nation's Health	1452021 232-1403-3	National Association of Chronic Disease	
93.421	I	6,487	Strengthening Public Health Systems and Services through National Partnerships to Improve and Protect the Nation's Health	20-5354	Child Care Aware of Kansas	
93.421	I	6,571	Strengthening Public Health Systems and Services through National Partnerships to Improve and Protect the Nation's Health	20-5449	Southeast Louisiana Area Health Education	
93.421	I	6,419	Strengthening Public Health Systems and Services through National Partnerships to Improve and Protect the Nation's Health	20-5944	MCD Public Health	
93.421	I	4,999	Strengthening Public Health Systems and Services through National Partnerships to Improve and Protect the Nation's Health	2021-051902	National Association of County and City	
93.421	I	6,000	Strengthening Public Health Systems and Services through National Partnerships to Improve and Protect the Nation's Health	21-0847	Association of University Centers on	
93.421	I	16,615	Strengthening Public Health Systems and Services through National Partnerships to Improve and Protect the Nation's Health	21-1564	Supporting Families Together Association	
93.421	I	24,543	Strengthening Public Health Systems and Services through National Partnerships to Improve and Protect the Nation's Health	21-5104	Southeast Louisiana Area Health Education	
93.421	I	77,018	Strengthening Public Health Systems and Services through National Partnerships to Improve and Protect the Nation's Health	2152021	National Association of Chronic Disease	
93.421	I	16,351	Strengthening Public Health Systems and Services through National Partnerships to Improve and Protect the Nation's Health	22-0104	Child Care Aware of Kansas	
93.421	I	38,336	Strengthening Public Health Systems and Services through National Partnerships to Improve and Protect the Nation's Health	220223	National Association of Chronic Disease	
93.421	I	56,359	Strengthening Public Health Systems and Services through National Partnerships to Improve and Protect the Nation's Health	267-1400-4 220206	National Association of Chronic Disease	
93.421	I	15,805	Strengthening Public Health Systems and Services through National Partnerships to Improve and Protect the Nation's Health	27-8814-22	Association of University Centers on	
93.421	I	25,976	Strengthening Public Health Systems and Services through National Partnerships to Improve and Protect the Nation's Health	33-21-8814	Association of University Centers on	
93.421	I	66,127	Strengthening Public Health Systems and Services through National Partnerships to Improve and Protect the Nation's Health	3848	Task Force for Global Health	
93.421	I	33,767	Strengthening Public Health Systems and Services through National Partnerships to Improve and Protect the Nation's Health	AWD00000288SUB0000001	University of Vermont	
93.421	I	34,907	Strengthening Public Health Systems and Services through National Partnerships to Improve and Protect the Nation's Health	AWD00000738SUB0000003	University of Vermont	
93.421	I	9,086	Strengthening Public Health Systems and Services through National Partnerships to Improve and Protect the Nation's Health	PO 3848	Task Force for Global Health	
93.421	I	138	Strengthening Public Health Systems and Services through National Partnerships to Improve and Protect the Nation's Health	PO 7468	Council of State and Territorial Epidemic	



**SCHEDULE OF EXPENDITURES OF FEDERAL AWARDS (BY STATE AGENCY)**

For the Fiscal Year Ended June 30, 2022

Federal ALN	Direct/ Indirect	Program Expenditures	ALN Program Title	Pass-Through Entity Number	Pass-Through Entity Name	Additional Award Information
93.421	I	23,325	Strengthening Public Health Systems and Services through National Partnerships to Improve and Protect the Nation's Health	PO 7479	Council of State and Territorial Epidemic	
93.424	I	4,122	NON-ACA/PPHF—Building Capacity of the Public Health System to Improve Population Health through National Nonprofit Organizations	N/A	American Congress of Obstetricians and Gyn	
93.424	I	74	NON-ACA/PPHF—Building Capacity of the Public Health System to Improve Population Health through National Nonprofit Organizations	N/A	Association of University Centers on	
93.433	D	461,873	ACL National Institute on Disability, Independent Living, and Rehabilitation Research		Ohio State University	
93.433	I	19,532	ACL National Institute on Disability, Independent Living, and Rehabilitation Research	GR124236/SPC-1000005	Ohio State University	
93.433	I	19,858	ACL National Institute on Disability, Independent Living, and Rehabilitation Research	SPC-1000005619/ GR12	Ohio State University	
93.434	I	13,239	Every Student Succeeds Act/Preschool Development Grants	21-1545	Michigan Department of Education	
93.434	I	11,366	Every Student Succeeds Act/Preschool Development Grants	22-1541	Michigan Department of Education	
93.434	I	24,191	Every Student Succeeds Act/Preschool Development Grants	96-4710-0902-501	University of Nebraska at Lincoln	
93.439	I	16,663	State Physical Activity and Nutrition (SPAN)	20-6071	University of Kentucky Research Foundation	
93.439	I	20,889	State Physical Activity and Nutrition (SPAN)	2019-0182	Connecticut Department of Public Health	
93.439	I	7,905	State Physical Activity and Nutrition (SPAN)	21-0300	Illinois Public Health Institute (IPHI)	
93.439	I	16,380	State Physical Activity and Nutrition (SPAN)	22-0335	Illinois Public Health Institute (IPHI)	
93.512	I	(323)	Affordable Care Act (ACA) Personal and Home Care Aide State Training Program (PHCAST)	N/A	Foundation for Health Leadership & Innovation	
93.530	D	205,703	Teaching Health Center Graduate Medical Education Payment			
93.575	D	2,513	Child Care and Development Block Grant			
93.575	I	9,517	Child Care and Development Block Grant	21-0247	Alabama Partnership for Children	
93.575	I	17,479	Child Care and Development Block Grant	22-0613	Alabama Partnership for Children	
93.575	I	9,870	Child Care and Development Block Grant	22-1975	Supporting Families Together Association	
93.575	I	15,055	Child Care and Development Block Grant	22.1279	University of Maine	
93.599	I	165,603	Chafee Education and Training Vouchers Program (ETV)	1005709011	Illinois Department of Children and Families	
93.600	D	18,131	Head Start			
93.600	I	18,905	Head Start	2022-0033 FILE 12555	Education Development Center, Inc.	
93.600	I	124,959	Head Start	UNC YEAR 2	Start Early	
93.600	I	32,438	Head Start	UNC-01 CHILD-01	Start Early	
93.610	I	1,717	Health Care Innovation Awards (HCIA)	N/A	Community Care of North Carolina (CCNC)	
93.631	D	120,613	Developmental Disabilities Projects of National Significance			
93.632	D	621,993	University Centers for Excellence in Developmental Disabilities Education, Research, and Service			
93.658	I	202,949	Foster Care Title IV-E	1005709012	Illinois Department of Children and Families	
93.667	I	33,019	Social Services Block Grant	N/A	Cabarrus County Department of Human Services	
93.726	I	700	ARRA Accelerating Adoption of Comparative Effectiveness Research (CER	171193/2039064	Duke University	
93.732	D	1,588,124	Mental and Behavioral Health Education and Training Grants			
93.742	I	1	PPHF: Early Childcare and Education Obesity Prevention Program - Obesity Prevention in Young Children - financed solely by Public Prevention and Health Funds	N/A	Alabama Partnership for Children	
93.809	I	614	National Organizations for Chronic Disease Prevention and Health Promotion	1512019	National Association of Chronic Disease	
93.837	D	30,979,477	Cardiovascular Diseases Research			
93.837	I	31,840	Cardiovascular Diseases Research	N/A	Adgero Biopharmaceuticals Holdings Inc.	
93.837	I	(20,625)	Cardiovascular Diseases Research	N/A	Glycan Therapeutics, Inc.	
93.837	I	(202)	Cardiovascular Diseases Research	N/A	Gramercy Research Group	
93.837	I	17,776	Cardiovascular Diseases Research	N/A	HealthCore, Inc.	
93.837	I	(1,978)	Cardiovascular Diseases Research	N/A	University of Minnesota Board of Regents	
93.837	I	38,623	Cardiovascular Diseases Research	0001040439	Fred Hutchinson Cancer Research Center	
93.837	I	11,096	Cardiovascular Diseases Research	0001064563	Fred Hutchinson Cancer Research Center	
93.837	I	27,561	Cardiovascular Diseases Research	0001068275	Fred Hutchinson Cancer Research Center	
93.837	I	258,332	Cardiovascular Diseases Research	0001080575	Fred Hutchinson Cancer Research Center	
93.837	I	64,770	Cardiovascular Diseases Research	0001081551	Fred Hutchinson Cancer Research Center	
93.837	I	164	Cardiovascular Diseases Research	0005	Gramercy Research Group	
93.837	I	23,861	Cardiovascular Diseases Research	000503570-008	University of Alabama at Birmingham	
93.837	I	1,203	Cardiovascular Diseases Research	000503570-SC008	University of Alabama at Birmingham	
93.837	I	37,849	Cardiovascular Diseases Research	000511972-SC001	University of Alabama at Birmingham	
93.837	I	12,711	Cardiovascular Diseases Research	000530812-SC006	University of Alabama at Birmingham	
93.837	I	43,205	Cardiovascular Diseases Research	01062872	Beth Israel Deaconess Medical Center	
93.837	I	25,578	Cardiovascular Diseases Research	01063528	Beth Israel Deaconess Medical Center	
93.837	I	642	Cardiovascular Diseases Research	01063617	Beth Israel Deaconess Medical Center	
93.837	I	978	Cardiovascular Diseases Research	123632	Brigham and Women's Hospital	
93.837	I	6,298	Cardiovascular Diseases Research	12372SC	University of California at San Francisco	
93.837	I	172,994	Cardiovascular Diseases Research	1558719/PO 100130848	University of Colorado at Boulder	
93.837	I	37,646	Cardiovascular Diseases Research	168055/168054	University of Texas Health Science Center	
93.837	I	3,274	Cardiovascular Diseases Research	18742	University of Illinois at Chicago (UIC)	

**SCHEDULE OF EXPENDITURES OF FEDERAL AWARDS (BY STATE AGENCY)**

For the Fiscal Year Ended June 30, 2022

Federal ALN	Direct/ Indirect	Program Expenditures	ALN Program Title	Pass-Through Entity Number	Pass-Through Entity Name	Additional Award Information
93.837	I	15,873	Cardiovascular Diseases Research	19-0807	Glycan Therapeutics, Inc.	
93.837	I	21,640	Cardiovascular Diseases Research	19137-1	Baystate Medical Center	
93.837	I	48,707	Cardiovascular Diseases Research	2003634963	Johns Hopkins University	
93.837	I	5,200	Cardiovascular Diseases Research	2004339390	Johns Hopkins University	
93.837	I	781,886	Cardiovascular Diseases Research	2004517091	Johns Hopkins University	
93.837	I	24	Cardiovascular Diseases Research	203-3202	Duke University	
93.837	I	31,709	Cardiovascular Diseases Research	225708	Massachusetts General Hospital	
93.837	I	38,422	Cardiovascular Diseases Research	3001558456	University of Texas MD Anderson Cancer Center	
93.837	I	13,649	Cardiovascular Diseases Research	31148A PO 818500	Albert Einstein College of Medicine Inc	
93.837	I	45,032	Cardiovascular Diseases Research	311554PO#872227	Albert Einstein College of Medicine Inc	
93.837	I	676	Cardiovascular Diseases Research	431746-19467	Virginia Tech	
93.837	I	115,469	Cardiovascular Diseases Research	4500003917	Boston University Board of Trustees	
93.837	I	50,118	Cardiovascular Diseases Research	5-312-0217030-65769L	Research Triangle Institute (RTI International)	
93.837	I	21,092	Cardiovascular Diseases Research	5001381-Rosamond	Kent Hospital	
93.837	I	9,060	Cardiovascular Diseases Research	5001731-10-UNC	Kent Hospital	
93.837	I	(212)	Cardiovascular Diseases Research	563490	Trustees of the Univ. of Pennsylvania	
93.837	I	223	Cardiovascular Diseases Research	60040818	Ohio State University	
93.837	I	9,994	Cardiovascular Diseases Research	60057133 UNC	Northwestern University	
93.837	I	105,357	Cardiovascular Diseases Research	601164	Children's Mercy Hospital	
93.837	I	(64)	Cardiovascular Diseases Research	66674810414-NCCH	University of Mississippi Medical Center	
93.837	I	229,200	Cardiovascular Diseases Research	6793-01-RC002	Westat, Inc.	
93.837	I	201	Cardiovascular Diseases Research	710-9144	Miriam Hospital	
93.837	I	14	Cardiovascular Diseases Research	740622	University of Washington	
93.837	I	1,338	Cardiovascular Diseases Research	A239219	Emory University (EU)	
93.837	I	9,476	Cardiovascular Diseases Research	COVID Study Protocol	New England Research Institutes	
93.837	I	2,296	Cardiovascular Diseases Research	Higgins UNC 2021	Elon University	
93.837	I	7,971	Cardiovascular Diseases Research	KIZ2200-07	Northern California Institute for Research	
93.837	I	14,470	Cardiovascular Diseases Research	KR 705078	University of California at San Diego	
93.837	I	1,379	Cardiovascular Diseases Research	N006522501	University of Minnesota Board of Regents	
93.837	I	56,524	Cardiovascular Diseases Research	OS00000266 SPC-0015	University of Miami	
93.837	I	25,127	Cardiovascular Diseases Research	P008505101	University of Minnesota Board of Regents	
93.837	I	66	Cardiovascular Diseases Research	PO # 001897402	University of Minnesota	
93.837	I	84,641	Cardiovascular Diseases Research	PO 871082 31148A	Albert Einstein College of Medicine Inc	
93.837	I	(610)	Cardiovascular Diseases Research	R44 HL 126224-01A1 S	Elucid Bioimaging Inc.	
93.837	I	18,743	Cardiovascular Diseases Research	RES515116	Case Western Reserve University	
93.837	I	7,852	Cardiovascular Diseases Research	S00200-01	University of Iowa	
93.837	I	53,950	Cardiovascular Diseases Research	SA00000118	University of Texas at Houston Health	
93.837	I	(98)	Cardiovascular Diseases Research	WU-15-255	Washington University in Saint Louis	
93.837	I	11,442	Cardiovascular Diseases Research	WU-21-417-MOD-1ST000	Washington University in St. Louis School	
93.837	I	19,756	Cardiovascular Diseases Research	WU-22-0006	Washington University in Saint Louis	
93.837	I	43,051	Cardiovascular Diseases Research	WU-22-0007	Washington University in Saint Louis	
93.838	D	18,576,838	Lung Diseases Research			
93.838	I	533	Lung Diseases Research	N/A	Duke University	
93.838	I	32	Lung Diseases Research	N/A	Parion Sciences	
93.838	I	37,739	Lung Diseases Research	10-07742-8060-46	Physical Sciences, Inc.	
93.838	I	840,068	Lung Diseases Research	10454SC	University of California at San Francisco	
93.838	I	46,155	Lung Diseases Research	108792850	University of California at San Diego	
93.838	I	285	Lung Diseases Research	11079SUB	Seattle Children's Hospital Research Institute	
93.838	I	147,777	Lung Diseases Research	122937	Brigham and Women's Hospital	
93.838	I	48,697	Lung Diseases Research	125948	Brigham and Women's Hospital	
93.838	I	2,317	Lung Diseases Research	192243-10	Cornell University Weill Medical College	
93.838	I	2,788	Lung Diseases Research	2(GG015835-02)	Columbia University	
93.838	I	20,688	Lung Diseases Research	2(GG015835-02) G1471	Columbia University	
93.838	I	31,092	Lung Diseases Research	20117604_UNC	National Jewish Health	
93.838	I	(233)	Lung Diseases Research	2039483	Duke University	
93.838	I	273,893	Lung Diseases Research	212535-10	Cornell University	
93.838	I	161,695	Lung Diseases Research	212535-13	Cornell University Weill Medical College	
93.838	I	106,868	Lung Diseases Research	27(GG015997-01)	Columbia University	
93.838	I	173,058	Lung Diseases Research	27(GG015997-01) G152	Columbia University	
93.838	I	101,593	Lung Diseases Research	313-120000-550052	Wake Forest University Health Sciences	
93.838	I	24,426	Lung Diseases Research	31438SUB000000253	University of Vermont	
93.838	I	224	Lung Diseases Research	31438SUB000000285/PO	University of Vermont	
93.838	I	6,208	Lung Diseases Research	34	New York University (NYU)	
93.838	I	25,131	Lung Diseases Research	4500002806	Boston University Board of Trustees	

**SCHEDULE OF EXPENDITURES OF FEDERAL AWARDS (BY STATE AGENCY)**

For the Fiscal Year Ended June 30, 2022

Federal ALN	Direct/ Indirect	Program Expenditures	ALN Program Title	Pass-Through Entity Number	Pass-Through Entity Name	Additional Award Information
93.838	I	89,849	Lung Diseases Research	463942	University of Arizona	
93.838	I	50,453	Lung Diseases Research	464151	University of Arizona	
93.838	I	28,220	Lung Diseases Research	5(GG016816-02) G162	Columbia University	
93.838	I	(4,073)	Lung Diseases Research	579917/PO#4567327	Trustees of the Univ. of Pennsylvania	
93.838	I	34,136	Lung Diseases Research	7137305	Rhode Island Hospital	
93.838	I	(43)	Lung Diseases Research	720505	Proteogenomics Research Institute for Systems Medicine	
93.838	I	736	Lung Diseases Research	752648	University of Washington	
93.838	I	(907)	Lung Diseases Research	901487-UNC	Children's Memorial Hospital of Chicago	
93.838	I	40,873	Lung Diseases Research	A03-3919	Duke University	
93.838	I	7,761	Lung Diseases Research	A033918 (SPS-25871)	Duke University	
93.838	I	14,970	Lung Diseases Research	A035364 (SPS-269060)	Duke University	
93.838	I	330,076	Lung Diseases Research	AWD00002557 (134922-	University of Pittsburgh	
93.838	I	58,319	Lung Diseases Research	AWD00004140 (136230-	University of Pittsburgh	
93.838	I	627,782	Lung Diseases Research	FY22.1126.032	University of Colorado Denver	
93.838	I	(343)	Lung Diseases Research	GC12067-138351	University of Virginia	
93.838	I	25,585	Lung Diseases Research	GR111727(CON-8000282	Yale University	
93.838	I	581	Lung Diseases Research	IN4086488NC	Indiana University Purdue University	
93.838	I	19,970	Lung Diseases Research	PO U000367642	University of Utah	
93.838	I	(210)	Lung Diseases Research	RES507797	Case Western Reserve University	
93.838	I	1,546	Lung Diseases Research	S-ALP2021-CF27	George Washington University	
93.838	I	17,491	Lung Diseases Research	S-ALP2122-CF27	George Washington University	
93.838	I	82,650	Lung Diseases Research	TUL-HSC-558039-20/21	Tulane University	
93.838	I	3,725	Lung Diseases Research	VUMC64503	Vanderbilt University Medical Center	
93.838	I	29	Lung Diseases Research	W000705635	University of Iowa	
93.839	D	8,325,493	Blood Diseases and Resources Research		Bedrock Therapeutics	
93.839	I	25,596	Blood Diseases and Resources Research	N/A	Fred Hutchinson Cancer Research Center	
93.839	I	160,900	Blood Diseases and Resources Research	0001084360	Minneapolis Medical Research Foundation	
93.839	I	(26)	Blood Diseases and Resources Research	07416-3	Seattle Children's Hospital Research Institute	
93.839	I	(390)	Blood Diseases and Resources Research	10239SUB	Seattle Children's Hospital Research Institute	
93.839	I	71,679	Blood Diseases and Resources Research	12267SUB	Seattle Children's Hospital Research Institute	
93.839	I	12,718	Blood Diseases and Resources Research	12802SUB	Seattle Children's Hospital Research Institute	
93.839	I	18,421	Blood Diseases and Resources Research	1373-SUB	Cleveland Clinic Foundation	
93.839	I	8,393	Blood Diseases and Resources Research	1450-SUB	Cleveland Clinic Foundation	
93.839	I	2,464	Blood Diseases and Resources Research	1482	Rutgers the State University of New Jersey	
93.839	I	164,915	Blood Diseases and Resources Research	2004875918	Johns Hopkins University	
93.839	I	(92)	Blood Diseases and Resources Research	203-0276	Duke University Medical Center	
93.839	I	25,230	Blood Diseases and Resources Research	22-1222-UNC-CHAPEL	University of Tennessee Health Science Center	
93.839	I	30,606	Blood Diseases and Resources Research	248041	Duke University	
93.839	I	142	Blood Diseases and Resources Research	2831742-240027	Duke University	
93.839	I	3,240	Blood Diseases and Resources Research	33737-3	Augusta University	
93.839	I	109,027	Blood Diseases and Resources Research	401767-5804	Colorado School of Mines	
93.839	I	104,422	Blood Diseases and Resources Research	579830	Trustees of the Univ. of Pennsylvania	
93.839	I	60,559	Blood Diseases and Resources Research	6(GG014702-01)	Columbia University	
93.839	I	1,031	Blood Diseases and Resources Research	60078192 RF01612660	Ohio State University	
93.839	I	215,497	Blood Diseases and Resources Research	703999	University of California at San Diego	
93.839	I	13,993	Blood Diseases and Resources Research	8067	Trustees of Indiana University	
93.839	I	647	Blood Diseases and Resources Research	824-UNC-2015	Bloodworks Northwest	
93.839	I	(128)	Blood Diseases and Resources Research	961223-RSUB/2046X061	Children's Hospital of Philadelphia	
93.839	I	6,588	Blood Diseases and Resources Research	AWD00000392 (134345-	University of Pittsburgh Medical Center	
93.839	I	5,048	Blood Diseases and Resources Research	AWD00000392 (135867-	University of Pittsburgh Medical Center	
93.839	I	160,383	Blood Diseases and Resources Research	BD528315	Memorial Sloan-Kettering Cancer Center	
93.839	I	24,156	Blood Diseases and Resources Research	C21950089	Memorial Sloan-Kettering Cancer Center	
93.839	I	(917)	Blood Diseases and Resources Research	GENFD0001386039	Children's Hospital Boston	
93.839	I	71,820	Blood Diseases and Resources Research	GRT-00001472 PO 2029	Children's Hospital of Philadelphia	
93.839	I	199	Blood Diseases and Resources Research	PO#3315312/564956	Trustees of the Univ. of Pennsylvania	
93.839	I	9,072	Blood Diseases and Resources Research	RES514803	Case Western Reserve University	
93.839	I	53,030	Blood Diseases and Resources Research	RES516040	Case Western Reserve University	
93.839	I	(264)	Blood Diseases and Resources Research	RR571-373/4944276	University of Georgia	
93.839	I	235,125	Blood Diseases and Resources Research	SA0000419	University of Texas at Houston Health	
93.839	I	17,113	Blood Diseases and Resources Research	SPC-1000005814/GR123	Ohio State University	
93.839	I	8,837	Blood Diseases and Resources Research	UWSC11681/PO#BPO4611	University of Washington	
93.839	I	66,413	Blood Diseases and Resources Research	UWSC11723 PO 46592	University of Washington	
93.839	I	146,586	Blood Diseases and Resources Research	UWSC13272 (BPO 60796	University of Washington	

**SCHEDULE OF EXPENDITURES OF FEDERAL AWARDS (BY STATE AGENCY)**

For the Fiscal Year Ended June 30, 2022

Federal ALN	Direct/ Indirect	Program Expenditures	ALN Program Title	Pass-Through Entity Number	Pass-Through Entity Name	Additional Award Information
93.839	I	527	Blood Diseases and Resources Research	WU-18-/PO#ST00000842	Washington University in Saint Louis	
93.839	I	10,346	Blood Diseases and Resources Research	WU-18-162 -MOD-4 293	Washington University in Saint Louis	
93.839	I	16,017	Blood Diseases and Resources Research	WU-22-0189	Washington University in Saint Louis	
93.840	D	1,121,930	Translation and Implementation Science Research for Heart, Lung, Blood Diseases, and Sleep Disorders			
93.840	I	2,146	Translation and Implementation Science Research for Heart, Lung, Blood Diseases, and Sleep Disorders	20-5287	University of Malawi College of Medicine	
93.840	I	6,557	Translation and Implementation Science Research for Heart, Lung, Blood Diseases, and Sleep Disorders	M163P365F001-S02	Centre for Infectious Disease Research	
93.840	I	59,695	Translation and Implementation Science Research for Heart, Lung, Blood Diseases, and Sleep Disorders	M163P365F002-S02	Centre for Infectious Disease Research	
93.840	I	7,856	Translation and Implementation Science Research for Heart, Lung, Blood Diseases, and Sleep Disorders	VUMC92658	Vanderbilt University Medical Center	
93.846	D	10,732,325	Arthritis, Musculoskeletal and Skin Diseases Research			
93.846	I	290	Arthritis, Musculoskeletal and Skin Diseases Research	12-01091/101776	New York University (NYU)	
93.846	I	(630)	Arthritis, Musculoskeletal and Skin Diseases Research	1455-A ROSEN	Maine Medical Center	
93.846	I	40,111	Arthritis, Musculoskeletal and Skin Diseases Research	16-004	Wake Forest University	
93.846	I	24,922	Arthritis, Musculoskeletal and Skin Diseases Research	20-012	Wake Forest University	
93.846	I	19	Arthritis, Musculoskeletal and Skin Diseases Research	2033893	Duke University	
93.846	I	2,252	Arthritis, Musculoskeletal and Skin Diseases Research	3021904	Duke University	
93.846	I	8,048	Arthritis, Musculoskeletal and Skin Diseases Research	34-0411-2003-001	University of Nebraska Medical Center	
93.846	I	34,204	Arthritis, Musculoskeletal and Skin Diseases Research	643833	Arizona Board of Regents	
93.846	I	82,997	Arthritis, Musculoskeletal and Skin Diseases Research	A03-2173	Duke University	
93.846	I	33,921	Arthritis, Musculoskeletal and Skin Diseases Research	A492223	Emory University (EU)	
93.846	I	206,355	Arthritis, Musculoskeletal and Skin Diseases Research	K002394-00-S01	Kitware, Inc.	
93.847	D	29,175,069	Diabetes, Digestive, and Kidney Diseases Extramural Research			
93.847	I	112	Diabetes, Digestive, and Kidney Diseases Extramural Research	N/A	Connecticut Children's Medical Center	
93.847	I	53,843	Diabetes, Digestive, and Kidney Diseases Extramural Research	N/A	EpiCypher, Inc.	
93.847	I	78,325	Diabetes, Digestive, and Kidney Diseases Extramural Research	N/A	Inovasc, LLC	
93.847	I	57	Diabetes, Digestive, and Kidney Diseases Extramural Research	N/A	University of Michigan (UMICH)	
93.847	I	321	Diabetes, Digestive, and Kidney Diseases Extramural Research	N/A	University of South Florida Tampa	
93.847	I	55,291	Diabetes, Digestive, and Kidney Diseases Extramural Research	N/A	inSoma Bio	
93.847	I	(2,630)	Diabetes, Digestive, and Kidney Diseases Extramural Research	000522847-SC001-VOR-	University of Alabama at Birmingham	
93.847	I	1,957	Diabetes, Digestive, and Kidney Diseases Extramural Research	10046979-01	University of Utah	
93.847	I	(102)	Diabetes, Digestive, and Kidney Diseases Extramural Research	101800-117430	Wake Forest University Health Sciences	
93.847	I	(24)	Diabetes, Digestive, and Kidney Diseases Extramural Research	14070977-01	Cornell University Medical Campus	
93.847	I	30	Diabetes, Digestive, and Kidney Diseases Extramural Research	1R01DK106386-01	Medical College of Wisconsin	
93.847	I	191	Diabetes, Digestive, and Kidney Diseases Extramural Research	1R43DK095640-01A1	G1 Therapeutics	
93.847	I	29,611	Diabetes, Digestive, and Kidney Diseases Extramural Research	20-0782	Altis Biosystems, Inc. (formerly Altis B	
93.847	I	(138)	Diabetes, Digestive, and Kidney Diseases Extramural Research	2001815789	Johns Hopkins University	
93.847	I	5,771	Diabetes, Digestive, and Kidney Diseases Extramural Research	2005076433	Johns Hopkins University	
93.847	I	(95)	Diabetes, Digestive, and Kidney Diseases Extramural Research	203-0621	Duke University Medical Center	
93.847	I	72,692	Diabetes, Digestive, and Kidney Diseases Extramural Research	21-181065-01	Connecticut Children's Medical Center	
93.847	I	4,200	Diabetes, Digestive, and Kidney Diseases Extramural Research	21-2637	Sonoviol, LLC	
93.847	I	11	Diabetes, Digestive, and Kidney Diseases Extramural Research	222917	Massachusetts General Hospital	
93.847	I	28,255	Diabetes, Digestive, and Kidney Diseases Extramural Research	2301 G XG379	University of California at Los Angeles	
93.847	I	14,831	Diabetes, Digestive, and Kidney Diseases Extramural Research	238171	Massachusetts General Hospital	
93.847	I	16,905	Diabetes, Digestive, and Kidney Diseases Extramural Research	252-100710-553791	Wake Forest University Health Sciences	
93.847	I	2,724	Diabetes, Digestive, and Kidney Diseases Extramural Research	25460-3301820721	Children's Hospital of Philadelphia	
93.847	I	(141)	Diabetes, Digestive, and Kidney Diseases Extramural Research	29474870-48907-A	Stanford University	
93.847	I	10,866	Diabetes, Digestive, and Kidney Diseases Extramural Research	297-32841-1000011955	Wake Forest University Health Sciences	
93.847	I	(1,937)	Diabetes, Digestive, and Kidney Diseases Extramural Research	3003328374	University of Michigan (UMICH)	
93.847	I	15,190	Diabetes, Digestive, and Kidney Diseases Extramural Research	3004212973	University of Michigan (UMICH)	
93.847	I	17,694	Diabetes, Digestive, and Kidney Diseases Extramural Research	3021789	Duke University	
93.847	I	78,126	Diabetes, Digestive, and Kidney Diseases Extramural Research	319-45828-1100000071	Wake Forest University Health Sciences	
93.847	I	17,296	Diabetes, Digestive, and Kidney Diseases Extramural Research	32307-54	Augusta University	
93.847	I	32,064	Diabetes, Digestive, and Kidney Diseases Extramural Research	3301820722/ PO# 2029	Children's Hospital of Philadelphia	
93.847	I	47,577	Diabetes, Digestive, and Kidney Diseases Extramural Research	378777 5656810	University of Connecticut	
93.847	I	871	Diabetes, Digestive, and Kidney Diseases Extramural Research	4/PO#1002690	Rutgers the State University of New Jersey	
93.847	I	(165)	Diabetes, Digestive, and Kidney Diseases Extramural Research	416408-G	University of Rochester	
93.847	I	(3,223)	Diabetes, Digestive, and Kidney Diseases Extramural Research	417495G / UR FAO GR5	University of Rochester	
93.847	I	149,293	Diabetes, Digestive, and Kidney Diseases Extramural Research	428898	University of Connecticut	
93.847	I	49,706	Diabetes, Digestive, and Kidney Diseases Extramural Research	524-32352-1000011743	Wake Forest University Health Sciences	
93.847	I	67	Diabetes, Digestive, and Kidney Diseases Extramural Research	52801-I/PO#700000093	Baylor College of Medicine	
93.847	I	23,483	Diabetes, Digestive, and Kidney Diseases Extramural Research	54-45828-11000000678	Wake Forest University Health Sciences	

**SCHEDULE OF EXPENDITURES OF FEDERAL AWARDS (BY STATE AGENCY)**

For the Fiscal Year Ended June 30, 2022

Federal ALN	Direct/ Indirect	Program Expenditures	ALN Program Title	Pass-Through Entity Number	Pass-Through Entity Name	Additional Award Information
93.847	I	14,080	Diabetes, Digestive, and Kidney Diseases Extramural Research	579996/582534	Trustees of the Univ. of Pennsylvania	
93.847	I	10,354	Diabetes, Digestive, and Kidney Diseases Extramural Research	637-45102-1000055002	Wake Forest University Health Sciences	
93.847	I	24,569	Diabetes, Digestive, and Kidney Diseases Extramural Research	688-120370-336731	Wake Forest University Health Sciences	
93.847	I	31,465	Diabetes, Digestive, and Kidney Diseases Extramural Research	700094-0821-00 4605	Nationwide Children's Hospital	
93.847	I	36,852	Diabetes, Digestive, and Kidney Diseases Extramural Research	700094-0821-00 46078	Nationwide Children's Hospital	
93.847	I	198	Diabetes, Digestive, and Kidney Diseases Extramural Research	754857	University of Washington	
93.847	I	43,161	Diabetes, Digestive, and Kidney Diseases Extramural Research	859-45828-1100000071	Wake Forest University Health Sciences	
93.847	I	14,041	Diabetes, Digestive, and Kidney Diseases Extramural Research	900140	Drexel University	
93.847	I	22,842	Diabetes, Digestive, and Kidney Diseases Extramural Research	933-45828-1100000071	Wake Forest University Health Sciences	
93.847	I	205	Diabetes, Digestive, and Kidney Diseases Extramural Research	960474RSUB/330182	Children's Hospital of Philadelphia	
93.847	I	7,911	Diabetes, Digestive, and Kidney Diseases Extramural Research	AWD00000761 (133084-	University of Pittsburgh	
93.847	I	30,000	Diabetes, Digestive, and Kidney Diseases Extramural Research	CKD2019-3	3C Institute for Social Development	
93.847	I	22,448	Diabetes, Digestive, and Kidney Diseases Extramural Research	CY21-048-UNCCH	Sanford Research	
93.847	I	241,569	Diabetes, Digestive, and Kidney Diseases Extramural Research	FAR0027327	North Dakota State University	
93.847	I	16,515	Diabetes, Digestive, and Kidney Diseases Extramural Research	FP00005212_SA001	Virginia Commonwealth University (VCU)	
93.847	I	313,391	Diabetes, Digestive, and Kidney Diseases Extramural Research	FP00007299_SA001	Virginia Commonwealth University (VCU)	
93.847	I	85,675	Diabetes, Digestive, and Kidney Diseases Extramural Research	FP068366-01F 5302678	University of Chicago	
93.847	I	6,463	Diabetes, Digestive, and Kidney Diseases Extramural Research	FY22.687.001	University of Colorado Denver	
93.847	I	29,448	Diabetes, Digestive, and Kidney Diseases Extramural Research	GR102550/SPC-1000003	Ohio State University	
93.847	I	77,533	Diabetes, Digestive, and Kidney Diseases Extramural Research	M2102712	Texas A&M Agrilife Research	
93.847	I	14,192	Diabetes, Digestive, and Kidney Diseases Extramural Research	PO#3005737317/SUBK00	University of Michigan (UMICH)	
93.847	I	99,333	Diabetes, Digestive, and Kidney Diseases Extramural Research	R-20-0068	University of Houston	
93.847	I	(503)	Diabetes, Digestive, and Kidney Diseases Extramural Research	R01 DK092468	Oregon Research Institute	
93.847	I	19,259	Diabetes, Digestive, and Kidney Diseases Extramural Research	R43DK129107	Eko Devices, Inc	
93.847	I	42,865	Diabetes, Digestive, and Kidney Diseases Extramural Research	RC110120 UNC	Michigan State University	
93.847	I	18,588	Diabetes, Digestive, and Kidney Diseases Extramural Research	S-GRD1920-LL31	George Washington University	
93.847	I	41,473	Diabetes, Digestive, and Kidney Diseases Extramural Research	S-GRD2122-LL31	George Washington University	
93.847	I	21,381	Diabetes, Digestive, and Kidney Diseases Extramural Research	SA0000736/0013642C	University of Texas at Houston Health	
93.847	I	(177)	Diabetes, Digestive, and Kidney Diseases Extramural Research	SUBK00009254	University of Michigan (UMICH)	
93.847	I	66,140	Diabetes, Digestive, and Kidney Diseases Extramural Research	SUBK00014112 PO 300	University of Michigan Board of Regents	
93.847	I	26	Diabetes, Digestive, and Kidney Diseases Extramural Research	TIE1980-01B	Northern California Institute for Research	
93.847	I	276,137	Diabetes, Digestive, and Kidney Diseases Extramural Research	UWSC11876 BPO48314	University of Washington	
93.847	I	52,714	Diabetes, Digestive, and Kidney Diseases Extramural Research	UWSC12102 BPO 50344	University of Washington	
93.847	I	23,642	Diabetes, Digestive, and Kidney Diseases Extramural Research	VUMC 62324	Vanderbilt University Medical Center	
93.847	I	13,478	Diabetes, Digestive, and Kidney Diseases Extramural Research	VUMC74446	Vanderbilt University Medical Center	
93.847	I	23,508	Diabetes, Digestive, and Kidney Diseases Extramural Research	VUMC97498	Vanderbilt University Medical Center	
93.847	I	644	Diabetes, Digestive, and Kidney Diseases Extramural Research	WU-18-312	Washington University in Saint Louis	
93.853	D	18,378,697	Extramural Research Programs in the Neurosciences and Neurological Disorders			
93.853	I	188	Extramural Research Programs in the Neurosciences and Neurological Disorders	N/A	Boston Medical Center	
93.853	I	(149)	Extramural Research Programs in the Neurosciences and Neurological Disorders	N/A	Dignify Therapeutics	
93.853	I	156,933	Extramural Research Programs in the Neurosciences and Neurological Disorders	N/A	NeuroGT, Inc.	
93.853	I	7	Extramural Research Programs in the Neurosciences and Neurological Disorders	N/A	Pennsylvania State University	
93.853	I	(390)	Extramural Research Programs in the Neurosciences and Neurological Disorders	N/A	Washington University in Saint Louis	
93.853	I	11,520	Extramural Research Programs in the Neurosciences and Neurological Disorders	012043-140257	University of Cincinnati	
93.853	I	21,221	Extramural Research Programs in the Neurosciences and Neurological Disorders	012044-140257	University of Cincinnati	
93.853	I	19,559	Extramural Research Programs in the Neurosciences and Neurological Disorders	1(GG010874-01)	Columbia University	
93.853	I	20,569	Extramural Research Programs in the Neurosciences and Neurological Disorders	1171-SUB	Cleveland Clinic Foundation	
93.853	I	5,776	Extramural Research Programs in the Neurosciences and Neurological Disorders	123660301/POS9002419	University of California at San Diego	
93.853	I	91,807	Extramural Research Programs in the Neurosciences and Neurological Disorders	1452-SUB	Cleveland Clinic Foundation	
93.853	I	(2,037)	Extramural Research Programs in the Neurosciences and Neurological Disorders	20-M56	George Washington University	
93.853	I	1,166	Extramural Research Programs in the Neurosciences and Neurological Disorders	2020A014357	Massachusetts General Hospital	
93.853	I	10,930	Extramural Research Programs in the Neurosciences and Neurological Disorders	2301 G WE216	University of California at Los Angeles	
93.853	I	85,283	Extramural Research Programs in the Neurosciences and Neurological Disorders	234362	Massachusetts General Hospital	
93.853	I	86,423	Extramural Research Programs in the Neurosciences and Neurological Disorders	3(GG015295-01)/PO G1	Columbia University Trustees	
93.853	I	9,286	Extramural Research Programs in the Neurosciences and Neurological Disorders	303-000277	Duke University	
93.853	I	106,234	Extramural Research Programs in the Neurosciences and Neurological Disorders	5070-S04	Actuated Medical, Inc (AMI)	
93.853	I	62,197	Extramural Research Programs in the Neurosciences and Neurological Disorders	62680095-115866	Leland Stanford Junior University (LSJU)	
93.853	I	2,054	Extramural Research Programs in the Neurosciences and Neurological Disorders	9091SC	University of California at San Francisco	
93.853	I	55,441	Extramural Research Programs in the Neurosciences and Neurological Disorders	A03-1446	Duke University	
93.853	I	36,409	Extramural Research Programs in the Neurosciences and Neurological Disorders	A031257	Duke University	
93.853	I	15,255	Extramural Research Programs in the Neurosciences and Neurological Disorders	A032629	Duke University	
93.853	I	37,973	Extramural Research Programs in the Neurosciences and Neurological Disorders	FY20.620.001 2-5-91	University of Colorado Denver	
93.853	I	205,943	Extramural Research Programs in the Neurosciences and Neurological Disorders	FY22.1113.002	University of Colorado Denver	
93.853	I	33	Extramural Research Programs in the Neurosciences and Neurological Disorders	K000841-00-S02	Kitware, Inc.	

**SCHEDULE OF EXPENDITURES OF FEDERAL AWARDS (BY STATE AGENCY)**

For the Fiscal Year Ended June 30, 2022

Federal ALN	Direct/ Indirect	Program Expenditures	ALN Program Title	Pass-Through Entity Number	Pass-Through Entity Name	Additional Award Information
93.853	I	18,066	Extramural Research Programs in the Neurosciences and Neurological Disorders	K002789-00-S02	Kitware, Inc.	
93.853	I	11,042	Extramural Research Programs in the Neurosciences and Neurological Disorders	KR 704675	University of California at San Diego	
93.853	I	27,441	Extramural Research Programs in the Neurosciences and Neurological Disorders	PO 60460 UWSC13229	University of Washington	
93.853	I	60,692	Extramural Research Programs in the Neurosciences and Neurological Disorders	RC111156B	Michigan State University	
93.853	I	(41)	Extramural Research Programs in the Neurosciences and Neurological Disorders	SNNC7115	Soterix Medical Inc	
93.853	I	6,750	Extramural Research Programs in the Neurosciences and Neurological Disorders	SUB00002945	University of Florida	
93.853	I	64,485	Extramural Research Programs in the Neurosciences and Neurological Disorders	SUBK10398CSPR-002	University of Michigan (UMICH)	
93.853	I	111	Extramural Research Programs in the Neurosciences and Neurological Disorders	WU-08-196/PO#2905986	Washington University in Saint Louis	
93.855	D	65,551,316	Allergy and Infectious Diseases Research			
93.855	I	12,710	Allergy and Infectious Diseases Research	N/A	Benaroya Research Institute	
93.855	I	25	Allergy and Infectious Diseases Research	N/A	Brigham and Women's Hospital	
93.855	I	(707)	Allergy and Infectious Diseases Research	N/A	Eldec Pharmaceuticals, Inc	
93.855	I	237,601	Allergy and Infectious Diseases Research	N/A	EpiCypher, Inc.	
93.855	I	361	Allergy and Infectious Diseases Research	N/A	Fred Hutchinson Cancer Research Center	
93.855	I	(5,972)	Allergy and Infectious Diseases Research	N/A	Institute for Clinical Research	
93.855	I	(157,279)	Allergy and Infectious Diseases Research	N/A	Johns Hopkins University	
93.855	I	57,383	Allergy and Infectious Diseases Research	N/A	Miriam Hospital	
93.855	I	127	Allergy and Infectious Diseases Research	N/A	Mount Sinai School of Medicine	
93.855	I	46,914	Allergy and Infectious Diseases Research	N/A	Nabgen, Inc.	
93.855	I	(16)	Allergy and Infectious Diseases Research	N/A	Oregon Health and Science University	
93.855	I	(400)	Allergy and Infectious Diseases Research	N/A	Research Triangle Institute (RTI International)	
93.855	I	(214)	Allergy and Infectious Diseases Research	N/A	Trustees of the Univ. of Pennsylvania	
93.855	I	68,040	Allergy and Infectious Diseases Research	00001034942	Fred Hutchinson Cancer Research Center	
93.855	I	84,555	Allergy and Infectious Diseases Research	00001340	Brown University	
93.855	I	182,195	Allergy and Infectious Diseases Research	00001398	Brown University	
93.855	I	49,361	Allergy and Infectious Diseases Research	00001953	Brown University	
93.855	I	24,456	Allergy and Infectious Diseases Research	00002016	Brown University	
93.855	I	(333)	Allergy and Infectious Diseases Research	0000754179-212019	Fred Hutchinson Cancer Research Center	
93.855	I	(114)	Allergy and Infectious Diseases Research	0000754469	Fred Hutchinson Cancer Research Center	
93.855	I	(69)	Allergy and Infectious Diseases Research	0000782595-212019	Fred Hutchinson Cancer Research Center	
93.855	I	(14)	Allergy and Infectious Diseases Research	0000782596-212018	Fred Hutchinson Cancer Research Center	
93.855	I	23	Allergy and Infectious Diseases Research	0000831383	Fred Hutchinson Cancer Research Center	
93.855	I	7,021	Allergy and Infectious Diseases Research	0001030745	Fred Hutchinson Cancer Research Center	
93.855	I	33,603	Allergy and Infectious Diseases Research	0001033190	Fred Hutchinson Cancer Research Center	
93.855	I	6,331	Allergy and Infectious Diseases Research	0001034315	Fred Hutchinson Cancer Research Center	
93.855	I	60,524	Allergy and Infectious Diseases Research	0001038058	Fred Hutchinson Cancer Research Center	
93.855	I	3,517	Allergy and Infectious Diseases Research	0001041684	Fred Hutchinson Cancer Research Center	
93.855	I	97,821	Allergy and Infectious Diseases Research	00010423	University of California at Berkeley	
93.855	I	3,517	Allergy and Infectious Diseases Research	0001042325	Fred Hutchinson Cancer Research Center	
93.855	I	370,170	Allergy and Infectious Diseases Research	00010455	University of California at Berkeley	
93.855	I	526,250	Allergy and Infectious Diseases Research	0001053175	Fred Hutchinson Cancer Research Center	
93.855	I	15,013	Allergy and Infectious Diseases Research	0001060394	Fred Hutchinson Cancer Research Center	
93.855	I	112,767	Allergy and Infectious Diseases Research	0001062469	Fred Hutchinson Cancer Research Center	
93.855	I	102,697	Allergy and Infectious Diseases Research	0001067123	Fred Hutchinson Cancer Research Center	
93.855	I	124,930	Allergy and Infectious Diseases Research	0001085329	Fred Hutchinson Cancer Research Center	
93.855	I	297,434	Allergy and Infectious Diseases Research	0001085572	Fred Hutchinson Cancer Research Center	
93.855	I	12,473	Allergy and Infectious Diseases Research	0001096573	Fred Hutchinson Cancer Research Center	
93.855	I	54,826	Allergy and Infectious Diseases Research	0001096576	Fred Hutchinson Cancer Research Center	
93.855	I	20,824	Allergy and Infectious Diseases Research	0001114001	Fred Hutchinson Cancer Research Center	
93.855	I	(1,600)	Allergy and Infectious Diseases Research	000421524-004	University of Alabama at Birmingham	
93.855	I	(446)	Allergy and Infectious Diseases Research	000502793-005	University of Alabama at Birmingham	
93.855	I	127,900	Allergy and Infectious Diseases Research	000510836-008	University of Alabama at Birmingham	
93.855	I	197,207	Allergy and Infectious Diseases Research	000520254-SC006	University of Alabama at Birmingham	
93.855	I	583,709	Allergy and Infectious Diseases Research	000520254-SC002	University of Alabama at Birmingham	
93.855	I	65,189	Allergy and Infectious Diseases Research	000520254-SC006	University of Alabama at Birmingham	
93.855	I	320,806	Allergy and Infectious Diseases Research	000529618-SC008	University of Alabama at Birmingham	
93.855	I	(31)	Allergy and Infectious Diseases Research	0080.0145/956	Family Health International	
93.855	I	555	Allergy and Infectious Diseases Research	0080.0207/705	Family Health International	
93.855	I	83	Allergy and Infectious Diseases Research	0080.0213/779	Family Health International	
93.855	I	(285)	Allergy and Infectious Diseases Research	0254-6990-4609	Mount Sinai School of Medicine	
93.855	I	74	Allergy and Infectious Diseases Research	0254-6991-4609	Mount Sinai School of Medicine	
93.855	I	124	Allergy and Infectious Diseases Research	1(GG007638)	Columbia University Trustees	
93.855	I	35,958	Allergy and Infectious Diseases Research	1-340-0217434-66355L	Research Triangle Institute (RTI International)	
93.855	I	187,067	Allergy and Infectious Diseases Research	1-340-0217444-65953L	Research Triangle Institute (RTI International)	

**SCHEDULE OF EXPENDITURES OF FEDERAL AWARDS (BY STATE AGENCY)**

For the Fiscal Year Ended June 30, 2022

Federal ALN	Direct/ Indirect	Program Expenditures	ALN Program Title	Pass-Through Entity Number	Pass-Through Entity Name	Additional Award Information
93.855	I	30	Allergy and Infectious Diseases Research	10466	Wake Forest University School of Medicine	
93.855	I	46	Allergy and Infectious Diseases Research	110006	Brigham and Women's Hospital	
93.855	I	38,554	Allergy and Infectious Diseases Research	11000624-002	Purdue University	
93.855	I	(1,890)	Allergy and Infectious Diseases Research	110009	Brigham and Women's Hospital	
93.855	I	109	Allergy and Infectious Diseases Research	110014	Brigham and Women's Hospital	
93.855	I	(44,256)	Allergy and Infectious Diseases Research	110200	Brigham and Women's Hospital	
93.855	I	(137)	Allergy and Infectious Diseases Research	110233	Brigham and Women's Hospital	
93.855	I	(651)	Allergy and Infectious Diseases Research	110238	Brigham and Women's Hospital	
93.855	I	295	Allergy and Infectious Diseases Research	111672	Brigham and Women's Hospital	
93.855	I	333,918	Allergy and Infectious Diseases Research	117316-5114521	Harvard University School of Public Heal	
93.855	I	216,623	Allergy and Infectious Diseases Research	12492SUB	Seattle Children's Hospital Research Institute	
93.855	I	(605)	Allergy and Infectious Diseases Research	135408	Cincinnati Children's Hospital Medical Center	
93.855	I	116,799	Allergy and Infectious Diseases Research	15(GG014746-22)	Columbia University Trustees	
93.855	I	8,514	Allergy and Infectious Diseases Research	1560 B WA858	University of California at Los Angeles	
93.855	I	(164)	Allergy and Infectious Diseases Research	1560 B WA900	University of California at Los Angeles	
93.855	I	456,750	Allergy and Infectious Diseases Research	1560 B YB561	University of California at Los Angeles	
93.855	I	709,515	Allergy and Infectious Diseases Research	1560 B YB826	University of California at Los Angeles	
93.855	I	283,436	Allergy and Infectious Diseases Research	1560 G YB302	University of California at Los Angeles	
93.855	I	14,614	Allergy and Infectious Diseases Research	1560 G YB540	University of California at Los Angeles	
93.855	I	63,755	Allergy and Infectious Diseases Research	1560 G ZA294	University of California at Los Angeles	
93.855	I	12,331	Allergy and Infectious Diseases Research	1560 G ZA797	University of California at Los Angeles	
93.855	I	3,308	Allergy and Infectious Diseases Research	1560 G ZA849	University of California at Los Angeles	
93.855	I	8,661	Allergy and Infectious Diseases Research	1560 G ZC386	University of California at Los Angeles	
93.855	I	49,570	Allergy and Infectious Diseases Research	1650 G ZA331	University of California at Los Angeles	
93.855	I	110,397	Allergy and Infectious Diseases Research	17-3287/PO2000030946	University of South Carolina (USC)	
93.855	I	53,046	Allergy and Infectious Diseases Research	19-4120	Parion Sciences	
93.855	I	(1)	Allergy and Infectious Diseases Research	19-4287	Luceome Biotechnologies, L.L.C.	
93.855	I	206,743	Allergy and Infectious Diseases Research	19-5722	EcoHealth Alliance	
93.855	I	15,637	Allergy and Infectious Diseases Research	199-45116-1000055376	Wake Forest University Health Sciences	
93.855	I	107,407	Allergy and Infectious Diseases Research	1R01AI147731-01A1 (0	University of Texas Rio Grande Valley	
93.855	I	14,422	Allergy and Infectious Diseases Research	1R41AI142847-02	Irex Pharma LLC	
93.855	I	299,149	Allergy and Infectious Diseases Research	20-0702	Luceome Biotechnologies, L.L.C.	
93.855	I	48,000	Allergy and Infectious Diseases Research	20-2619	Mucommune, LLC	
93.855	I	157,843	Allergy and Infectious Diseases Research	20-4644	Eldec Pharmaceuticals, Inc	
93.855	I	75,149	Allergy and Infectious Diseases Research	20-4903	Mucommune, LLC	
93.855	I	589	Allergy and Infectious Diseases Research	2000056553	Johns Hopkins University	
93.855	I	(5,944)	Allergy and Infectious Diseases Research	2003037086	Johns Hopkins University	
93.855	I	470,867	Allergy and Infectious Diseases Research	2003383922	Johns Hopkins University	
93.855	I	122,451	Allergy and Infectious Diseases Research	2003478036	Johns Hopkins University	
93.855	I	61,605	Allergy and Infectious Diseases Research	2003993693	Johns Hopkins University	
93.855	I	233,136	Allergy and Infectious Diseases Research	2004269187	Johns Hopkins University	
93.855	I	47,686	Allergy and Infectious Diseases Research	2004360886	Johns Hopkins University	
93.855	I	22,281	Allergy and Infectious Diseases Research	2004444725	Johns Hopkins University	
93.855	I	63,945	Allergy and Infectious Diseases Research	2004738349	Johns Hopkins University	
93.855	I	559,572	Allergy and Infectious Diseases Research	2004841029	Johns Hopkins University	
93.855	I	3,484	Allergy and Infectious Diseases Research	2004911372 LDR 18	Johns Hopkins University	
93.855	I	161,892	Allergy and Infectious Diseases Research	2005166603	Johns Hopkins University	
93.855	I	4,137	Allergy and Infectious Diseases Research	2005291417 LDR 20	Johns Hopkins University	
93.855	I	61,120	Allergy and Infectious Diseases Research	2005419291	Johns Hopkins University	
93.855	I	28,822	Allergy and Infectious Diseases Research	2021-46	University of Oklahoma	
93.855	I	106,471	Allergy and Infectious Diseases Research	203504UNC	University of Notre Dame	
93.855	I	35,419	Allergy and Infectious Diseases Research	203533-05	Cornell University Medical Campus	
93.855	I	133,055	Allergy and Infectious Diseases Research	20389/PO#1000010783	University of Maryland at Baltimore (UMB)	
93.855	I	10,328	Allergy and Infectious Diseases Research	21-M112	George Washington University	
93.855	I	81,508	Allergy and Infectious Diseases Research	212094-01	Cornell University Weill Medical College	
93.855	I	462,918	Allergy and Infectious Diseases Research	212094-03	Cornell University Weill Medical College	
93.855	I	48,228	Allergy and Infectious Diseases Research	214163	Cornell University Weill Medical College	
93.855	I	9,986	Allergy and Infectious Diseases Research	25900-82-324	Wistar Institute	
93.855	I	3,436	Allergy and Infectious Diseases Research	25901-82-324	Wistar Institute	
93.855	I	19,152	Allergy and Infectious Diseases Research	299815414-UNC-01	Monash University	
93.855	I	9,020	Allergy and Infectious Diseases Research	3004163909	University of Michigan (UMICH)	
93.855	I	(6,626)	Allergy and Infectious Diseases Research	3021591	Duke University	
93.855	I	43,173	Allergy and Infectious Diseases Research	3021720	Duke University	
93.855	I	40,463	Allergy and Infectious Diseases Research	3021731	Duke University	

**SCHEDULE OF EXPENDITURES OF FEDERAL AWARDS (BY STATE AGENCY)**

For the Fiscal Year Ended June 30, 2022

Federal ALN	Direct/ Indirect	Program Expenditures	ALN Program Title	Pass-Through Entity Number	Pass-Through Entity Name	Additional Award Information
93.855	I	311,712	Allergy and Infectious Diseases Research	303000021	Duke University	
93.855	I	50,498	Allergy and Infectious Diseases Research	303000152	Duke University	
93.855	I	44,983	Allergy and Infectious Diseases Research	303000155	Duke University	
93.855	I	13,362	Allergy and Infectious Diseases Research	303000461	Duke University	
93.855	I	23,056	Allergy and Infectious Diseases Research	309363 (CT1) PO 3100	Cincinnati Children's Hospital Medical Center	
93.855	I	4,131	Allergy and Infectious Diseases Research	309363(CT1) PO310071	Cincinnati Children's Hospital Medical Center	
93.855	I	16,856	Allergy and Infectious Diseases Research	309364 (CT2) 310072	Cincinnati Children's Hospital Medical Center	
93.855	I	18,288	Allergy and Infectious Diseases Research	309364 (CT2) 3100774	Cincinnati Children's Hospital Medical Center	
93.855	I	40,394	Allergy and Infectious Diseases Research	31121B PO 864850	Albert Einstein College of Medicine Inc	
93.855	I	1,905	Allergy and Infectious Diseases Research	31121D PO# P0886508	Albert Einstein College of Medicine Inc	
93.855	I	389	Allergy and Infectious Diseases Research	31614J/PO 818495	Albert Einstein College of Medicine Inc	
93.855	I	95,995	Allergy and Infectious Diseases Research	33109SUB52706	University of Vermont	
93.855	I	44,929	Allergy and Infectious Diseases Research	4500003386	Boston University Board of Trustees	
93.855	I	253,757	Allergy and Infectious Diseases Research	4740 PO966808	Henry M Jackson Foundation	
93.855	I	95,340	Allergy and Infectious Diseases Research	4740/ 65852 PO 96680	Henry M Jackson Foundation	
93.855	I	(2,430)	Allergy and Infectious Diseases Research	4740/ PO 966808	Henry M Jackson Foundation	
93.855	I	92,441	Allergy and Infectious Diseases Research	4741 PO 971211	Henry M Jackson Foundation	
93.855	I	198	Allergy and Infectious Diseases Research	490K582	University of Wisconsin at Madison	
93.855	I	193,672	Allergy and Infectious Diseases Research	492004	University of Arizona	
93.855	I	130,241	Allergy and Infectious Diseases Research	5-27193	Scripps Research Institute	
93.855	I	37,225	Allergy and Infectious Diseases Research	5121889	Mucommune, LLC	
93.855	I	(894)	Allergy and Infectious Diseases Research	54406214	University of Southern California (USC)	
93.855	I	354	Allergy and Infectious Diseases Research	565K036	University of Wisconsin at Madison	
93.855	I	12,870	Allergy and Infectious Diseases Research	575196	Trustees of the Univ. of Pennsylvania	
93.855	I	(1)	Allergy and Infectious Diseases Research	5R01A1131688-04	Rockefeller University	
93.855	I	11,462	Allergy and Infectious Diseases Research	60040631 UNC	Northwestern University	
93.855	I	222,097	Allergy and Infectious Diseases Research	62624322-116098	Leland Stanford Junior University (LSJU)	
93.855	I	14,885	Allergy and Infectious Diseases Research	7000000953	Baylor University College of Medicine	
93.855	I	14,121	Allergy and Infectious Diseases Research	7000001394	Baylor University College of Medicine	
93.855	I	138,325	Allergy and Infectious Diseases Research	703673	University of California at San Diego	
93.855	I	223	Allergy and Infectious Diseases Research	759220	University of Washington	
93.855	I	18,537	Allergy and Infectious Diseases Research	7922 (Site 0091)	Duke University	
93.855	I	(4,961)	Allergy and Infectious Diseases Research	9294	Magee-Women's Research Institute & Foundation	
93.855	I	9,498	Allergy and Infectious Diseases Research	94075853	University of California at San Diego	
93.855	I	203	Allergy and Infectious Diseases Research	9500241409	Boston University	
93.855	I	109	Allergy and Infectious Diseases Research	956/0080.0145/ GO 00	Family Health International	
93.855	I	(989)	Allergy and Infectious Diseases Research	972/0080.0174	Family Health International	
93.855	I	50,308	Allergy and Infectious Diseases Research	A03-4301	Duke University	
93.855	I	40,517	Allergy and Infectious Diseases Research	A03-4303	Duke University	
93.855	I	(28)	Allergy and Infectious Diseases Research	A031451	Duke University	
93.855	I	66,163	Allergy and Infectious Diseases Research	A032960	Duke University	
93.855	I	195,800	Allergy and Infectious Diseases Research	A033420	Duke University	
93.855	I	64,476	Allergy and Infectious Diseases Research	A033980	Duke University	
93.855	I	277,374	Allergy and Infectious Diseases Research	A034953	Duke University	
93.855	I	4,997	Allergy and Infectious Diseases Research	A035189	Duke University	
93.855	I	12,577	Allergy and Infectious Diseases Research	A22-0073-S002	University of South Alabama	
93.855	I	29,879	Allergy and Infectious Diseases Research	A364993	Emory University (EU)	
93.855	I	7,214	Allergy and Infectious Diseases Research	A425048	Emory University (EU)	
93.855	I	119,808	Allergy and Infectious Diseases Research	A483100	Emory University (EU)	
93.855	I	145,640	Allergy and Infectious Diseases Research	A520700	Emory University (EU)	
93.855	I	199,205	Allergy and Infectious Diseases Research	A5401 1560 B YB826	University of California at Los Angeles	
93.855	I	151,274	Allergy and Infectious Diseases Research	A542927	Emory University (EU)	
93.855	I	21,428	Allergy and Infectious Diseases Research	AWD-002900-G2	Georgia Institute of Technology	
93.855	I	(986)	Allergy and Infectious Diseases Research	CNVA00060724(131270-	University of Pittsburgh	
93.855	I	(289)	Allergy and Infectious Diseases Research	FY14ITN06	Benaroya Research Institute	
93.855	I	(94)	Allergy and Infectious Diseases Research	FY17ITN012	Benaroya Research Institute	
93.855	I	(1,732)	Allergy and Infectious Diseases Research	FY20ITN334	Benaroya Research Institute	
93.855	I	25,935	Allergy and Infectious Diseases Research	FY21ITN334	Benaroya Research Institute	
93.855	I	508,113	Allergy and Infectious Diseases Research	FY21ITN452	Benaroya Research Institute	
93.855	I	67,022	Allergy and Infectious Diseases Research	FY21ITN506	Benaroya Research Institute	
93.855	I	38,984	Allergy and Infectious Diseases Research	FY21ITN521	Benaroya Research Institute	
93.855	I	25,880	Allergy and Infectious Diseases Research	FY22.141.003	University of Colorado Denver	
93.855	I	24,014	Allergy and Infectious Diseases Research	FY22ITN452	Benaroya Research Institute	
93.855	I	6,258	Allergy and Infectious Diseases Research	FY22ITN506	Benaroya Research Institute	



**SCHEDULE OF EXPENDITURES OF FEDERAL AWARDS (BY STATE AGENCY)**

For the Fiscal Year Ended June 30, 2022

Federal ALN	Direct/ Indirect	Program Expenditures	ALN Program Title	Pass-Through Entity Number	Pass-Through Entity Name	Additional Award Information
93.855	I	34,375	Allergy and Infectious Diseases Research	FY22ITN521	Benaroya Research Institute	
93.855	I	51,469	Allergy and Infectious Diseases Research	G-45858-05	Colorado State University	
93.855	I	4,427	Allergy and Infectious Diseases Research	G10063-19030 0000237	Hackensack Meridian Health	
93.855	I	11,221	Allergy and Infectious Diseases Research	GR107887 (CON-800020	Yale University	
93.855	I	(189)	Allergy and Infectious Diseases Research	LDR 10 MOD 08 / PO20	Johns Hopkins University	
93.855	I	(83)	Allergy and Infectious Diseases Research	LDR 12 MOD 03	Johns Hopkins University	
93.855	I	(15)	Allergy and Infectious Diseases Research	LDR 12/PO#2004112736	Johns Hopkins University	
93.855	I	(1,237)	Allergy and Infectious Diseases Research	LDR 13/PO#2004112743	Johns Hopkins University	
93.855	I	12,618	Allergy and Infectious Diseases Research	LDR 17 2004911373	Johns Hopkins University	
93.855	I	19,097	Allergy and Infectious Diseases Research	LDR 17 2004911373	Johns Hopkins University	
93.855	I	(17)	Allergy and Infectious Diseases Research	LDR-10 PO 2002688423	Johns Hopkins University	
93.855	I	(177)	Allergy and Infectious Diseases Research	MUSC14 034	University of South Carolina (USC)	
93.855	I	(2,990)	Allergy and Infectious Diseases Research	N005402801	University of Minnesota	
93.855	I	221,115	Allergy and Infectious Diseases Research	OSP2018037 / WA01177	University of Massachusetts Medical School	
93.855	I	52,034	Allergy and Infectious Diseases Research	OSP2018037 WA0101572	University of Massachusetts Medical School	
93.855	I	160	Allergy and Infectious Diseases Research	P2013-0259 UNC 15	Children's Hospital Los Angeles	
93.855	I	11	Allergy and Infectious Diseases Research	P66162854R	University of Minnesota	
93.855	I	6,005	Allergy and Infectious Diseases Research	PO 15004410	Family Health International	
93.855	I	(1,728)	Allergy and Infectious Diseases Research	PO 15004411	Family Health International	
93.855	I	18,241	Allergy and Infectious Diseases Research	PO 17004265	Family Health International	
93.855	I	8,711	Allergy and Infectious Diseases Research	PO 18001617	Family Health International	
93.855	I	172,266	Allergy and Infectious Diseases Research	PO 18001926	Family Health International	
93.855	I	14,998	Allergy and Infectious Diseases Research	PO 19000835	Family Health International	
93.855	I	23,658	Allergy and Infectious Diseases Research	PO 20002151	Family Health International	
93.855	I	369,021	Allergy and Infectious Diseases Research	PO 20002506	Family Health International	
93.855	I	1,079,963	Allergy and Infectious Diseases Research	PO 20002747	Family Health International	
93.855	I	461,052	Allergy and Infectious Diseases Research	PO 20002840	Family Health International	
93.855	I	116,465	Allergy and Infectious Diseases Research	PO 20002914	Family Health International	
93.855	I	(547)	Allergy and Infectious Diseases Research	PO 20002961	Family Health International	
93.855	I	14,405	Allergy and Infectious Diseases Research	PO 21000541	Family Health International	
93.855	I	39,604	Allergy and Infectious Diseases Research	PO 21000542	Family Health International	
93.855	I	(17)	Allergy and Infectious Diseases Research	PO#3100393347/135409	Cincinnati Children's Hospital Medical Center	
93.855	I	59,833	Allergy and Infectious Diseases Research	PO17000385	Family Health International	
93.855	I	248,162	Allergy and Infectious Diseases Research	PO17001853	Family Health International	
93.855	I	214,152	Allergy and Infectious Diseases Research	PO17001868	Family Health International	
93.855	I	627,397	Allergy and Infectious Diseases Research	PO17002292	Family Health International	
93.855	I	29,264	Allergy and Infectious Diseases Research	PO19000050	Family Health International	
93.855	I	46,788	Allergy and Infectious Diseases Research	PO19000834	Family Health International	
93.855	I	49,774	Allergy and Infectious Diseases Research	PO20002828	Family Health International	
93.855	I	1,735,261	Allergy and Infectious Diseases Research	PO20003130	Family Health International	
93.855	I	686,538	Allergy and Infectious Diseases Research	PO21000539	Family Health International	
93.855	I	35,153	Allergy and Infectious Diseases Research	PO21000540	Family Health International	
93.855	I	55,990	Allergy and Infectious Diseases Research	PSTO PTCL 19 2004911	Johns Hopkins University	
93.855	I	2,599	Allergy and Infectious Diseases Research	SA0000976	University of Texas at Houston Health	
93.855	I	420,551	Allergy and Infectious Diseases Research	UCHC7-150787753-A3	University of Connecticut Health Center	
93.855	I	9,609	Allergy and Infectious Diseases Research	UCHC7-150841075-A1*	University of Connecticut Health Center	
93.855	I	3,084	Allergy and Infectious Diseases Research	UCHC7-150841075-A2	University of Connecticut Health Center	
93.855	I	43,453	Allergy and Infectious Diseases Research	UCT31220/UCT31464	University of Cape Town	
93.855	I	161,445	Allergy and Infectious Diseases Research	UWSC11041 / BPO38223	University of Washington	
93.855	I	212,970	Allergy and Infectious Diseases Research	VUMC 41666	Vanderbilt University Medical Center	
93.855	I	56,757	Allergy and Infectious Diseases Research	VUMC 70553	Vanderbilt University Medical Center	
93.855	I	30,770	Allergy and Infectious Diseases Research	VUMC82832	Vanderbilt University	
93.855	I	311,367	Allergy and Infectious Diseases Research	VUMC88435	Vanderbilt University Medical Center	
93.855	I	457,424	Allergy and Infectious Diseases Research	WU-21-206/PO#ST00000	Washington University in Saint Louis	
93.856	I	185,125	Microbiology and Infectious Diseases Research	1(GG016891-01) G1573	Columbia University Trustees	
93.859	D	43,255,388	Biomedical Research and Research Training	N/A	Glycan Therapeutics, Inc.	
93.859	I	284,982	Biomedical Research and Research Training	N/A	Jackson Laboratory	
93.859	I	283	Biomedical Research and Research Training	0001017395	Fred Hutchinson Cancer Research Center	
93.859	I	38,251	Biomedical Research and Research Training	0023300(119860-1)	University of Pittsburgh	
93.859	I	93	Biomedical Research and Research Training	11650sc	University of California at San Francisco	
93.859	I	89,795	Biomedical Research and Research Training	20-4720	Redbud Labs	
93.859	I	72,107	Biomedical Research and Research Training	2004080385	Johns Hopkins University	
93.859	I	170,723	Biomedical Research and Research Training	2005044580	Johns Hopkins University	
93.859	I	405	Biomedical Research and Research Training			

**SCHEDULE OF EXPENDITURES OF FEDERAL AWARDS (BY STATE AGENCY)**

For the Fiscal Year Ended June 30, 2022

Federal ALN	Direct/ Indirect	Program Expenditures	ALN Program Title	Pass-Through Entity Number	Pass-Through Entity Name	Additional Award Information
93.859	I	35	Biomedical Research and Research Training	2017-3475	University of California at Irvine (UCI)	
93.859	I	60,551	Biomedical Research and Research Training	21-0773	Glycan Therapeutics, Inc.	
93.859	I	53,110	Biomedical Research and Research Training	21-0831	Epigenos Bioscience, Inc.	
93.859	I	48,326	Biomedical Research and Research Training	21-2647	Glycan Therapeutics, Inc.	
93.859	I	165	Biomedical Research and Research Training	212851A	University of Oregon	
93.859	I	16,815	Biomedical Research and Research Training	22-0663	Glycan Therapeutics, Inc.	
93.859	I	151,828	Biomedical Research and Research Training	3004653332/PO3006661	University of Michigan (UMICH)	
93.859	I	67,991	Biomedical Research and Research Training	3006158186	University of Michigan (UMICH)	
93.859	I	(369)	Biomedical Research and Research Training	6134813/RFS2012016	University of Massachusetts	
93.859	I	71,632	Biomedical Research and Research Training	87367-11331	Cornell University	
93.859	I	21,070	Biomedical Research and Research Training	A031199	Duke University	
93.859	I	257	Biomedical Research and Research Training	FY2012-096	University Of Kansas	
93.859	I	4,165	Biomedical Research and Research Training	NH9022_UNC EP020018	Tufts University	
93.859	I	72,396	Biomedical Research and Research Training	OSP32239-02 WA01036	University of Massachusetts Medical School	
93.859	I	(15,216)	Biomedical Research and Research Training	RC111979A	Michigan State University	
93.859	I	405	Biomedical Research and Research Training	RJ-193-G1/PO-5007401	Georgia Institute of Technology Research	
93.859	I	9,318	Biomedical Research and Research Training	VUMC75873	Vanderbilt University Medical Center	
93.865	D	32,717,290	Child Health and Human Development Extramural Research			
93.865	I	82,102	Child Health and Human Development Extramural Research	N/A	Center for Innovative Public Health Rese	
93.865	I	307	Child Health and Human Development Extramural Research	N/A	Duke University	
93.865	I	(48)	Child Health and Human Development Extramural Research	N/A	Duke University Medical Center	
93.865	I	(168,237)	Child Health and Human Development Extramural Research	N/A	George Washington University	
93.865	I	(92)	Child Health and Human Development Extramural Research	N/A	University of Alabama at Birmingham	
93.865	I	(465)	Child Health and Human Development Extramural Research	N/A	Vanderbilt University Medical Center	
93.865	I	(34)	Child Health and Human Development Extramural Research	N/A	Women and Infants Hospital of Rhode Isla	
93.865	I	(559)	Child Health and Human Development Extramural Research	000503311-001	University of Alabama at Birmingham	
93.865	I	31,033	Child Health and Human Development Extramural Research	000523794-SC002	University of Alabama at Birmingham	
93.865	I	56,633	Child Health and Human Development Extramural Research	000526015-SC002	University of Alabama at Birmingham	
93.865	I	40,711	Child Health and Human Development Extramural Research	1-312-0215374-52637L	Research Triangle Institute (RTI International)	
93.865	I	11,150	Child Health and Human Development Extramural Research	1-312-0216102-65094L	Research Triangle Institute (RTI International)	
93.865	I	16,609	Child Health and Human Development Extramural Research	1-312-0218239-66673L	Research Triangle Institute (RTI International)	
93.865	I	250,998	Child Health and Human Development Extramural Research	10201100.43/PO#11630	Boston Medical Center	
93.865	I	8,589	Child Health and Human Development Extramural Research	102469.001.001 / PO1	Family Health International	
93.865	I	6,723	Child Health and Human Development Extramural Research	11001106-008	Purdue University	
93.865	I	4,951	Child Health and Human Development Extramural Research	17-2667	Affinergy, Inc.	
93.865	I	13,466	Child Health and Human Development Extramural Research	18-2452	Studio Hagler LLC	
93.865	I	177,001	Child Health and Human Development Extramural Research	19-A0-00-1002957	New York University School of Medicine	
93.865	I	359,949	Child Health and Human Development Extramural Research	2-312-0216665-65432L	Research Triangle Institute (RTI International)	
93.865	I	4,799	Child Health and Human Development Extramural Research	20-0916	Plakous Therapeutics Inc.	
93.865	I	13,003	Child Health and Human Development Extramural Research	20-3723	Anelleo, Inc.	
93.865	I	274	Child Health and Human Development Extramural Research	20-4222	Medical College of Wisconsin	
93.865	I	8,622	Child Health and Human Development Extramural Research	2000-G-VM484	University of California at Los Angeles	
93.865	I	745	Child Health and Human Development Extramural Research	2005420703	Johns Hopkins University	
93.865	I	59,634	Child Health and Human Development Extramural Research	2018-3601	University of California at Irvine (UCI)	
93.865	I	257	Child Health and Human Development Extramural Research	2033620 ZHD10SR-A	Duke University Medical Center	
93.865	I	(416)	Child Health and Human Development Extramural Research	2034511	Duke University Medical Center	
93.865	I	3,940	Child Health and Human Development Extramural Research	21-0177	CiceroDX, Inc.	
93.865	I	1,221,562	Child Health and Human Development Extramural Research	21-5554	George Washington University	
93.865	I	14,075	Child Health and Human Development Extramural Research	214189-5	Cornell University Weill Medical College	
93.865	I	344,541	Child Health and Human Development Extramural Research	21612-43392	Saint Louis University	
93.865	I	58,151	Child Health and Human Development Extramural Research	2831952-240023	Duke University	
93.865	I	92,725	Child Health and Human Development Extramural Research	3(GG014633-01)	Columbia University	
93.865	I	1,542	Child Health and Human Development Extramural Research	3021646	Duke University	
93.865	I	138,719	Child Health and Human Development Extramural Research	3021848	Duke University	
93.865	I	2,622	Child Health and Human Development Extramural Research	412579-19467	Virginia Tech	
93.865	I	69,440	Child Health and Human Development Extramural Research	5122763	Mucommune, LLC	
93.865	I	6	Child Health and Human Development Extramural Research	60032241 UNC	Northwestern University	
93.865	I	(71)	Child Health and Human Development Extramural Research	60032422 UNCCH	Northwestern University	
93.865	I	29,953	Child Health and Human Development Extramural Research	712-7549	Emma Pendleton Bradley Hospital	
93.865	I	450	Child Health and Human Development Extramural Research	9373	Women and Infants Hospital of Rhode Isla	
93.865	I	20,100	Child Health and Human Development Extramural Research	A03-5606	Duke University	
93.865	I	121,262	Child Health and Human Development Extramural Research	A031044	Duke University	
93.865	I	267,998	Child Health and Human Development Extramural Research	A031512	Duke University	
93.865	I	976	Child Health and Human Development Extramural Research	A033126	Duke University	

**SCHEDULE OF EXPENDITURES OF FEDERAL AWARDS (BY STATE AGENCY)**

For the Fiscal Year Ended June 30, 2022

Federal ALN	Direct/ Indirect	Program Expenditures	ALN Program Title	Pass-Through Entity Number	Pass-Through Entity Name	Additional Award Information
93.865	I	22,800	Child Health and Human Development Extramural Research	A034101	Duke University	
93.865	I	22,161	Child Health and Human Development Extramural Research	A034507	Duke University	
93.865	I	122,946	Child Health and Human Development Extramural Research	AWD00004558 (137036-	University of Pittsburgh	
93.865	I	5,897	Child Health and Human Development Extramural Research	C00071280-2	University of Missouri at Columbia	
93.865	I	341	Child Health and Human Development Extramural Research	F4330-02	New York University (NYU)	
93.865	I	3,521	Child Health and Human Development Extramural Research	FP00008136_SA002	Virginia Commonwealth University (VCU)	
93.865	I	18,865	Child Health and Human Development Extramural Research	FP00008924_SA002	Virginia Commonwealth University (VCU)	
93.865	I	212,898	Child Health and Human Development Extramural Research	FY2021-042	University of Kansas Center for Research	
93.865	I	37,774	Child Health and Human Development Extramural Research	N006344802	University of Minnesota	
93.865	I	22,251	Child Health and Human Development Extramural Research	OS00000517 SPC-00168	University of Miami	
93.865	I	120,805	Child Health and Human Development Extramural Research	OS00000518 SPC-0016	University of Miami	
93.865	I	33,891	Child Health and Human Development Extramural Research	OS00000519 PO#SPC-00	University of Miami	
93.865	I	29,235	Child Health and Human Development Extramural Research	PO 20003103 102634.0	Family Health International	
93.865	I	(460)	Child Health and Human Development Extramural Research	RC106691D	Michigan State University	
93.865	I	15,042	Child Health and Human Development Extramural Research	SC37547-02-05/PO1675	University of Denver	
93.865	I	20,582	Child Health and Human Development Extramural Research	SCON-00003159	University of Southern California (USC)	
93.865	I	269,790	Child Health and Human Development Extramural Research	SPC-001338	University of Miami	
93.865	I	16,075	Child Health and Human Development Extramural Research	SPC-1000004321/GR119	Ohio State University	
93.865	I	466,734	Child Health and Human Development Extramural Research	UNC20-315	Oak Crest Institute of Science	
93.865	I	63,006	Child Health and Human Development Extramural Research	UWSC13108 PO 59689	University of Washington	
93.865	I	10,692	Child Health and Human Development Extramural Research	VUMC86264	Vanderbilt University Medical Center	
93.865	I	13,721	Child Health and Human Development Extramural Research	WU-19-342-MOD2	Washington University in Saint Louis	
93.865	I	132,032	Child Health and Human Development Extramural Research	WU-19-418	Washington University in Saint Louis	
93.865	I	33,886	Child Health and Human Development Extramural Research	WU-22-0254	Washington University in Saint Louis	
93.866	D	19,119,767	Aging Research			
93.866	I	84,322	Aging Research	N/A	Aestas Pharma, Inc.	
93.866	I	19,530	Aging Research	N/A	Cylurus, Inc	
93.866	I	9,966	Aging Research	N/A	SynchroHealth, LLC	
93.866	I	321,925	Aging Research	00001376	Brown University	
93.866	I	165,153	Aging Research	00001499	Brown University	
93.866	I	8,547	Aging Research	00001574	Brown University	
93.866	I	49,252	Aging Research	1(GG015834-03)	Columbia University	
93.866	I	46,649	Aging Research	10056382-01-UNC U00	University of Utah	
93.866	I	76,905	Aging Research	117381028 / PO# S900	University of California at San Diego	
93.866	I	293,058	Aging Research	1559351 1001381571	University of Colorado at Boulder	
93.866	I	19,507	Aging Research	1935 G ZA111	University of California at Los Angeles	
93.866	I	23,904	Aging Research	20-M67	George Washington University	
93.866	I	(423)	Aging Research	2002346265	Johns Hopkins University	
93.866	I	558,003	Aging Research	2003475848	Johns Hopkins University	
93.866	I	39,511	Aging Research	2004079614	Johns Hopkins University	
93.866	I	6,115	Aging Research	2004808341	Johns Hopkins University	
93.866	I	26,487	Aging Research	2005089644	Johns Hopkins University	
93.866	I	33,626	Aging Research	2022GC0399	University of Texas at Arlington	
93.866	I	5,692	Aging Research	245360 7912	Duke University	
93.866	I	47,496	Aging Research	30340SUB53046 / PO17	University of Vermont	
93.866	I	44,559	Aging Research	30917-05467-S01	Syracuse University	
93.866	I	7,020	Aging Research	30917-05467-S04	Syracuse University	
93.866	I	1,050	Aging Research	33211A PO 823551	Albert Einstein College of Medicine Inc	
93.866	I	5,315	Aging Research	33222A PO 857935	Albert Einstein College of Medicine Inc	
93.866	I	32,034	Aging Research	501668SG2233	DePaul University	
93.866	I	647	Aging Research	5020267_SERV	Tufts Medical Center	
93.866	I	4,911	Aging Research	582392	Trustees of the Univ. of Pennsylvania	
93.866	I	(512)	Aging Research	60041739 UNC	Northwestern University	
93.866	I	22,168	Aging Research	62721993-229854	Stanford University	
93.866	I	80,304	Aging Research	674K531	University of Wisconsin at Madison	
93.866	I	34,380	Aging Research	7(GG013385-16)	Columbia University	
93.866	I	6,212	Aging Research	8733_UNC	Trustees of Indiana University	
93.866	I	24,533	Aging Research	90108	Hebrew Rehabilitation Center	
93.866	I	32,475	Aging Research	91561	Hebrew Rehabilitation Center	
93.866	I	34,278	Aging Research	A03-3211	Duke University	
93.866	I	26,357	Aging Research	A030931	Duke University	
93.866	I	92,844	Aging Research	A032814	Duke University	
93.866	I	69,304	Aging Research	A034259	Duke University	
93.866	I	87,695	Aging Research	A035412	Duke University	

**SCHEDULE OF EXPENDITURES OF FEDERAL AWARDS (BY STATE AGENCY)**

For the Fiscal Year Ended June 30, 2022

Federal ALN	Direct/ Indirect	Program Expenditures	ALN Program Title	Pass-Through Entity Number	Pass-Through Entity Name	Additional Award Information
93.866	I	50,928	Aging Research	A035414	Duke University	
93.866	I	13,023	Aging Research	A035417	Duke University	
93.866	I	79,193	Aging Research	A035419	Duke University	
93.866	I	79,497	Aging Research	A035421	Duke University	
93.866	I	66,354	Aging Research	A035424	Duke University	
93.866	I	60,845	Aging Research	A18-0168-S001	University of California at Davis (UCD)	
93.866	I	44,384	Aging Research	A21-0041-S001	Rensselaer Polytechnic Institute (RPI)	
93.866	I	1,342,494	Aging Research	A377279	Emory University (EU)	
93.866	I	8,188	Aging Research	A463111	Emory University (EU)	
93.866	I	1,577,068	Aging Research	A548199	Emory University (EU)	
93.866	I	7,487	Aging Research	AWD00004796 (136884-	University of Pittsburgh	
93.866	I	47,379	Aging Research	AWD062370 SUB0000045	University of Chicago	
93.866	I	101,666	Aging Research	B001018428	University of Massachusetts at Boston	
93.866	I	19,138	Aging Research	CHA-263134	Mayo Clinic in Rochester	
93.866	I	(19,060)	Aging Research	CHH-263134-01/ 67509	Mayo Clinic	
93.866	I	74,847	Aging Research	CHH-263134-02/ 68234	Mayo Clinic	
93.866	I	(397)	Aging Research	GR111287 (CON-800027	Yale University	
93.866	I	66,374	Aging Research	OS00000610/SPC-00257	University of Miami	
93.866	I	133,145	Aging Research	PO 519285 AWD-002617	Georgia Institute of Technology	
93.866	I	219,449	Aging Research	PO S9002633/703061	University of California at San Diego	
93.866	I	55,734	Aging Research	R01AG062200-03S1UNC1	Pennington Biomedical Research Center	
93.866	I	13,288	Aging Research	RC110107A	Michigan State University	
93.866	I	13,413	Aging Research	SP14124	University of Mississippi Medical Center	
93.866	I	62,593	Aging Research	SPC-1000005361 / GR1	Ohio State University	
93.866	I	11,133	Aging Research	STE2196-14	Northern California Institute for Research	
93.866	I	6,421	Aging Research	UTA18-000524	University of Texas at Austin	
93.866	I	165,349	Aging Research	UWSC12782	University of Washington	
93.866	I	38,636	Aging Research	UWSC12782/ PO 065211	University of Washington	
93.867	D	1,470,874	Vision Research			
93.867	I	46,664	Vision Research	N/A	Bedrock Therapeutics	
93.867	I	42,251	Vision Research	N/A	Epigenos Bioscience, Inc.	
93.867	I	14,236	Vision Research	N/A	Jaeb Center for Health Research Foundation	
93.867	I	(380)	Vision Research	10018990-01	University of Utah	
93.867	I	32,673	Vision Research	10048893-01	University of Utah	
93.867	I	42,789	Vision Research	17710	University of Illinois	
93.867	I	43,547	Vision Research	LUM-1901A	Lumedita, Inc.	
93.867	I	26,879	Vision Research	R41EY033262	Bedrock Therapeutics	
93.877	D	65,523	Autism Collaboration, Accountability, Research, Education, and Support			
93.877	I	2,736	Autism Collaboration, Accountability, Research, Education, and Support	05-21-8840	Association of University Centers on	
93.877	I	8,812	Autism Collaboration, Accountability, Research, Education, and Support	1557 G ZB481	University of California at Los Angeles	
93.877	I	8,750	Autism Collaboration, Accountability, Research, Education, and Support	1557PZB444	University of California at Los Angeles	
93.879	D	932,973	Medical Library Assistance			
93.879	I	(454)	Medical Library Assistance	10028048-01	University of Utah	
93.879	I	13,002	Medical Library Assistance	3002066 PO 10000091	University of Maryland at Baltimore (UMB)	
93.884	D	838,264	Grants for Primary Care Training and Enhancement			
93.898	I	14,420	Cancer Prevention and Control Programs for State, Territorial and Tribal Organizations	3409024960	Oklahoma State Department of Health	
93.913	I	69,993	Grants to States for Operation of State Offices of Rural Health	GR403952	Brandeis University	
93.918	D	706,244	Grants to Provide Outpatient Early Intervention Services with Respect to HIV Disease			
93.926	D	263,143	Healthy Start Initiative			
93.928	I	2,980	Special Projects of National Significance	309-0125	Duke University	
93.939	I	61,993	HIV Prevention Activities Non-Governmental Organization Based	13748	EMMES Corporation	
93.941	D	325,550	HIV Demonstration, Research, Public and Professional Education Projects			
93.941	I	4,036	HIV Demonstration, Research, Public and Professional Education Projects	A369433	Emory University (EU)	
93.941	I	(60)	HIV Demonstration, Research, Public and Professional Education Projects	WFOHS 115785	Wake Forest University Health Sciences	
93.945	D	495,891	Assistance Programs for Chronic Disease Prevention and Control			
93.945	I	22,713	Assistance Programs for Chronic Disease Prevention and Control	0618-076	Alaska Department of Health and Social S	
93.945	I	677	Assistance Programs for Chronic Disease Prevention and Control	21-4177	University of South Carolina (USC)	
93.945	I	135,418	Assistance Programs for Chronic Disease Prevention and Control	Subcontract CDC_0002	Crohn's and Colitis Foundation of America	
93.958	I	140,663	Block Grants for Community Mental Health Services	359000020	Duke University	
93.969	D	816,727	PPHF Geriatric Education Centers			
93.969	I	44,088	PPHF Geriatric Education Centers	ULRF_19-0740S2-01	University of Louisville Research Foundation, Inc	
93.978	I	42,453	Sexually Transmitted Diseases (STD) Provider Education Grants	102644	Family Health International	
93.989	D	4,125,449	International Research and Research Training			
93.989	I	56,795	International Research and Research Training	1670 PO 1399181	Rutgers the State University of New Jersey	

**SCHEDULE OF EXPENDITURES OF FEDERAL AWARDS (BY STATE AGENCY)**

For the Fiscal Year Ended June 30, 2022

Federal ALN	Direct/ Indirect	Program Expenditures	ALN Program Title	Pass-Through Entity Number	Pass-Through Entity Name	Additional Award Information
93.989	I	24,573	International Research and Research Training	210831	Wheaton College	
93.989	I	313	International Research and Research Training	60035474 UNC	Northwestern University	
93.989	I	17,730	International Research and Research Training	S005253	Stellenbosch University	
93.989	I	431	International Research and Research Training	VUMC 34750	Vanderbilt University Medical Center	
93.RD	D	48	U. S. Department of Health and Human Services			A11-0586-001
93.RD	D	324	U. S. Department of Health and Human Services			A11-1393-001
93.RD	D	702	U. S. Department of Health and Human Services			A12-0462-001
93.RD	D	35	U. S. Department of Health and Human Services			A12-0856-001
93.RD	D	(216)	U. S. Department of Health and Human Services			A12-1497-001
93.RD	D	(534)	U. S. Department of Health and Human Services			A13-0860-001
93.RD	D	379	U. S. Department of Health and Human Services			A13-1297-001
93.RD	D	(75)	U. S. Department of Health and Human Services			A14-0202-001
93.RD	D	118	U. S. Department of Health and Human Services			A14-1549-001
93.RD	D	565	U. S. Department of Health and Human Services			A15-1283-001
93.RD	D	15,200	U. S. Department of Health and Human Services			A16-1957-001
93.RD	D	1,440,715	U. S. Department of Health and Human Services			A17-0674-011
93.RD	D	387,784	U. S. Department of Health and Human Services			A17-0687-007
93.RD	D	136,786	U. S. Department of Health and Human Services			A17-1593-005
93.RD	D	438,524	U. S. Department of Health and Human Services			A17-1593-007
93.RD	D	4,979	U. S. Department of Health and Human Services			A17-1593-008
93.RD	D	912,491	U. S. Department of Health and Human Services			A17-1593-009
93.RD	D	233,631	U. S. Department of Health and Human Services			A17-1593-010
93.RD	D	12,623	U. S. Department of Health and Human Services			A17-1593-011
93.RD	D	215,969	U. S. Department of Health and Human Services			A17-1593-013
93.RD	D	221,264	U. S. Department of Health and Human Services			A17-1593-016
93.RD	D	99,126	U. S. Department of Health and Human Services			A17-1593-017
93.RD	D	23,325	U. S. Department of Health and Human Services			A17-1593-018
93.RD	D	27,737	U. S. Department of Health and Human Services			A17-1593-019
93.RD	D	(416)	U. S. Department of Health and Human Services			A17-1652-001
93.RD	D	(4,298)	U. S. Department of Health and Human Services			A17-1671-001
93.RD	D	1	U. S. Department of Health and Human Services			A18-0296-001
93.RD	D	24,498	U. S. Department of Health and Human Services			A18-1056-003
93.RD	D	225,005	U. S. Department of Health and Human Services			A18-1208-001
93.RD	D	260,873	U. S. Department of Health and Human Services			A18-1208-004
93.RD	D	926,254	U. S. Department of Health and Human Services			A19-0308-005
93.RD	D	2,032,197	U. S. Department of Health and Human Services			A19-0308-006
93.RD	D	34,861	U. S. Department of Health and Human Services			A19-0408-002
93.RD	D	8,559	U. S. Department of Health and Human Services			A19-0439-003
93.RD	D	1,072,572	U. S. Department of Health and Human Services			A19-0561-001
93.RD	D	340,674	U. S. Department of Health and Human Services			A19-0625-001
93.RD	D	118,323	U. S. Department of Health and Human Services			A19-0650-001
93.RD	D	984,091	U. S. Department of Health and Human Services			A19-0650-007
93.RD	D	1,050,543	U. S. Department of Health and Human Services			A19-0650-009
93.RD	D	1,146,313	U. S. Department of Health and Human Services			A19-0650-010
93.RD	D	300,175	U. S. Department of Health and Human Services			A19-0650-012
93.RD	D	110,769	U. S. Department of Health and Human Services			A19-0982-003
93.RD	D	126,765	U. S. Department of Health and Human Services			A19-0982-004
93.RD	D	41,012	U. S. Department of Health and Human Services			A19-1377-001
93.RD	D	52,440	U. S. Department of Health and Human Services			A19-1528-001
93.RD	D	773,785	U. S. Department of Health and Human Services			A20-0182-001
93.RD	D	849,012	U. S. Department of Health and Human Services			A20-0284-001
93.RD	D	862	U. S. Department of Health and Human Services			A20-0366-002
93.RD	D	(8,833)	U. S. Department of Health and Human Services			A20-0427-001
93.RD	D	1,410,272	U. S. Department of Health and Human Services			A20-0440-001
93.RD	D	268,799	U. S. Department of Health and Human Services			A20-0440-003
93.RD	D	324,277	U. S. Department of Health and Human Services			A20-0491-001
93.RD	D	37,387	U. S. Department of Health and Human Services			A20-0791-002
93.RD	D	118,051	U. S. Department of Health and Human Services			A20-0791-003
93.RD	D	21,326	U. S. Department of Health and Human Services			A20-1325-001
93.RD	D	802,478	U. S. Department of Health and Human Services			A20-1553-001
93.RD	D	5,770	U. S. Department of Health and Human Services			A21-0156-001
93.RD	D	23,598	U. S. Department of Health and Human Services			A21-0156-002
93.RD	D	6,504	U. S. Department of Health and Human Services			A21-0157-001
93.RD	D	20,540	U. S. Department of Health and Human Services			A21-0284-001

## SCHEDULE OF EXPENDITURES OF FEDERAL AWARDS (BY STATE AGENCY)

For the Fiscal Year Ended June 30, 2022

Federal ALN	Direct/ Indirect	Program Expenditures	ALN Program Title	Pass-Through Entity Number	Pass-Through Entity Name	Additional Award Information
93.RD	D	7,771	U. S. Department of Health and Human Services			A21-0313-001
93.RD	D	16,103	U. S. Department of Health and Human Services			A21-0501-003
93.RD	D	2,241	U. S. Department of Health and Human Services			A21-0839-001
93.RD	D	24,914	U. S. Department of Health and Human Services			A21-1444-001
93.RD	D	115,578	U. S. Department of Health and Human Services			A21-1706-001
93.RD	D	8,705	U. S. Department of Health and Human Services			A22-0171-001
93.RD	D	55,760	U. S. Department of Health and Human Services			A22-0454-001
93.RD	D	3,640	U. S. Department of Health and Human Services			A22-0559-001
93.RD	D	1,033,084	U. S. Department of Health and Human Services			A22-0654-001
93.RD	D	43,149	U. S. Department of Health and Human Services			A22-0805-001
93.RD	D	54,337	U. S. Department of Health and Human Services			A22-1085-001
93.RD	I	2,093	U. S. Department of Health and Human Services	N/A	Alliance NCTN Foundation	A19-1481-001
93.RD	I	657	U. S. Department of Health and Human Services	N/A	American Institutes for Research (AIR)	A13-0713-001
93.RD	I	142	U. S. Department of Health and Human Services	N/A	Atlas Research, LLC	A16-0688-001
93.RD	I	(184,350)	U. S. Department of Health and Human Services	N/A	Brigham and Women's Hospital	A10-1773-001
93.RD	I	266,613	U. S. Department of Health and Human Services	N/A	Cell Microsystems, Inc.	A18-1480-002
93.RD	I	5,619	U. S. Department of Health and Human Services	N/A	Duke University	A19-1075-001
93.RD	I	(647)	U. S. Department of Health and Human Services	N/A	Emory University (EU)	A17-0837-001
93.RD	I	10	U. S. Department of Health and Human Services	N/A	Ercole Biotech, Inc.	A08-1509-001
93.RD	I	(329)	U. S. Department of Health and Human Services	N/A	JBS International Inc.	A14-0486-001
93.RD	I	361,040	U. S. Department of Health and Human Services	N/A	Jaeb Center for Health Research Foundation	A20-1413-001
93.RD	I	342,976	U. S. Department of Health and Human Services	N/A	MacroGenics, Inc.	A16-1013-001
93.RD	I	99	U. S. Department of Health and Human Services	N/A	MacroGenics, Inc.	A16-1938-001
93.RD	I	6,307	U. S. Department of Health and Human Services	N/A	National Marrow Donor Program	A19-1611-001
93.RD	I	15,785	U. S. Department of Health and Human Services	N/A	National Marrow Donor Program	A19-1752-001
93.RD	I	(7,534)	U. S. Department of Health and Human Services	N/A	National Marrow Donor Program	A20-0535-001
93.RD	I	24	U. S. Department of Health and Human Services	N/A	Quality Resource Systems (QRS), Inc.	A11-0690-001
93.RD	I	51	U. S. Department of Health and Human Services	N/A	Wake Forest University	A13-0669-001
93.RD	I	18	U. S. Department of Health and Human Services	000-12-0005	DARTNet Institute	A16-1256-001
93.RD	I	270	U. S. Department of Health and Human Services	0000724840	Fred Hutchinson Cancer Research Center	A13-0483-005
93.RD	I	(501)	U. S. Department of Health and Human Services	0000724840	Fred Hutchinson Cancer Research Center	A13-0483-008
93.RD	I	65,187	U. S. Department of Health and Human Services	0001063248	Fred Hutchinson Cancer Research Center	A21-0991-001
93.RD	I	26,407	U. S. Department of Health and Human Services	0001063248	Fred Hutchinson Cancer Research Center	A21-0991-003
93.RD	I	(188)	U. S. Department of Health and Human Services	000500918-T005-SC011	University of Alabama at Birmingham	A13-1631-001
93.RD	I	67,423	U. S. Department of Health and Human Services	000523931-001	University of Alabama at Birmingham	A21-1620-001
93.RD	I	15,397	U. S. Department of Health and Human Services	1-312-0217706-66149L	Research Triangle Institute (RTI International)	A21-0352-001
93.RD	I	117,675	U. S. Department of Health and Human Services	1-312-0218236-66618L	Research Triangle Institute (RTI International)	A22-0731-001
93.RD	I	22,151	U. S. Department of Health and Human Services	1-340-0216681-65421L	Research Triangle Institute (RTI International)	A19-0889-001
93.RD	I	1,684	U. S. Department of Health and Human Services	10-312-0213618-52723	Research Triangle Institute (RTI International)	A17-0759-002
93.RD	I	176,613	U. S. Department of Health and Human Services	1001384-UNC	Versiti Wisconsin, Inc. aka Versiti Blood	A21-1067-001
93.RD	I	62,007	U. S. Department of Health and Human Services	1001591587 FY22.113	University of Colorado Denver	A22-0516-001
93.RD	I	118,543	U. S. Department of Health and Human Services	1001629480 FY22.1135	University of Colorado Denver	A22-0516-003
93.RD	I	19,136	U. S. Department of Health and Human Services	10062149-01-UNC	University of Utah	A22-1100-001
93.RD	I	6	U. S. Department of Health and Human Services	112255	Wake Forest University Health Sciences	A15-1262-001
93.RD	I	75,704	U. S. Department of Health and Human Services	1214-45121-110000004	Wake Forest University Health Sciences	A22-0644-001
93.RD	I	87	U. S. Department of Health and Human Services	13XS132ST	SAIC-Frederick, Inc.	A13-1283-001
93.RD	I	18,094	U. S. Department of Health and Human Services	1557 P ZA399	University of California at Los Angeles	A22-0661-001
93.RD	I	25,331	U. S. Department of Health and Human Services	16-2910/PO20000005316	University of South Carolina (USC)	A16-1915-001
93.RD	I	14,730	U. S. Department of Health and Human Services	16-312-0214448-52718	Research Triangle Institute (RTI International)	A17-1592-001
93.RD	I	845,622	U. S. Department of Health and Human Services	17-312-0217571-66099	Research Triangle Institute (RTI International)	A21-0462-001
93.RD	I	6,270	U. S. Department of Health and Human Services	17049.UNC.01	Child Trends	A22-1035-001
93.RD	I	2,234	U. S. Department of Health and Human Services	17184.UNC.01	Child Trends	A22-1036-001
93.RD	I	480	U. S. Department of Health and Human Services	178859	Duke University Clinical Research Institute	A12-0569-001
93.RD	I	692,839	U. S. Department of Health and Human Services	17X011	Leidos Biomedical Research, Inc	A17-1423-001
93.RD	I	5,635	U. S. Department of Health and Human Services	17X011 TASK ORDER 7	Leidos Biomedical Research, Inc	A17-1423-019
93.RD	I	153,885	U. S. Department of Health and Human Services	17X011F8	Leidos Biomedical Research, Inc	A17-1423-025
93.RD	I	26,083	U. S. Department of Health and Human Services	19-312-0214780-65388	Research Triangle Institute (RTI International)	A19-0585-001
93.RD	I	37,262	U. S. Department of Health and Human Services	2-312-0216363-65862L	Research Triangle Institute (RTI International)	A20-1318-001
93.RD	I	(132)	U. S. Department of Health and Human Services	2-312-0216363-65862L	Research Triangle Institute (RTI International)	A20-1318-002
93.RD	I	366,179	U. S. Department of Health and Human Services	2-312-0217290-66216L	Research Triangle Institute (RTI International)	A21-0873-001
93.RD	I	6,652	U. S. Department of Health and Human Services	2-312-0217290-66216L	Research Triangle Institute (RTI International)	A21-0873-003
93.RD	I	4,737	U. S. Department of Health and Human Services	2-312-0217886-66432L	Research Triangle Institute (RTI International)	A21-1581-001
93.RD	I	14,954	U. S. Department of Health and Human Services	20-312-0214643-65059	Research Triangle Institute (RTI International)	A18-0619-001
93.RD	I	38,701	U. S. Department of Health and Human Services	2005480097	Johns Hopkins University	A22-1304-001

**SCHEDULE OF EXPENDITURES OF FEDERAL AWARDS (BY STATE AGENCY)**

For the Fiscal Year Ended June 30, 2022

Federal ALN	Direct/ Indirect	Program Expenditures	ALN Program Title	Pass-Through Entity Number	Pass-Through Entity Name	Additional Award Information
93.RD	I	143	U. S. Department of Health and Human Services	2012-03-0327-01	Association of Maternal and Child Health	A12-0993-001
93.RD	I	(212)	U. S. Department of Health and Human Services	2013156199/HHSN26120	Kaiser Permanente Washington Health Rese	A12-0951-004
93.RD	I	1,358	U. S. Department of Health and Human Services	2017.707.001UNC	Academy Health	A18-0395-004
93.RD	I	67,641	U. S. Department of Health and Human Services	2017.707.001UNC	Academy Health	A18-0395-005
93.RD	I	2,693	U. S. Department of Health and Human Services	2022-0010	Connecticut Department of Public Health	A22-0440-001
93.RD	I	704	U. S. Department of Health and Human Services	2033566/HHSN26820053	Duke University	A13-1185-002
93.RD	I	2,338	U. S. Department of Health and Human Services	2038152	Duke University	A16-1108-001
93.RD	I	17	U. S. Department of Health and Human Services	2038509	Duke University	A14-1393-001
93.RD	I	(57)	U. S. Department of Health and Human Services	2038782	Duke University	A15-1091-001
93.RD	I	50,092	U. S. Department of Health and Human Services	21X222	Leidos Biomedical Research, Inc	A22-1023-001
93.RD	I	4,893	U. S. Department of Health and Human Services	226749	Duke University	A18-1627-001
93.RD	I	(2,538)	U. S. Department of Health and Human Services	235432	Duke University	A11-1616-001
93.RD	I	58,369	U. S. Department of Health and Human Services	243698/ 2262250	Duke University Clinical Research Institute	A20-0966-003
93.RD	I	7	U. S. Department of Health and Human Services	243698/ 252090	Duke University Clinical Research Institute	A20-0966-001
93.RD	I	3,653	U. S. Department of Health and Human Services	25-312-0214643-65338	Research Triangle Institute (RTI International)	A19-0420-001
93.RD	I	6,559	U. S. Department of Health and Human Services	250543	Duke University	A20-1309-001
93.RD	I	10,164	U. S. Department of Health and Human Services	257758	Duke University	A20-1347-001
93.RD	I	143,030	U. S. Department of Health and Human Services	27-312-0214643-65684	Research Triangle Institute (RTI International)	A20-0541-001
93.RD	I	23,654	U. S. Department of Health and Human Services	283-4199	Duke University	A21-1704-001
93.RD	I	86	U. S. Department of Health and Human Services	2U01GH000486-SA1	Centre for Infectious Disease Research	A13-1526-005
93.RD	I	41,946	U. S. Department of Health and Human Services	30029-02-187-367	La Jolla Institute for Allergy and Immunology	A20-1046-002
93.RD	I	44,847	U. S. Department of Health and Human Services	30029-03-187-367	La Jolla Institute for Allergy and Immunology	A20-1046-004
93.RD	I	86,764	U. S. Department of Health and Human Services	3RJK7	University of New Mexico at Albuquerque	A21-0568-001
93.RD	I	786,275	U. S. Department of Health and Human Services	3RJK7_1NC	University of New Mexico at Albuquerque	A21-0608-001
93.RD	I	25,518	U. S. Department of Health and Human Services	418-100720-330271	Wake Forest University	A21-0543-001
93.RD	I	48,918	U. S. Department of Health and Human Services	418-45116-1100000063	Wake Forest University	A21-0543-003
93.RD	I	16,075	U. S. Department of Health and Human Services	430429	University of Arizona	A17-1737-001
93.RD	I	269	U. S. Department of Health and Human Services	451	Association of University Centers on	A11-0507-001
93.RD	I	36,287	U. S. Department of Health and Human Services	4SUB00002146	University of Georgia Research Foundation	A20-0645-004
93.RD	I	99,080	U. S. Department of Health and Human Services	50514X06832	Mathematica, Inc	A21-0852-001
93.RD	I	312,090	U. S. Department of Health and Human Services	51872	Abt Associates, Inc.	A21-0879-001
93.RD	I	(625)	U. S. Department of Health and Human Services	530	University of Maryland at Baltimore (UMB)	A15-0522-001
93.RD	I	15,444	U. S. Department of Health and Human Services	582751	University of Pennsylvania Board of Trustees	A22-0905-001
93.RD	I	11,529	U. S. Department of Health and Human Services	6-312-0217597-66849L	Research Triangle Institute (RTI International)	A22-0863-001
93.RD	I	29,971	U. S. Department of Health and Human Services	62456188-184638	Leland Stanford Junior University (LSJU)	A21-1596-001
93.RD	I	140	U. S. Department of Health and Human Services	6473-S07	Westat, Inc.	A19-1646-001
93.RD	I	22,161	U. S. Department of Health and Human Services	6473-S07	Westat, Inc.	A19-1646-003
93.RD	I	(285)	U. S. Department of Health and Human Services	6632.01-S02	Westat, Inc.	A19-0974-002
93.RD	I	511,605	U. S. Department of Health and Human Services	6793-02-S010	Westat, Inc.	A22-0652-001
93.RD	I	12,000	U. S. Department of Health and Human Services	6793-02-S010	Westat, Inc.	A22-0652-003
93.RD	I	22,695	U. S. Department of Health and Human Services	710-7147144	Miriam Hospital	A20-1210-002
93.RD	I	2,365	U. S. Department of Health and Human Services	710-7147144	Miriam Hospital	A20-1210-003
93.RD	I	580	U. S. Department of Health and Human Services	727	University of Maryland at Baltimore (UMB)	A16-0550-001
93.RD	I	(703)	U. S. Department of Health and Human Services	75D30120C07725 Subco	Children's Hospital Boston	A20-1537-001
93.RD	I	2,356	U. S. Department of Health and Human Services	8-312-0214077-51973L	Research Triangle Institute (RTI International)	A15-0970-001
93.RD	I	17,054	U. S. Department of Health and Human Services	862-03	National Association of Community Health	A22-1155-001
93.RD	I	671	U. S. Department of Health and Human Services	9-312-0212791/888-11	Research Triangle Institute (RTI International)	A14-0885-001
93.RD	I	3,905	U. S. Department of Health and Human Services	A03-4626	Duke University	A21-1611-001
93.RD	I	3,233	U. S. Department of Health and Human Services	A032030	Duke University	A18-0620-003
93.RD	I	1,948	U. S. Department of Health and Human Services	A032392	Duke University Clinical Research Institute	A20-0894-001
93.RD	I	387,038	U. S. Department of Health and Human Services	A032674	Duke University	A20-0947-001
93.RD	I	24,889	U. S. Department of Health and Human Services	A034883	Duke University	A18-1631-007
93.RD	I	48,695	U. S. Department of Health and Human Services	A035526 243698/2708	Duke University Clinical Research Institute	A20-0966-004
93.RD	I	7,111	U. S. Department of Health and Human Services	BD528251	Memorial Sloan-Kettering Cancer Center	A21-1647-001
93.RD	I	436	U. S. Department of Health and Human Services	CRB-UCLA1-S-10-00048	Social and Scientific Systems (S3), Inc.	A09-1586-001
93.RD	I	285,734	U. S. Department of Health and Human Services	EA1151	ECOG-ACRIN Cancer Research Group	A18-0567-001
93.RD	I	(41,551)	U. S. Department of Health and Human Services	EA4151	ECOG-ACRIN Cancer Research Group	A18-0655-001
93.RD	I	155	U. S. Department of Health and Human Services	FY12.219.003/2-5-227	University of Colorado	A12-0846-001
93.RD	I	7,241	U. S. Department of Health and Human Services	GENFD0002020423	Children's Hospital Boston	A20-1690-001
93.RD	I	18,122	U. S. Department of Health and Human Services	GEP/17/04	International Agency for Research on Cancer	A17-1676-001
93.RD	I	4,371	U. S. Department of Health and Human Services	HHS000738100001	Texas Department of State Health Service	A19-1781-001
93.RD	I	264	U. S. Department of Health and Human Services	HHSN-23551801000003I	Duke University Clinical Research Institute	A19-0998-001
93.RD	I	622	U. S. Department of Health and Human Services	N/A	Social and Scientific Systems (S3), Inc.	A07-0176-001
93.RD	I	8	U. S. Department of Health and Human Services	PHR-SSS-P-13-003160	Social and Scientific Systems (S3), Inc.	A14-0799-001

**SCHEDULE OF EXPENDITURES OF FEDERAL AWARDS (BY STATE AGENCY)**

For the Fiscal Year Ended June 30, 2022

Federal ALN	Direct/ Indirect	Program Expenditures	ALN Program Title	Pass-Through Entity Number	Pass-Through Entity Name	Additional Award Information
93.RD	I	(300)	U. S. Department of Health and Human Services	PHR-SSS-S-15-004530	Social and Scientific Systems (S3), Inc.	A15-1546-001
93.RD	I	(135)	U. S. Department of Health and Human Services	PO 1568 G NA643	EMMES Corporation	A12-0653-003
93.RD	I	13,468	U. S. Department of Health and Human Services	PO 430429	University of Arizona	A17-1739-001
93.RD	I	(58)	U. S. Department of Health and Human Services	PPC-11-128	Eastern Virginia Medical School	A12-0850-001
93.RD	I	315	U. S. Department of Health and Human Services	SA-11-778	Deloitte Consulting LLP	A11-1158-001
93.RD	I	520	U. S. Department of Health and Human Services	SP0016040 60053564	Northwestern University	A19-1395-001
93.RD	I	2,201	U. S. Department of Health and Human Services	SP0016040 60053565	Northwestern University	A19-1630-001
93.RD	I	3,639	U. S. Department of Health and Human Services	SP13924-SB1	University of Mississippi Medical Center	A19-0375-005
93.RD	I	52,239	U. S. Department of Health and Human Services	SP13925-SB09	University of Mississippi Medical Center	A19-0598-005
93.RD	I	174,248	U. S. Department of Health and Human Services	SUB00002146-3A	University of Georgia Research Foundation	A20-1694-001
93.RD	I	183,480	U. S. Department of Health and Human Services	Site 131	Duke University	A21-0515-001
93.RD	I	22,706	U. S. Department of Health and Human Services	THE-269895	Mayo Clinic in Rochester	A21-0256-001
93.RD	I	234,758	U. S. Department of Health and Human Services	US001-0000796806	Battelle Memorial Institute	A21-0937-001
93.RD	I	25,662	U. S. Department of Health and Human Services	UWSC11953/PO#BP04884	University of Washington	A20-1495-001
93.RD	I	120,979	U. S. Department of Health and Human Services	V0858A-D	Oregon State University	A20-1080-001
93.RD	I	161,154	U. S. Department of Health and Human Services	VUMC 94410	Vanderbilt University	A22-0391-001
93.RD	I	4,140	U. S. Department of Health and Human Services	Z110	Zymeron Corporation	A20-0448-001
94.006	D	87	AmeriCorps			
96.RD	I	18,538	U. S. Social Security Administration	6464-S-NC01-001	Westat, Inc.	A18-0543-001
97.061	D	3,678,484	Centers for Homeland Security			
97.RD	D	(430)	U. S. Department of Homeland Security			A15-0466-001
97.RD	D	400,539	U. S. Department of Homeland Security			A17-0419-003
98.001	D	10,258,655	USAID Foreign Assistance for Programs Overseas			
98.001	I	5,380	USAID Foreign Assistance for Programs Overseas	102137.001.004.003.0	Family Health International	
98.001	I	13,986	USAID Foreign Assistance for Programs Overseas	107385	United States Pharmacopeia Convention	
98.001	I	41,545	USAID Foreign Assistance for Programs Overseas	20-4672	Save the Children	
98.001	I	605	USAID Foreign Assistance for Programs Overseas	6-330-0216576-65556L	Research Triangle Institute (RTI) International	
98.001	I	53,562	USAID Foreign Assistance for Programs Overseas	AID.2134-01704575-SU	Program for Appropriate Technology in Health	
98.001	I	222,386	USAID Foreign Assistance for Programs Overseas	ENS-20-004	Eastern Virginia Medical School	
98.001	I	(10)	USAID Foreign Assistance for Programs Overseas	M143P333S02-01	Centre for Infectious Disease Research	
98.001	I	4,799	USAID Foreign Assistance for Programs Overseas	M143P333S02-02	Centre for Infectious Disease Research	
98.001	I	5,854	USAID Foreign Assistance for Programs Overseas	M143P333S02-03-02	Centre for Infectious Disease Research	
98.RD	D	(690)	U. S. Agency for International Development			A09-0987-001
98.RD	D	6,552,100	U. S. Agency for International Development			A19-0401-001
98.RD	D	11,864,325	U. S. Agency for International Development			A19-1439-001
98.RD	I	64,206	U. S. Agency for International Development	001/18	Khulisa Management Services	A21-0704-001
98.RD	I	1,556,436	U. S. Agency for International Development	2000010391	National Academy of Sciences	A19-1129-001
98.RD	I	15,167	U. S. Agency for International Development	3492-004	IntraHealth International	A21-1601-001
98.RD	I	125	U. S. Agency for International Development	999000550	Food for the Hungry (FH)	A15-0499-001
98.RD	I	589	U. S. Agency for International Development	AID-623-A-12-00011	IntraHealth International	A12-1025-001
98.RD	I	2,748	U. S. Agency for International Development	KHULISA/USAID/SUN-LE	Khulisa Management Services	A19-1660-002
98.RD	I	402	U. S. Agency for International Development	KHULISA/USAID/SUN-LE	Khulisa Management Services	A19-1660-003
98.RD	I	39,434	U. S. Agency for International Development	KHULISA/USAID/SUN-LE	Khulisa Management Services	A19-1660-004
98.RD	I	21,847	U. S. Agency for International Development	KHULISA/USAID/SUN-LE	Khulisa Management Services	A19-1660-006
98.RD	I	58,975	U. S. Agency for International Development	USAID-AN-149	JSI Research and Training Institute, Inc	A21-1284-001
		<u>1,083,848,149</u>	Total - University of North Carolina at Chapel Hill			
<b>University of North Carolina at Charlotte</b>						
10.001	D	39,005	Agricultural Research Basic and Applied Research			
10.001	I	2,271	Agricultural Research Basic and Applied Research	S000818-USA / 5808080-06-018	Pennsylvania State University	
10.310	I	63,994	Agriculture and Food Research Initiative (AFRI)	2017-67017-31654	USDA	
10.868	D	31,350	Rural Energy for America Program			
11.468	I	100,259	Applied Meteorological Research	NA19NWS4680003	National Oceanic and Atmospheric Administration	
11.478	D	4,095	Center for Sponsored Coastal Ocean Research Coastal Ocean Program			
11.609	D	6,561	Measurement and Engineering Research and Standards			
12.300	D	422,901	Basic and Applied Scientific Research			
12.300	I	75,908	Basic and Applied Scientific Research	1141338-445302	Carnegie Mellon University	
12.300	I	42,220	Basic and Applied Scientific Research	2206-202-2023940	Clemson University	
12.300	I	67,528	Basic and Applied Scientific Research	2975-20-0904	IRflex Corporation	
12.300	I	7,149	Basic and Applied Scientific Research	3200004393-22-089	University of Kentucky Research Foundation	
12.300	I	95,065	Basic and Applied Scientific Research	A20-1301-S001	University of Tennessee	
12.300	I	47,801	Basic and Applied Scientific Research	N00014-20-1-2804	Office of Naval Research	
12.420	D	191,336	Military Medical Research and Development			
12.431	D	435,362	Basic Scientific Research			



**SCHEDULE OF EXPENDITURES OF FEDERAL AWARDS (BY STATE AGENCY)**

For the Fiscal Year Ended June 30, 2022

Federal ALN	Direct/ Indirect	Program Expenditures	ALN Program Title	Pass-Through Entity Number	Pass-Through Entity Name	Additional Award Information
12.598	D	249,665	Centers for Academic Excellence			
12.630	D	405,145	Basic, Applied, and Advanced Research in Science and Engineering			
12.630	I	10,051	Basic, Applied, and Advanced Research in Science and Engineering	20-871-107 & 20-871-108	National Science Teachers Association	
12.630	I	84,543	Basic, Applied, and Advanced Research in Science and Engineering	572622	Trustees of the University of Pennsylvania	
12.800	D	62,242	Air Force Defense Research Sciences Program			
12.800	I	72,338	Air Force Defense Research Sciences Program	A21-0146-S001	Rensselaer Polytechnic Institute	
12.902	D	165,346	Information Security Grants			
12.905	I	212,768	CyberSecurity Core Curriculum	13000952-034	Purdue University	
12.910	D	9,788	Research and Technology Development			
12.U10	I	2,288	U. S. Department of Defense	1316.GS.UNCC.17.01	TDA Research, Inc.	Rewarming Solutions - Cryopreserved
12.U11	I	20,584	U. S. Department of Defense	2975-2018-0354	Nanohmics, Inc.	SBIR: Phase II - Optical Boundary
12.U12	I	17,395	U. S. Department of Defense	US001-0000753894	Battelle Memorial Institute	NC Strategic Partnership
12.U13	I	86,190	U. S. Department of Defense	2975-20-0246	Nanohmics, Inc.	STTR: STTR Phase II: IR Scatter
12.U14	I	8,886	U. S. Department of Defense	MON001-S-016-06 / PO# 009031	DZYNE Technologies, Inc	Air Force Univ Eng Design Challenge
12.U15	D	1,264	U. S. Department of Defense			Valuing diversity: a group-value ap
12.U16	I	356	U. S. Department of Defense	TSI-2640-20-2020968	Triton Systems, Inc.	Real Time Muzzle Velocity Feedback
12.U17	I	80,479	U. S. Department of Defense	S20-1014	MZA Associates Corporation	SBIR: Semi-Analytic Phase II
12.U18	I	118,077	U. S. Department of Defense	Signed 06/17/2020	Hyperion Technology Group, Inc.	Universal Power Gateway
12.U19	D	114,304	U. S. Department of Defense			Passive Samplers for Per-- and Poly
12.U20	D	24,857	U. S. Department of Defense			UNCC GenCyber: Promoting GenCyber
12.U21	D	17,250	U. S. Department of Defense			UNCC GenCyber: Promoting GenCyber
12.U22	I	54	U. S. Department of Defense	2975-2021-0224	Duke University	Analyze adsorbable fluorine content
12.U23	I	89,277	U. S. Department of Defense	598514-78050	Northeastern University	Real-Time Cyber Security Situation
12.U24	I	279	U. S. Department of Defense	2975-2021-0366	United Protective Technologies, LLC	SBIR: Rap[id Spline Scanning System
12.U25	I	32,930	U. S. Department of Defense	TSI-2723-21-20204706	Triton Systems, Inc.	Transient E-Field Measurements
12.U26	I	70,579	U. S. Department of Defense	2021-09	MxD USA	Development of Manufacturing Equip
12.U27	D	38,646	U. S. Department of Defense			Musculoskeletal Injury, Mental Heal
12.U28	I	8,714	U. S. Department of Defense	AGT-22-00015	American Maglev Technology of Florida, Inc.	Torpedo Propeller
12.U29	I	57,442	U. S. Department of Defense	GS.1403.012.UNCC.21.01	TDA Research, Inc.	Testis preservation
12.U30	I	10,505	U. S. Department of Defense	SPF1160215	Alion Science and Technology Corporation	Development of CFD-based Data-drive
12.U31	I	23,398	U. S. Department of Defense	TSI-5026-21-20206311	Triton Systems, Inc.	SBIR: Real-time Muzzle Velocity
12.U32	I	41,245	U. S. Department of Defense	598710-78050	Northeastern University	DeepShare for Concurrent Resilient
15.506	D	176	Water Desalination Research and Development			
15.820	D	6,070	National and Regional Climate Adaptation Science Centers			
16.560	D	99,928	National Institute of Justice Research, Evaluation, and Development Project Grants			
16.830	D	7,502	Girls in the Juvenile Justice System			
16.833	I	15,102	National Sexual Assault Kit Initiative	PO#20006513-02	Charlotte Mecklenburg Police Dept	
16.838	I	9,070	Comprehensive Opioid, Stimulant, and Substance Abuse Program	CONTRACT # 34582191	Mecklenburg County	
19.015	I	7,500	Cultural, Technical and Educational Centers	Small Grant Agreement March 2022	The Hollings Center for International Dialogue	
19.400	I	15,247	Academic Exchange Programs - Graduate Students	3000190559	Institute of International Education, Inc	
19.U05	I	9,015	U. S. Department of State	3000213757	Institute of International Education, Inc	2021 Fulbright PDO East Asia
20.200	I	6,329	Highway Research and Development Program	019859WO1A	Iowa State University	
20.200	I	20,464	Highway Research and Development Program	019859WO2A	Iowa State University	
20.701	D	823,188	University Transportation Centers Program			
20.701	I	286,609	University Transportation Centers Program	21-1100-5726-UNCC	San Jose State University Research Foundation	
20.U02	D	92,529	U. S. Department of Transportation			Intelligent Wireless Power Transfer
21.027	D	4,926,924	COVID-19 - Coronavirus State and Local Fiscal Recovery Funds			
43.001	I	36,548	Science	1669077	Cal Tech/JPL	
43.U02	I	72,795	U. S. National Aeronautics and Space Administration	190210-19-02-C1	ARCTOS Technology Solution	Implementation of Fringe Projection
43.U03	I	9,827	U. S. National Aeronautics and Space Administration	2975-2019-0697	OptiPro Systems LLC	SBIR: Advanced NM Coordinate Metro
43.U04	I	5,217	U. S. National Aeronautics and Space Administration	2975-2019-0696	OptiPro Systems LLC	SBIR: Chromatic Interferometric Pro
43.U05	I	98,818	U. S. National Aeronautics and Space Administration	2975-2020-0570	OptiPro Systems LLC	Advance Nanometer CLass CMM
43.U06	I	15,867	U. S. National Aeronautics and Space Administration	2975-2020-0571	OptiPro Systems LLC	CIP for Optical Metrology
45.024	D	39,336	Promotion of the Arts Grants to Organizations and Individuals			
45.161	I	8,330	Promotion of the Humanities Research	Award Accepted 03/11/2021	Archaeological Institute of America	
45.310	I	60,159	Grants to States	013222	State Library of Iowa	
45.U02	I	15,532	U. S. National Foundation on the Arts and the Humanities	Direct Award Letter Dated 02/18/2021	Massachusetts Historical Society	Chinese-American Tea Trade in
47.041	D	1,665,427	Engineering			
47.041	I	26,556	Engineering	100830-1/PO# 92559	Clarkson University	
47.041	I	79,653	Engineering	1919233	National Science Foundation	
47.041	I	84,274	Engineering	21-0267	Light and Charge Solutions LLC	
47.041	I	711	Engineering	2975-2020-0422	Ecoclosure, LLC	
47.041	I	70,075	Engineering	2975-2021-0096	NeuroDyne, Inc.	
47.041	I	968	Engineering	417244G	University of Rochester	

**SCHEDULE OF EXPENDITURES OF FEDERAL AWARDS (BY STATE AGENCY)**

For the Fiscal Year Ended June 30, 2022

Federal ALN	Direct/ Indirect	Program Expenditures	ALN Program Title	Pass-Through Entity Number	Pass-Through Entity Name	Additional Award Information
47.041	I	37,724	Engineering	417462/URFAO:GR5106330	University of Rochester	
47.041	I	12,612	Engineering	417463/URFAO: GR510865	University of Rochester	
47.041	I	39,513	Engineering	417464 / URFAO: GR106866	University of Rochester	
47.041	I	49,701	Engineering	417465 / URFAO: GR5106867	University of Rochester	
47.041	I	23,903	Engineering	417592/URFAO:GR510984	University of Rochester	
47.041	I	25,004	Engineering	417688	University of Rochester	
47.041	I	36,791	Engineering	417872 / URFAO: GR51146	University of Rochester	
47.041	I	41,342	Engineering	AGT-21-00029	Smart Girls HQ LLC	
47.041	I	1,799	Engineering	AGT-22-00270 - 2136728	ArchAIC, LLC	
47.041	I	22,648	Engineering	SUB00000215/URFAO: GR532142	University of Rochester	
47.041	I	21,360	Engineering	SUB00000225 / URFAO: GR531857	University of Rochester	
47.041	I	8,695	Engineering	SUB00000228 / URFAO: GR531859	University of Rochester	
47.049	D	509,660	Mathematical and Physical Sciences			
47.049	I	25,042	Mathematical and Physical Sciences	UT AUS-SUB000000042	University of Texas at Austin	
47.050	D	408,956	Geosciences			
47.070	D	3,014,820	Computer and Information Science and Engineering			
47.070	I	6,675	Computer and Information Science and Engineering	019400A	Iowa State University	
47.070	I	7,625	Computer and Information Science and Engineering	Agreement No. ULRF 18-1153	University of Louisville Research Foundation, Inc	
47.070	I	11,188	Computer and Information Science and Engineering	UT19856	Ohio University	
47.070	I	27,669	Computer and Information Science and Engineering	UT20888	Ohio University	
47.074	D	1,041,286	Biological Sciences			
47.074	I	127,860	Biological Sciences	00001544	Brown University	
47.075	D	341,507	Social, Behavioral, and Economic Sciences			
47.075	I	5,844	Social, Behavioral, and Economic Sciences	G-19061-01	Colorado State University	
47.075	I	3,094	Social, Behavioral, and Economic Sciences	S001459-NSF	Pennsylvania State University	
47.076	D	3,044,916	Education and Human Resources			
47.076	I	5,101	Education and Human Resources	18-0072	University of Arizona	
47.083	D	206,188	Integrative Activities			
47.083	I	63,336	Integrative Activities	60057072UNCC	Northwestern University	
47.U05	I	20,764	U. S. National Science Foundation	417686/URFAO: GR511017	University of Rochester	Freeform Optics Metrology Round
47.U06	I	24,857	U. S. National Science Foundation	417685/URFAO: GR511016	University of Rochester	Freeform Lens Arrays Phase II
47.U07	D	273	U. S. National Science Foundation			Support for student teams to
47.U08	D	15,920	U. S. National Science Foundation			Support for student teams to
47.U09	I	22,909	U. S. National Science Foundation	2131	Rutgers The State University	Non-Degree Data Infrastructure
59.037	I	172,838	Small Business Development Centers	BPM 2021-3	Small Business and Technology Development Center	
59.037	I	2,039	Small Business Development Centers	UNC-C 2020-2 (SBA - STUDENTS)	Small Business and Technology Development Center	
59.037	I	246,201	Small Business Development Centers	UNC-C 2021-4 (SBA)	Small Business and Technology Development Center	
64.U02	D	4,157	U. S. Department of Veterans Affairs			Musculoskeletal Injury, Psychologic
64.U03	D	18,382	U. S. Department of Veterans Affairs			Expanding PRIDE
66.516	D	4,225	P3 Award: National Student Design Competition for Sustainability			
66.605	I	60,970	Performance Partnership Grants	19-C0031	California Department of Pesticide Regulation	
81.057	D	203,576	University Coal Research			
81.086	D	292,557	Conservation Research and Development			
81.086	I	96,952	Conservation Research and Development	10566-UNC	Western Michigan University	
81.087	D	1,172,374	Renewable Energy Research and Development			
81.087	I	40,253	Renewable Energy Research and Development	100131	Portland State University	
81.087	I	33,271	Renewable Energy Research and Development	AGT-22-00121 (DE-EE0009333)	Silicon Valley Material Technology, LLC	
81.087	I	30,845	Renewable Energy Research and Development	AGT-22-00193	Bert Thin Films LLC	
81.087	I	1,661	Renewable Energy Research and Development	AWD-002368-G1	Georgia Institute of Technology	
81.089	D	497,839	Fossil Energy Research and Development			
81.117	D	53,248	Energy Efficiency and Renewable Energy Information Dissemination, Outreach, Training and Technical Analysis/Assistance			
81.U04	I	47,260	U. S. Department of Energy	390587	Battelle Memorial Institute	Increasing Distribution System
81.U05	I	27,176	U. S. Department of Energy	B632084	Lawrence Livermore Nat'l Lab	Surface Finish Measurement in X-Ray
81.U06	I	12	U. S. Department of Energy	4000168055	UT-Battelle, LLC	Coordinated Control and Stability
81.U07	I	4,582	U. S. Department of Energy	B630948	Lawrence Livermore Nat'l Lab	In-process turning metrology and da
81.U08	D	1,443	U. S. Department of Energy			CAPER - Federal Memberships
81.U09	D	6,436	U. S. Department of Energy			CAPER - Federal Memberships
81.U10	D	10,828	U. S. Department of Energy			CAPER - Federal Memberships
81.U11	I	43,531	U. S. Department of Energy	SUB-2020-10292	Alliance for Sustainable Energy LLC	Building BTM Devices and Support
81.U12	I	151,135	U. S. Department of Energy	4000181603/4000192649	UT-Battelle, LLC	Intelligent Power Stages
81.U13	I	202,985	U. S. Department of Energy	TO 4300166142	Consolidated Nuclear Security, LLC	SAM Task Order GFY21
81.U14	I	78,324	U. S. Department of Energy	TO 4300166142	Consolidated Nuclear Security, LLC	SAM Task Order GFY21
81.U15	I	63,772	U. S. Department of Energy	PO# N000378511	Honeywell Federal Manufacturing & Technologies, LLC	Non-Contact Dimensional Inspection

**SCHEDULE OF EXPENDITURES OF FEDERAL AWARDS (BY STATE AGENCY)**

For the Fiscal Year Ended June 30, 2022

Federal ALN	Direct/ Indirect	Program Expenditures	ALN Program Title	Pass-Through Entity Number	Pass-Through Entity Name	Additional Award Information
81.U16	I	26,134	U. S. Department of Energy	PO 2205172	Sandia National Laboratories	Radialene Radicals as Tunable Active
81.U17	I	46,075	U. S. Department of Energy	2975-2020-0074	Osazda Energy, LLC	Low-Cost, Crack-Tolerant, Screen-Pr
81.U18	I	49,124	U. S. Department of Energy	B644740	Lawrence Livermore Nat'l Lab	APIs and Data Formats
81.U19	I	135,217	U. S. Department of Energy	4000191478	Oak Ridge National Laboratory	Design and Control of Advanced Mach
81.U20	I	28,070	U. S. Department of Energy	PO N000425367	Honeywell Federal Manufacturing & Technologies, LLC	Enhanced Optical Measurement Techno
81.U21	I	189,720	U. S. Department of Energy	10014917	Electric Power Research Institute EPRI	UNCC Support for GE Hitachi NRIC
84.007	D	1,980,785	Federal Supplemental Educational Opportunity Grants			
84.027	I	41,084	Special Education Grants to States	PO# 0135349	Sam Houston State University	
84.027	I	62,088	Special Education Grants to States	PO114129	Sam Houston State University	
84.033	D	545,040	Federal Work-Study Program			
84.063	D	43,363,492	Federal Pell Grant Program			
84.200	D	168,503	Graduate Assistance in Areas of National Need			
84.268	D	115,135,937	Federal Direct Student Loans			
84.305	I	5,513	Education Research, Development and Dissemination	Agmt dated 02/20/2017	Assoc of Public and Land Grant Universities APLU	
84.324	I	47,054	Research in Special Education	362596	University of Connecticut	
84.324	I	84,187	Research in Special Education	FY2018-077	University of Kansas	
84.324	I	46,481	Research in Special Education	FY2019-001-M1	University of Kansas	
84.324	I	64,037	Research in Special Education	FY2019-013	University of Kansas Center for Research Inc	
84.325	D	718,592	Special Education - Personnel Development to Improve Services and Results for Children with Disabilities			
84.326	D	4,115,825	Special Education Technical Assistance and Dissemination to Improve Services and Results for Children with Disabilities			
84.326	I	224,071	Special Education Technical Assistance and Dissemination to Improve Services and Results for Children with Disabilities	A006557004	University of Minnesota	
84.327	I	75,713	Special Education Educational Technology Media, and Materials for Individuals with Disabilities	SP00014612-02	Georgia State University	
84.336	D	540,965	Teacher Quality Partnership Grants			
84.373	I	61,852	Special Education Technical Assistance on State Data Collection	6738-S-008	Westat Inc.	
84.425E	D	30,857,852	COVID-19 - Education Stabilization Fund - Higher Education Emergency Relief Fund (HEERF) Student Aid Portion			
84.425F	D	13,342,301	COVID-19 - Education Stabilization Fund - Higher Education Emergency Relief Fund (HEERF) Institutional Aid Portion			
84.425M	D	201,519	COVID-19 - Education Stabilization Fund - Higher Education Emergency Relief Fund (HEERF) Strengthening Institutions Program (SIP)			
84.U03	I	192,379	U. S. Department of Education	04898	American Institutes for Research	NTACT/AIR Collaboration to Improve
93.070	I	43,583	Environmental Public Health and Emergency Response	2021-119	Gaston County Department of Health	
93.088	I	7,374	Advancing System Improvements for Key Issues in Women's Health	3200004526-22-163	University of Kentucky Research Foundation	
93.113	D	100,896	Environmental Health			
93.113	I	113,177	Environmental Health	2-340-0127136-65711L	RTI International	
93.113	I	19,003	Environmental Health	PO# 1001105196	Regents of University of Colorado	
93.118	I	65	Acquired Immunodeficiency Syndrome (AIDS) Activity	38676916	Mecklenburg County	
93.124	D	16,770	Nurse Anesthetist Traineeship			
93.136	D	55,360	Injury Prevention and Control Research and State and Community Based Programs			
93.142	I	61,484	NIEHS Hazardous Waste Worker Health and Safety Training	AGT-22-00073	Nanodiagnostic Technology, LLC	
93.155	I	11,755	Rural Health Research Centers	3210001862-21-278	University of Kentucky Research Foundation	
93.172	D	107,155	Human Genome Research			
93.191	D	249,176	Graduate Psychology Education			
93.242	I	9,228	Mental Health Research Grants	223405562	University of Wisconsin at Milwaukee	
93.243	I	71,097	Substance Abuse and Mental Health Services Projects of Regional and National Significance	1H79SM083941-01	Dept of Health and Human Services	
93.243	I	2,434	Substance Abuse and Mental Health Services Projects of Regional and National Significance	21-105-100726-030	Old Dominion University	
93.243	I	131,169	Substance Abuse and Mental Health Services Projects of Regional and National Significance	37205061	Mecklenburg County Health Department	
93.273	D	128,149	Alcohol Research Programs			
93.286	D	62,006	Discovery and Applied Research for Technological Innovations to Improve Human Health			
93.286	I	3,539	Discovery and Applied Research for Technological Innovations to Improve Human Health	20-0732-001	Ball State University	
93.310	I	33,801	Trans-NIH Research Support	SUBK00015412	University of Michigan	
93.350	I	62,660	National Center for Advancing Translational Sciences	956-45501-11000000124	Wake Forest University Health Science	
93.351	I	28,406	Research Infrastructure Programs	18-SUBC-440-0000392244	Smithsonian Institution	
93.361	I	119	Nursing Research	3000301714 (A19-0163-S001)	Atrium Health	
93.389	D	14,678	National Center for Research Resources			
93.391	I	136,599	Activities to Support State, Tribal, Local and Territorial (STLT) Health Department Response to Public Health or Healthcare Crises	41690796	Mecklenburg County Health Department	

**SCHEDULE OF EXPENDITURES OF FEDERAL AWARDS (BY STATE AGENCY)**

For the Fiscal Year Ended June 30, 2022

Federal ALN	Direct/ Indirect	Program Expenditures	ALN Program Title	Pass-Through Entity Number	Pass-Through Entity Name	Additional Award Information
93.393	D	872,433	Cancer Cause and Prevention Research			
93.394	I	99,041	Cancer Detection and Diagnosis Research	AOR	OncoTab Inc	
93.394	I	11,249	Cancer Detection and Diagnosis Research	G002000-7505	Southern Methodist University	
93.395	D	46,378	Cancer Treatment Research			
93.395	I	76,667	Cancer Treatment Research	AGT-22-0104	OncoTab Inc	
93.395	I	21,593	Cancer Treatment Research	ULRF_20-0298-01	University of Louisville Research Foundation, Inc	
93.396	I	72,248	Cancer Biology Research	CCF22012233	Cleveland Clinic Foundation	
93.421	I	58,621	Strengthening Public Health Systems and Services through National Partnerships to Improve and Protect the Nation's Health	CONTRACT DATED 5/5/21	American Public Health Association	
93.686	I	145,588	Ending the HIV Epidemic: A Plan for America — Ryan White HIV/AIDS Program Parts A and B	40182971	Mecklenburg County Health Department	
93.686	I	159,412	Ending the HIV Epidemic: A Plan for America — Ryan White HIV/AIDS Program Parts A and B	41331495	Mecklenburg County Health Department	
93.732	D	378,407	Mental and Behavioral Health Education and Training Grants			
93.837	D	197,013	Cardiovascular Diseases Research			
93.837	I	594	Cardiovascular Diseases Research	100-1091654-83591 & 90560	Research Foundation of SUNY	
93.837	I	10,636	Cardiovascular Diseases Research	WU-21-398	Washington University in St Louis	
93.838	I	22,731	Lung Diseases Research	604810	University of Arizona	
93.839	I	6,059	Blood Diseases and Resources Research	22-1225-UNCC	University of Tennessee Health Science Center	
93.846	D	99,013	Arthritis, Musculoskeletal and Skin Diseases Research			
93.847	I	795	Diabetes, Digestive, and Kidney Diseases Extramural Research	134397062	University of Southern California	
93.847	I	122,439	Diabetes, Digestive, and Kidney Diseases Extramural Research	VUMC 62470	Vanderbilt University	
93.853	D	58,249	Extramural Research Programs in the Neurosciences and Neurological Disorders			
93.853	I	70,678	Extramural Research Programs in the Neurosciences and Neurological Disorders	2117-209-2013228	Clemson University	
93.855	D	73,139	Allergy and Infectious Diseases Research			
93.855	I	100,299	Allergy and Infectious Diseases Research	0001033191	Fred Hutchinson Cancer Research Center	
93.855	I	35,277	Allergy and Infectious Diseases Research	60053372 UNCC	Northwestern University	
93.859	D	1,941,749	Biomedical Research and Research Training			
93.859	I	3,339	Biomedical Research and Research Training	52119	University of Arkansas for Medical Sciences	
93.865	D	14,341	Child Health and Human Development Extramural Research			
93.865	I	156,998	Child Health and Human Development Extramural Research	123915	The Brigham and Women's Hospital Inc.	
93.866	D	252,062	Aging Research			
93.866	I	17,449	Aging Research	A03-3189	Duke University	
93.866	I	17,137	Aging Research	Agreement Effective 03/23/2021	VeraSci LLC	
93.959	I	10,000	Block Grants for Prevention and Treatment of Substance Abuse	MOU Signed 1/27/21	Governor's Institute on Substance Abuse	
93.U07	D	35,619	U. S. Department of Health and Human Services			
93.U08	I	13,546	U. S. Department of Health and Human Services	3200004621-22-190	University of Kentucky Research Foundation	Cadence Adults Cadence and Intensity
97.083	I	22,943	Staffing for Adequate Fire and Emergency Response (SAFER)	Dated 05/06/2020	International Association of Fire Chiefs Inc	Bystander-informed See it Stop
98.001	I	85,888	USAID Foreign Assistance for Programs Overseas	3000234458 (AID-263-A-15-0002)	Institute of International Education, Inc	
		<u>244,339,813</u>	Total - University of North Carolina at Charlotte			

**University of North Carolina at Greensboro**

10.001	D	12,000	Agricultural Research Basic and Applied Research			
10.217	D	137,204	Higher Education - Institution Challenge Grants Program			
10.253	D	7,747	Consumer Data and Nutrition Research			
10.310	D	197,569	Agriculture and Food Research Initiative (AFRI)			
10.310	I	10,086	Agriculture and Food Research Initiative (AFRI)	2027-207-2012546	Clemson University	
10.310	I	5,409	Agriculture and Food Research Initiative (AFRI)	203909-780	Utah University	
10.310	I	70,863	Agriculture and Food Research Initiative (AFRI)	2196-207-2013869	Clemson University	
10.519	D	422,400	Equipment Grants Program (EGP)			
11.467	I	30,883	Meteorologic and Hydrologic Modernization Development	SUBAWARD002869	University Corp for Atmospheric Research	
11.609	D	85,268	Measurement and Engineering Research and Standards			
11.620	D	53,752	Science, Technology, Business and/or Education Outreach			
12.33	D	235,821	Science, Technology, Engineering & Mathematics (STEM) Education, Outreach and Workforce Program			
12.420	D	4,549	Military Medical Research and Development			
12.431	D	12,431	Basic Scientific Research			
12.431	I	59,181	Basic Scientific Research	743751-2	College of William and Mary	
12.560	I	32,910	DOD, NDEP, DOTC-STEM Education Outreach Implementation	13000844-041	Purdue University	
12.630	D	147,427	Basic, Applied, and Advanced Research in Science and Engineering			
12.750	I	44,740	Uniformed Services University Medical Research Projects	5361 P#998957	Henry M. Jackson Foundation	
12.900	D	60,405	Language Grant Program			
15.808	D	114,460	U.S. Geological Survey Research and Data Collection			
15.946	I	2,005	Cultural Resources Management	ASALH-09-2020	Assoc for Study of African American Life	

**SCHEDULE OF EXPENDITURES OF FEDERAL AWARDS (BY STATE AGENCY)**

For the Fiscal Year Ended June 30, 2022

Federal ALN	Direct/ Indirect	Program Expenditures	ALN Program Title	Pass-Through Entity Number	Pass-Through Entity Name	Additional Award Information
16.582	I	8,104	Crime Victim Assistance/Discretionary Grants	FED AWARD#2018-V3-GX	Justice Research and Statistics Assoc	
16.609	I	24,642	Project Safe Neighborhoods	#205979	North Carolina Gang Investigation	
16.609	I	7,408	Project Safe Neighborhoods	#206015	North Carolina Gang Investigation	
16.609	I	61,145	Project Safe Neighborhoods	2018-GP-BX-0035	North Carolina Gang Investigation	
16.609	I	6,397	Project Safe Neighborhoods	2019-GP-BX-0043	North Carolina Gang Investigation	
16.738	I	16,118	Edward Byrne Memorial Justice Assistance Grant Program	2020SPI	City of Winston-Salem	
20.205	I	15,409	Highway Planning and Construction	CONTRACT 2019-5358	City of Greensboro	
21.027	D	3,856,005	COVID-19 - Coronavirus State and Local Fiscal Recovery Funds			
43.007	D	24,799	Space Operations			
45.024	I	423	Promotion of the Arts Grants to Organizations and Individuals	CASE: 00026480	National Endowment for the Arts	
45.129	I	3,500	Promotion of the Humanities Federal/State Partnership	21-02	North Carolina Humanities Council	
45.161	I	22,915	Promotion of the Humanities Research	NEH-NMU2021-001	Northern Michigan University	
45.169	D	40,129	Promotion of the Humanities Office of Digital Humanities			
45.312	D	116,262	National Leadership Grants			
45.312	I	24,896	National Leadership Grants	2020-11	University of Oklahoma	
45.313	D	64,184	Laura Bush 21st Century Librarian Program			
47.041	D	93,102	Engineering			
47.041	I	12,190	Engineering	#206045	Optera LLP	
47.041	I	21,813	Engineering	#8233	Purdue University	
47.041	I	11,439	Engineering	087442-16573	University of Illinois at Urbana-Champaign	
47.041	I	18,263	Engineering	10000719-080	Purdue University	
47.041	I	46,572	Engineering	AWD-001459-G2	Georgia Institute of Technology	
47.041	I	63,607	Engineering	AWD-100758-G2	Georgia Tech	
47.049	D	370,430	Mathematical and Physical Sciences			
47.049	I	5,250	Mathematical and Physical Sciences	#205983	Occidental College	
47.050	D	148,564	Geosciences			
47.070	D	434,830	Computer and Information Science and Engineering			
47.070	I	25,742	Computer and Information Science and Engineering	96085-17569	University of Illinois at Urbana-Champaign	
47.070	I	13,603	Computer and Information Science and Engineering	UTAUS-SUB0000118	University of Texas at Austin	
47.074	D	853,327	Biological Sciences			
47.074	I	60,769	Biological Sciences	101519-18256	University of Illinois at Urbana-Champaign	
47.074	I	62,904	Biological Sciences	UTA18-001150	University of Texas at Austin	
47.075	D	71,011	Social, Behavioral, and Economic Sciences			
47.076	D	1,346,415	Education and Human Resources			
47.076	I	15,052	Education and Human Resources	2112532-UNCG	Georgia Research Alliance	
47.076	I	8,842	Education and Human Resources	4500003628	Boston University	
47.076	I	33,447	Education and Human Resources	AWD00000927	University of Pittsburgh	
47.076	I	10,366	Education and Human Resources	DRL-1502755	Michigan State University	
47.076	I	103,798	Education and Human Resources	G0104-Y3	The Exploratorium	
47.076	I	20,232	Education and Human Resources	PID# 828167 SUB#156	Rutgers University	
47.076	I	43,990	Education and Human Resources	SUBK00012199	University of Michigan	
47.076	I	26,471	Education and Human Resources	UNC-G 10114	Western Michigan University	
47.079	I	28,801	Office of International Science and Engineering	#206001	Minerva Lithium	
47.079	I	5,515	Office of International Science and Engineering	333-2781	Duke University	
81.049	D	39,230	Office of Science Financial Assistance Program			
84.007	D	1,184,921	Federal Supplemental Educational Opportunity Grants			
84.033	D	290,287	Federal Work-Study Program			
84.038	D	1,486,432	Federal Perkins Loan Program Federal Capital Contributions			
84.042	D	553,963	TRIO Student Support Services			
84.063	D	38,601,469	Federal Pell Grant Program			
84.184	I	133,838	School Safety National Activities (formerly, Safe and Drug-Free Schools and Communities-National Programs)	S18X190008	Rockingham County Schools	
84.217	D	228,186	TRIO McNair Post-Baccalaureate Achievement			
84.268	D	72,189,946	Federal Direct Student Loans			
84.283	D	3,171,772	Comprehensive Centers			
84.283	I	13,163	Comprehensive Centers	6729-S-011	Westat Inc.	
84.283	I	22,878	Comprehensive Centers	R000002991	Florida State University	
84.305	D	1,123,320	Education Research, Development and Dissemination			
84.305	I	25,594	Education Research, Development and Dissemination	0467100007	American Institutes for Research	
84.324	I	23,720	Research in Special Education	FY2020-049-M2	University of Kansas	
84.325	D	223,358	Special Education - Personnel Development to Improve Services and Results for Children with Disabilities			
84.326	I	403,845	Special Education Technical Assistance and Dissemination to Improve Services and Results for Children with Disabilities	A006557003	Regents of the University of Minnesota	

**SCHEDULE OF EXPENDITURES OF FEDERAL AWARDS (BY STATE AGENCY)**

For the Fiscal Year Ended June 30, 2022

Federal ALN	Direct/ Indirect	Program Expenditures	ALN Program Title	Pass-Through Entity Number	Pass-Through Entity Name	Additional Award Information
84.336	D	1,019,448	Teacher Quality Partnership Grants			
84.351	I	2,033	Arts in Education	8-5132-344-311-000-7	Guilford County Schools	
84.365	D	607,054	English Language Acquisition State Grants			
84.365	I	3,240	English Language Acquisition State Grants	AWD7774919-GR207181	Georgetown University	
84.379	D	3,772	Teacher Education Assistance for College and Higher Education Grants (TEACH Grants)			
84.411	I	379	Education Innovation and Research (formerly Investing in Innovation (i3) Fund)	1516-013-01	Columbus State Community College	
84.411	I	15,164	Education Innovation and Research (formerly Investing in Innovation (i3) Fund)	17-NC12-20211/3C3WP	National Writing Project	
84.411	I	128,363	Education Innovation and Research (formerly Investing in Innovation (i3) Fund)	201910	University of Indianapolis	
84.423	I	103,664	Supporting Effective Educator Development Program	FY2019-054-M2	University of Kansas	
84.423	I	178,546	Supporting Effective Educator Development Program	P0101183/SUB00001559	University of Florida	
84.425E	D	18,527,474	COVID-19 - Education Stabilization Fund - Higher Education Emergency Relief Fund (HEERF) Student Aid Portion			
84.425F	D	21,460,485	COVID-19 - Education Stabilization Fund - Higher Education Emergency Relief Fund (HEERF) Institutional Aid Portion			
84.425M	D	3,840,602	COVID-19 - Education Stabilization Fund - Higher Education Emergency Relief Fund (HEERF) Strengthening Institutions Program (SIP)			
84.RD	D	1,511,378	U. S. Department of Education			47QRAA19D006U
89.003	D	50,837	National Historical Publications and Records Grants			
89.003	I	3,815	National Historical Publications and Records Grants	#206005	Johnson C. Smith University	
93.068	I	10,051	Chronic Diseases: Research, Control, and Prevention	STTR SPONSORED RESEARCH	Equiti Foods, LLC	
93.110	D	151,183	Maternal and Child Health Federal Consolidated Programs			
93.113	D	58,299	Environmental Health			
93.124	D	35,175	Nurse Anesthetist Traineeship			
93.136	I	76,858	Injury Prevention and Control Research and State and Community Based Programs	90002499	Guilford County	
93.178	D	505,289	Nursing Workforce Diversity			
93.213	D	229,151	Research and Training in Complementary and Integrative Health			
93.213	I	452,312	Research and Training in Complementary and Integrative Health	132416 SPC003390	Washington State University	
93.213	I	290,503	Research and Training in Complementary and Integrative Health	A18-0910-S004	University of California Santa Cruz	
93.242	D	976,816	Mental Health Research Grants			
93.242	I	42,553	Mental Health Research Grants	A262837	Emory University	
93.273	D	1,060,487	Alcohol Research Programs			
93.273	I	40,458	Alcohol Research Programs	1-312-0217134-65740L	Research Triangle Institute (RTI International)	
93.279	D	76,873	Drug Abuse and Addiction Research Programs			
93.286	D	81,108	Discovery and Applied Research for Technological Innovations to Improve Human Health			
93.310	D	448,653	Trans-NIH Research Support			
93.310	I	17,794	Trans-NIH Research Support	1236-45117-110000004	Wake Forest University Health Sciences	
93.361	I	17,533	Nursing Research	1089-45117-110000001	Wake Forest University Health Sciences	
93.361	I	51,968	Nursing Research	346155811085045117-1	Wake Forest University Health Sciences	
93.394	D	106,894	Cancer Detection and Diagnosis Research			
93.395	D	116,187	Cancer Treatment Research			
93.395	I	55,003	Cancer Treatment Research	4500002674	Boston University	
93.395	I	222,002	Cancer Treatment Research	GR119452/SPC-10000	Ohio State University	
93.396	I	25,490	Cancer Biology Research	SUBAWARD NO. 21-027	Wake Forest University	
93.439	I	1,620	State Physical Activity and Nutrition (SPAN)	#205864	North Carolina Breastfeeding Coalition	
93.575	I	20,144	Child Care and Development Block Grant	17243	Child Trends	
93.647	D	13,254	Social Services Research and Demonstration			
93.647	I	155,466	Social Services Research and Demonstration	90PH0028-01-00	Child Trends	
93.732	D	795,258	Mental and Behavioral Health Education and Training Grants			
93.837	D	143,964	Cardiovascular Diseases Research			
93.837	I	3,639	Cardiovascular Diseases Research	100-1091654-90560	The Research Fdn of State University of New York	
93.838	I	33,476	Lung Diseases Research	000887/120120	University of Rhode Island	
93.847	D	643,857	Diabetes, Digestive, and Kidney Diseases Extramural Research			
93.847	I	155,986	Diabetes, Digestive, and Kidney Diseases Extramural Research	FY18.696.002	The Regents of the University of Colorado	
93.853	D	232,999	Extramural Research Programs in the Neurosciences and Neurological Disorders			
93.853	I	99,723	Extramural Research Programs in the Neurosciences and Neurological Disorders	SUBAWARD#237442	Massachusetts General Hospital	
93.855	D	283,852	Allergy and Infectious Diseases Research			
93.855	I	87,301	Allergy and Infectious Diseases Research	FY20.938.003	The Regents of the University of Colorado	
93.855	I	34,761	Allergy and Infectious Diseases Research	OSA00000075	Vanderbilt University	
93.855	I	71,503	Allergy and Infectious Diseases Research	UNIV61808	Vanderbilt University	
93.859	D	1,190,976	Biomedical Research and Research Training			
93.859	I	707	Biomedical Research and Research Training	2018002.01	Campbell University	
93.859	I	22,697	Biomedical Research and Research Training	G0107-Y3	The Exploratorium	
93.865	D	1,350,126	Child Health and Human Development Extramural Research			

**SCHEDULE OF EXPENDITURES OF FEDERAL AWARDS (BY STATE AGENCY)**

For the Fiscal Year Ended June 30, 2022

Federal ALN	Direct/ Indirect	Program Expenditures	ALN Program Title	Pass-Through Entity Number	Pass-Through Entity Name	Additional Award Information
93.865	I	7,603	Child Health and Human Development Extramural Research	2019-6-58223	California State Polytechnic University	
93.865	I	10,200	Child Health and Human Development Extramural Research	SUBK00012460	University of Michigan	
93.866	D	914,889	Aging Research			
93.867	I	15,863	Vision Research	AWD00002082	University of Pittsburgh	
93.925	D	398,584	Scholarships for Health Professions Students from Disadvantaged Backgrounds			
93.941	I	19,504	HIV Demonstration, Research, Public and Professional Education Projects	458-45117-1000011580	Wake Forest University Health Sciences	
93.958	I	210,436	Block Grants for Community Mental Health Services	121289	Sandhills Center	
97.010	D	165,497	Citizenship Education and Training			
		<u>189,400,492</u>	Total - University of North Carolina at Greensboro			
<b>University of North Carolina at Pembroke</b>						
10.025	D	55,027	Plant and Animal Disease, Pest Control, and Animal Care			
12.431	D	52,589	Basic Scientific Research			
12.630	D	571,352	Basic, Applied, and Advanced Research in Science and Engineering			
16.525	D	445	Grants to Reduce Domestic Violence, Dating Violence, Sexual Assault, and Stalking on Campus			
17.259	I	344,427	WIOA Youth Activities	44-21-5467-Yth	Lumber River Council of Gov't	
20.205	D	25,398	Highway Planning and Construction			
21.019	D	924,163	COVID-19 - Coronavirus Relief Fund			
21.027	D	1,329,612	COVID-19 - Coronavirus State and Local Fiscal Recovery Funds			
47.070	D	18,219	Computer and Information Science and Engineering			
47.070	I	34,986	Computer and Information Science and Engineering	2010124	AT&T	
47.076	D	200,523	Education and Human Resources			
59.075	D	102,723	Shuttered Venue Operators Grant Program			
84.007	D	286,215	Federal Supplemental Educational Opportunity Grants			
84.031	D	622,154	Higher Education Institutional Aid			
84.033	D	217,305	Federal Work-Study Program			
84.038	D	572,268	Federal Perkins Loan Program Federal Capital Contributions			
84.042	D	289,722	TRIO Student Support Services			
84.063	D	15,682,257	Federal Pell Grant Program			
84.184	I	2,828	School Safety National Activities (formerly, Safe and Drug-Free Schools and Communities-National Programs)	Work Order #20-0021	Public Schools of Robeson County	
84.268	D	33,901,252	Federal Direct Student Loans			
84.299	D	344,636	Indian Education - Special Programs for Indian Children			
84.299	I	292,741	Indian Education - Special Programs for Indian Children	20-21FEC	Lumbee Tribe	
84.299	I	18,253	Indian Education - Special Programs for Indian Children	BCS-2037256	University of Arizona	
84.379	D	57,052	Teacher Education Assistance for College and Higher Education Grants (TEACH Grants)			
84.382	D	298,838	Strengthening Minority-Serving Institutions			
84.425E	D	9,888,512	COVID-19 - Education Stabilization Fund - Higher Education Emergency Relief Fund (HEERF) Student Aid Portion			
84.425F	D	11,785,122	COVID-19 - Education Stabilization Fund - Higher Education Emergency Relief Fund (HEERF) Institutional Aid Portion			
84.425L	D	2,424,039	COVID-19 - Education Stabilization Fund - Higher Education Emergency Relief Fund (HEERF) Minority Serving Institutions (MSIs)			
93.172	D	206,025	Human Genome Research			
93.243	D	95,880	Substance Abuse and Mental Health Services Projects of Regional and National Significance			
93.310	I	173,008	Trans-NIH Research Support	A19-0002-S003	North Carolina Central University	
93.398	I	5,076	Cancer Research Manpower	341-100200-114320	Wake Forest	
93.732	D	312,139	Mental and Behavioral Health Education and Training Grants			
93.859	D	276,177	Biomedical Research and Research Training			
93.859	I	27,014	Biomedical Research and Research Training	5122430	Chapel Hill	
93.925	D	571,600	Scholarships for Health Professions Students from Disadvantaged Backgrounds			
93.926	D	1,093,699	Healthy Start Initiative			
		<u>83,103,276</u>	Total - University of North Carolina at Pembroke			
<b>University of North Carolina at Wilmington</b>						
10.310	I	11,684	Agriculture and Food Research Initiative (AFRI)	SUB00002760	The Board of Regents of the University System of Georgia	
11.012	I	377,193	Integrated Ocean Observing System (IOOS)	IOOS 16(028)U; IOOS 21-097	SECOORA Program	
11.021	I	13,731	NOAA Small Business Innovation Research (SBIR) Program	NOAA SBIR BY 2021 2006702	Sunburst Sensors, LLC	
11.022	I	44,684	Bipartisan Budget Act of 2018	IOOS.20(220)UNCW.JL.WEBCOOS.1	SECOORA Program	
11.420	D	55,259	Coastal Zone Management Estuarine Research Reserves			
11.432	I	609	National Oceanic and Atmospheric Administration (NOAA) Cooperative Institutes	URJ58	Florida Atlantic	

**SCHEDULE OF EXPENDITURES OF FEDERAL AWARDS (BY STATE AGENCY)**

For the Fiscal Year Ended June 30, 2022

Federal ALN	Direct/ Indirect	Program Expenditures	ALN Program Title	Pass-Through Entity Number	Pass-Through Entity Name	Additional Award Information
11.439	D	56,315	Marine Mammal Data Program			
11.463	D	72,902	Habitat Conservation			
12.300	D	65,981	Basic and Applied Scientific Research			
12.300	I	51,646	Basic and Applied Scientific Research	A21 0686 S001	University of Tennessee	
12.300	I	69,853	Basic and Applied Scientific Research	KR 704626	University of California at San Diego	
12.630	D	85,074	Basic, Applied, and Advanced Research in Science and Engineering			
12.800	D	262	Air Force Defense Research Sciences Program			
12.902	D	58,817	Information Security Grants			
12.RD	I	30,130	U. S. Department of Defense	SA0000776	San Diego State	G58277 Archaeological Research in Willamet
15.423	D	254,862	Bureau of Ocean Energy Management (BOEM) Environmental Studies (ES)			
15.630	D	5,754	Coastal			
15.678	D	27,402	Cooperative Ecosystem Studies Units			
12.810	D	10,114	National Cooperative Geologic Mapping			
15.945	D	163,157	Cooperative Research and Training Programs – Resources of the National Park System			
16.585	D	769,458	Drug Court Discretionary Grant Program			
19.408	D	219,841	Academic Exchange Programs - Teachers			
19.900	D	107,985	AEECA/ESF PD Programs			
21.027	D	3,209,461	COVID-19 - Coronavirus State and Local Fiscal Recovery Funds			
43.001	D	104,127	Science			
43.001	I	7,759	Science	UWSC13067	University of Washington	
45.024	D	36,573	Promotion of the Arts Grants to Organizations and Individuals			
45.024	I	20,000	Promotion of the Arts Grants to Organizations and Individuals	29590	Arts Midwest	
45.024	I	2,710	Promotion of the Arts Grants to Organizations and Individuals	6291	South Arts Inc	
45.129	I	1,595	Promotion of the Humanities Federal/State Partnership	Agreement 4 21 2022	NC Humanities Council	
47.049	D	663,086	Mathematical and Physical Sciences			
47.050	D	558,193	Geosciences			
47.050	I	13,167	Geosciences	UWSC13068	University of Washington	
47.074	D	444,246	Biological Sciences			
47.074	I	15,931	Biological Sciences	CCU 31-2999	Coastal Carolina University	
47.075	D	52,673	Social, Behavioral, and Economic Sciences			
47.075	I	3,353	Social, Behavioral, and Economic Sciences	A17-1027-S001	University of Tennessee	
47.076	D	268,011	Education and Human Resources			
47.076	I	14,520	Education and Human Resources	2143-206-2013438	Clemson University	
47.078	D	92,487	Polar Programs			
47.083	I	1,795	Integrative Activities	TUL-SCC-559686-21/22	Tulane University	
47.084	D	22,373	NSF Technology, Innovation, and Partnerships			
47.RD	D	14,999	U. S. National Science Foundation			G58477 Collaborative Research
59.075	D	721,368	Shuttered Venue Operators Grant Program			
64.034	D	60,487	VA Grants for Adaptive Sports Programs for Disabled Veterans and Disabled Members of the Armed Forces			
66.456	I	215	National Estuary Program	S1702	Barnegat Bay Partnership	
66.460	I	37,174	Nonpoint Source Implementation Grants	2020-03-24-001	Cape Fear River Watch	
84.007	D	482,421	Federal Supplemental Educational Opportunity Grants			
84.033	D	680,720	Federal Work-Study Program			
84.038	D	914,309	Federal Perkins Loan Program Federal Capital Contributions			
84.063	D	17,660,292	Federal Pell Grant Program			
84.268	D	65,968,460	Federal Direct Student Loans			
84.379	D	38,663	Teacher Education Assistance for College and Higher Education Grants (TEACH Grants)			
84.408	D	12,038	Postsecondary Education Scholarships for Veteran's Dependents			
84.425E	D	6,954,643	COVID-19 - Education Stabilization Fund - Higher Education Emergency Relief Fund (HEERF) Student Aid Portion			
93.121	I	59,298	Oral Diseases and Disorders Research	2017-3474	University of California	
93.243	D	65,868	Substance Abuse and Mental Health Services Projects of Regional and National Significance			
93.243	I	36,551	Substance Abuse and Mental Health Services Projects of Regional and National Significance	UNC -SAMHSA-03	County of Brunswick	
93.273	I	1,586	Alcohol Research Programs	125283298 MP/PO S9002478	University of California at San Diego	
93.273	I	32,427	Alcohol Research Programs	A034750	Duke University	
93.279	D	146,179	Drug Abuse and Addiction Research Programs			
93.516	I	2,160	Public Health Training Centers Program	A338529	Emory University	
93.516	I	28,141	Public Health Training Centers Program	A505144	Emory University	
93.847	D	820	Diabetes, Digestive, and Kidney Diseases Extramural Research			



**SCHEDULE OF EXPENDITURES OF FEDERAL AWARDS (BY STATE AGENCY)**

For the Fiscal Year Ended June 30, 2022

Federal ALN	Direct/ Indirect	Program Expenditures	ALN Program Title	Pass-Through Entity Number	Pass-Through Entity Name	Additional Award Information
93.855	I	488	Allergy and Infectious Diseases Research	A18-0078-S001	The Board of Trustees of Illinois State	
93.859	D	200,816	Biomedical Research and Research Training			
		102,204,896	Total - University of North Carolina at Wilmington			
<b>University of North Carolina School of the Arts</b>						
21.027	D	694,692	COVID-19 - Coronavirus State and Local Fiscal Recovery Funds			
84.007	D	67,030	Federal Supplemental Educational Opportunity Grants			
84.033	D	38,066	Federal Work-Study Program			
84.063	D	1,130,767	Federal Pell Grant Program			
84.268	D	7,283,126	Federal Direct Student Loans			
84.425E	D	1,138,131	COVID-19 - Education Stabilization Fund - Higher Education Emergency Relief Fund (HEERF) Student Aid Portion			
84.425F	D	518,985	COVID-19 - Education Stabilization Fund - Higher Education Emergency Relief Fund (HEERF) Institutional Aid Portion			
		10,870,797	Total - University of North Carolina System Office			
<b>Western Carolina University</b>						
10.351	D	62,804	Rural Business Development Grant			
10.435	D	145,615	State Mediation Grants			
10.652	D	18,613	Forestry Research			
10.680	D	14,508	Forest Health Protection			
10.699	D	123,145	Partnership Agreements			
11.303	D	130,009	Economic Development Technical Assistance			
15.657	D	137,792	Endangered Species Recovery Implementation			
15.939	I	6,408	Heritage Partnership	N/A	Blue Ridge National Heritage	
15.945	D	256,038	Cooperative Research and Training Programs – Resources of the National Park System			
21.019	I	14,869	COVID-19 - Coronavirus Relief Fund	Agreement #70-00	Children's Advocacy Center of NC Inc.	
21.027	D	2,525,106	COVID-19 - Coronavirus State and Local Fiscal Recovery Funds			
43.001	I	7,218	Science	02338-01	Universities Space Research Association	
43.001	I	1,964	Science	0946	Rutgers University	
45.024	D	6,431	Promotion of the Arts Grants to Organizations and Individuals			
47.049	D	35,191	Mathematical and Physical Sciences			
47.050	D	13,241	Geosciences			
47.074	D	209,725	Biological Sciences			
47.074	I	294	Biological Sciences	FP00000649_SA002	Virginia Commonwealth University (VCU)	
47.076	D	60,490	Education and Human Resources			
59.075	D	422,043	Shuttered Venue Operators Grant Program			
77.008	D	52,607	U.S. Nuclear Regulatory Commission Scholarship and Fellowship Program			
84.007	D	490,976	Federal Supplemental Educational Opportunity Grants			
84.027	D	9,018	Special Education Grants to States			
84.033	D	545,527	Federal Work-Study Program			
84.038	D	2,711,260	Federal Perkins Loan Program Federal Capital Contributions			
84.044	D	412,735	TRIO Talent Search			
84.063	D	16,510,421	Federal Pell Grant Program			
84.268	D	45,328,549	Federal Direct Student Loans			
84.325	D	587,970	Special Education - Personnel Development to Improve Services and Results for Children with Disabilities			
84.335	D	151,040	Child Care Access Means Parents in School			
84.379	D	33,703	Teacher Education Assistance for College and Higher Education Grants (TEACH Grants)			
84.425D	D	5,187	COVID-19 - Education Stabilization Fund - Elementary and Secondary School Emergency Relief (ESSER) Fund			
84.425E	D	9,766,420	COVID-19 - Education Stabilization Fund - Higher Education Emergency Relief Fund (HEERF) Student Aid Portion			
84.425F	D	13,759,686	COVID-19 - Education Stabilization Fund - Higher Education Emergency Relief Fund (HEERF) Institutional Aid Portion			
84.425M	D	344,845	COVID-19 - Education Stabilization Fund - Higher Education Emergency Relief Fund (HEERF) Strengthening Institutions Program (SIP)			
84.425U	D	9,675	COVID-19 - Education Stabilization Fund - American Rescue Plan Elementary and Secondary School Emergency Relief (ARP ESSER) Fund			
93.124	D	6,953	Nurse Anesthetist Traineeship			
93.178	D	167,375	Nursing Workforce Diversity			
93.307	I	47,818	Minority Health and Health Disparities Research	127687 G003655	USDHHS via Washington State University	
93.359	D	660,048	Nurse Education, Practice Quality and Retention Grants			

**SCHEDULE OF EXPENDITURES OF FEDERAL AWARDS (BY STATE AGENCY)**

For the Fiscal Year Ended June 30, 2022

Federal ALN	Direct/ Indirect	Program Expenditures	ALN Program Title	Pass-Through Entity Number	Pass-Through Entity Name	Additional Award Information
93.361	D	202,774	Nursing Research			
93.732	D	699,962	Mental and Behavioral Health Education and Training Grants			
		96,696,053	Total - Western Carolina University			
<b>Winston-Salem State University</b>						
12.900	D	40,862	Language Grant Program			
17.287	D	424,217	Job Corps Experimental Projects and Technical Assistance			
20.205	D	29,051	Highway Planning and Construction			
21.027	D	1,128,442	COVID-19 - Coronavirus State and Local Fiscal Recovery Funds			
47.041	D	7,253	Engineering			
47.049	D	135,398	Mathematical and Physical Sciences			
47.070	D	69,418	Computer and Information Science and Engineering			
47.070	I	23,085	Computer and Information Science and Engineering	SUB00002419	University of Florida	
47.074	D	85,785	Biological Sciences			
47.075	D	138,886	Social, Behavioral, and Economic Sciences			
47.076	D	749,073	Education and Human Resources			
47.076	I	12,156	Education and Human Resources	24436-01	Spelman College	
59.037	I	206,828	Small Business Development Centers	BPM 2021-2	Small Business Technology Dev Ctr	
59.037	I	194,055	Small Business Development Centers	BPM 2021-7	Small Business Technology Dev Ctr	
84.007	D	387,544	Federal Supplemental Educational Opportunity Grants			
84.031	D	5,141,900	Higher Education Institutional Aid			
84.033	D	414,945	Federal Work-Study Program			
84.038	D	804,576	Federal Perkins Loan Program Federal Capital Contributions			
84.063	D	15,648,940	Federal Pell Grant Program			
84.116	D	11,829	Fund for the Improvement of Postsecondary Education			
84.129	D	599,436	Rehabilitation Long-Term Training			
84.268	D	30,586,702	Federal Direct Student Loans			
84.334	D	451,522	Gaining Early Awareness and Readiness for Undergraduate Programs			
84.382	D	613,940	Strengthening Minority-Serving Institutions			
84.425E	D	9,317,555	COVID-19 - Education Stabilization Fund - Higher Education Emergency Relief Fund (HEERF) Student Aid Portion			
84.425J	D	30,385,250	COVID-19 - Education Stabilization Fund - Higher Education Emergency Relief Fund (HEERF) Historically Black Colleges and Universities (HBCUs)			
90.500	I	106,742	International Broadcasting Independent Grantee Organizations	4507	Community Service Grant Radio	
93.264	D	8,500	Nurse Faculty Loan Program (NFLP)			
93.364	D	4,988	Nursing Student Loans			
93.761	D	47,715	Evidence-Based Falls Prevention Programs Financed Solely by Prevention and Public Health Funds (PPHF)			
93.829	D	555,772	Section 223 Demonstration Programs to Improve Community Mental Health Services			
93.847	I	39,740	Diabetes, Digestive, and Kidney Diseases Extramural Research	21-45103-1000011841	Wake Forest University	
93.859	D	91,986	Biomedical Research and Research Training			
93.866	I	32,976	Aging Research	180-101090-550034	Wake Forest University	
93.866	I	10,922	Aging Research	WFUHS 441391	Wake Forest University	
93.925	D	975,792	Scholarships for Health Professions Students from Disadvantaged Backgrounds			
99.U02	I	14,621	Miscellaneous	UL1TR001420	Wake Forest University	Community Engagement Boost Award
		99,498,402	Total - Winston-Salem State University			
<b>University of North Carolina Health Care System - UNC Hospitals</b>						
21.027	D	16,870,909	COVID-19 - Coronavirus State and Local Fiscal Recovery Funds			
93.461	D	8,913,353	COVID-19 Testing for the Uninsured			
93.498	D	15,614,936	COVID-19 - Provider Relief Fund			
		41,399,198	Total - UNC Hospitals			
		3,266,752,969	Total - University of North Carolina System			

**Community Colleges:****Alamance Community College**

84.007	D	71,024	Federal Supplemental Educational Opportunity Grants			
84.033	D	104,851	Federal Work-Study Program			
84.042	D	294,619	TRIO Student Support Services			
84.063	D	5,367,808	Federal Pell Grant Program			

**SCHEDULE OF EXPENDITURES OF FEDERAL AWARDS (BY STATE AGENCY)**

For the Fiscal Year Ended June 30, 2022

Federal ALN	Direct/ Indirect	Program Expenditures	ALN Program Title	Pass-Through Entity Number	Pass-Through Entity Name	Additional Award Information
84.425E	D	4,530,660	COVID-19 - Education Stabilization Fund - Higher Education Emergency Relief Fund (HEERF) Student Aid Portion			
84.425F	D	5,658,524	COVID-19 - Education Stabilization Fund - Higher Education Emergency Relief Fund (HEERF) Institutional Aid Portion			
		<u>16,027,486</u>	Total - Alamance Community College			
<b><u>Asheville-Buncombe Technical Community College</u></b>						
17.258	I	141,361	WIOA Adult Program	WIOA-61-2019-ABTCC-03;	Mountain Area Workforce Development Consortium	
				WIOA-2017-61-ABTECH-FLG-01		
				WIOA-61-2019-ABTCC-03	Mountain Area Workforce Development Consortium	
17.278	I	139,087	WIOA Dislocated Worker Formula Grants			
21.019	D	6,400	COVID-19 - Coronavirus Relief Fund			
23.002	D	37,498	Appalachian Area Development			
84.007	D	177,925	Federal Supplemental Educational Opportunity Grants			
84.033	D	90,324	Federal Work-Study Program			
84.063	D	6,656,469	Federal Pell Grant Program			
84.268	D	2,665,260	Federal Direct Student Loans			
84.425E	D	6,484,069	COVID-19 - Education Stabilization Fund - Higher Education Emergency Relief Fund (HEERF) Student Aid Portion			
84.425F	D	5,435,407	COVID-19 - Education Stabilization Fund - Higher Education Emergency Relief Fund (HEERF) Institutional Aid Portion			
84.425M	D	781,099	COVID-19 - Education Stabilization Fund - Higher Education Emergency Relief Fund (HEERF) Strengthening Institutions Program (SIP)			
		<u>22,614,899</u>	Total - Asheville-Buncombe Technical Community College			
<b><u>Beaufort County Community College</u></b>						
84.007	D	20,055	Federal Supplemental Educational Opportunity Grants			
84.033	D	30,444	Federal Work-Study Program			
84.042	D	414,428	TRIO Student Support Services			
84.063	D	2,684,415	Federal Pell Grant Program			
84.425E	D	1,322,485	COVID-19 - Education Stabilization Fund - Higher Education Emergency Relief Fund (HEERF) Student Aid Portion			
84.425F	D	1,599,920	COVID-19 - Education Stabilization Fund - Higher Education Emergency Relief Fund (HEERF) Institutional Aid Portion			
84.425M	D	186,261	COVID-19 - Education Stabilization Fund - Higher Education Emergency Relief Fund (HEERF) Strengthening Institutions Program (SIP)			
		<u>6,258,008</u>	Total - Beaufort County Community College			
<b><u>Bladen Community College</u></b>						
17.258	D	110,186	WIOA Adult Program			
17.259	D	99,809	WIOA Youth Activities			
17.278	D	68,953	WIOA Dislocated Worker Formula Grants			
84.007	D	68,256	Federal Supplemental Educational Opportunity Grants			
84.033	D	51,545	Federal Work-Study Program			
84.063	D	2,659,236	Federal Pell Grant Program			
84.425E	D	1,755,031	COVID-19 - Education Stabilization Fund - Higher Education Emergency Relief Fund (HEERF) Student Aid Portion			
84.425F	D	2,192,775	COVID-19 - Education Stabilization Fund - Higher Education Emergency Relief Fund (HEERF) Institutional Aid Portion			
84.425L	D	498,257	COVID-19 - Education Stabilization Fund - Higher Education Emergency Relief Fund (HEERF) Minority Serving Institutions (MSIs)			
		<u>7,504,048</u>	Total - Bladen Community College			
<b><u>Blue Ridge Community College</u></b>						
17.258	D	105,263	WIOA Adult Program			
17.278	D	112,212	WIOA Dislocated Worker Formula Grants			
17.285	D	13,434	Apprenticeship USA Grants			
23.001	D	80,645	Appalachian Regional Development (See individual Appalachian Programs)			
64.028	D	51,150	Post-9/11 Veterans Educational Assistance			
84.007	D	49,000	Federal Supplemental Educational Opportunity Grants			
84.033	D	44,681	Federal Work-Study Program			
84.063	D	3,253,528	Federal Pell Grant Program			
84.268	D	1,211,556	Federal Direct Student Loans			

**SCHEDULE OF EXPENDITURES OF FEDERAL AWARDS (BY STATE AGENCY)**

For the Fiscal Year Ended June 30, 2022

Federal ALN	Direct/ Indirect	Program Expenditures	ALN Program Title	Pass-Through Entity Number	Pass-Through Entity Name	Additional Award Information
84.425E	D	2,005,705	COVID-19 - Education Stabilization Fund - Higher Education Emergency Relief Fund (HEERF) Student Aid Portion			
84.425F	D	1,776,649	COVID-19 - Education Stabilization Fund - Higher Education Emergency Relief Fund (HEERF) Institutional Aid Portion			
		<u>8,703,823</u>	Total - Blue Ridge Community College			
<b><u>Brunswick Community College</u></b>						
84.007	D	51,539	Federal Supplemental Educational Opportunity Grants			
84.033	D	16,964	Federal Work-Study Program			
84.063	D	2,218,941	Federal Pell Grant Program			
84.425E	D	1,392,177	COVID-19 - Education Stabilization Fund - Higher Education Emergency Relief Fund (HEERF) Student Aid Portion			
84.425F	D	2,466,029	COVID-19 - Education Stabilization Fund - Higher Education Emergency Relief Fund (HEERF) Institutional Aid Portion			
		<u>6,145,650</u>	Total - Brunswick Community College			
<b><u>Caldwell Community College and Technical Institute</u></b>						
84.007	D	81,450	Federal Supplemental Educational Opportunity Grants			
84.033	D	20,654	Federal Work-Study Program			
84.042	D	316,704	TRIO Student Support Services			
84.044	D	98,384	TRIO Talent Search			
84.063	D	4,699,633	Federal Pell Grant Program			
84.425E	D	3,981,900	COVID-19 - Education Stabilization Fund - Higher Education Emergency Relief Fund (HEERF) Student Aid Portion			
84.425F	D	4,521,631	COVID-19 - Education Stabilization Fund - Higher Education Emergency Relief Fund (HEERF) Institutional Aid Portion			
		<u>13,720,356</u>	Total - Caldwell Community College and Technical Institute			
<b><u>Cape Fear Community College</u></b>						
11.300	D	676,987	Investments for Public Works and Economic Development Facilities			
17.270	D	527,246	Reentry Employment Opportunities			
47.076	D	106,687	Education and Human Resources			
59.075	D	4,020,963	Shuttered Venue Operators Grant Program			
84.007	D	397,260	Federal Supplemental Educational Opportunity Grants			
84.031	D	422,259	Higher Education Institutional Aid			
84.033	D	105,292	Federal Work-Study Program			
84.063	D	11,772,480	Federal Pell Grant Program			
84.268	D	4,423,816	Federal Direct Student Loans			
84.425E	D	8,495,796	COVID-19 - Education Stabilization Fund - Higher Education Emergency Relief Fund (HEERF) Student Aid Portion			
84.425F	D	11,991,045	COVID-19 - Education Stabilization Fund - Higher Education Emergency Relief Fund (HEERF) Institutional Aid Portion			
84.425M	D	732,467	COVID-19 - Education Stabilization Fund - Higher Education Emergency Relief Fund (HEERF) Strengthening Institutions Program (SIP)			
		<u>43,672,298</u>	Total - Cape Fear Community College			
<b><u>Carteret Community College</u></b>						
10.310	D	178,581	Agriculture and Food Research Initiative (AFRI)			
10.855	D	258,248	Distance Learning and Telemedicine Loans and Grants			
17.258	I	126,190	WIOA Adult Program	4020	ECWDB	
17.258	I	1,000	WIOA Adult Program	4050FGL	ECWDB	
17.259	I	104,578	WIOA Youth Activities	4040	ECWDB	
17.278	I	27,558	WIOA Dislocated Worker Formula Grants	4030	ECWDB	
45.310	D	21,452	Grants to States			
84.007	D	65,591	Federal Supplemental Educational Opportunity Grants			
84.033	D	55,037	Federal Work-Study Program			
84.042	D	281,135	TRIO Student Support Services			
84.063	D	2,867,868	Federal Pell Grant Program			
84.408	D	10,471	Postsecondary Education Scholarships for Veteran's Dependents			
84.425E	D	1,835,985	COVID-19 - Education Stabilization Fund - Higher Education Emergency Relief Fund (HEERF) Student Aid Portion			
84.425F	D	1,117,194	COVID-19 - Education Stabilization Fund - Higher Education Emergency Relief Fund (HEERF) Institutional Aid Portion			

**SCHEDULE OF EXPENDITURES OF FEDERAL AWARDS (BY STATE AGENCY)**

For the Fiscal Year Ended June 30, 2022

Federal ALN	Direct/ Indirect	Program Expenditures	ALN Program Title	Pass-Through Entity Number	Pass-Through Entity Name	Additional Award Information
84.425M	D	204,129	COVID-19 - Education Stabilization Fund - Higher Education Emergency Relief Fund (HEERF) Strengthening Institutions Program (SIP)			
84.425S	D	276,272	COVID-19 - Education Stabilization Fund - Higher Education Emergency Relief Fund (HEERF) Supplemental Assistance to Institutions of Higher Education (SAIHE) Program			
		<u>7,431,289</u>	Total - Carteret Community College			
<b><u>Catawba Valley Community College</u></b>						
11.020	D	293,834	Cluster Grants			
47.041	I	3,661	Engineering	1758638	Impact Bonding	
84.007	D	244,653	Federal Supplemental Educational Opportunity Grants			
84.033	D	152,627	Federal Work-Study Program			
84.063	D	5,201,506	Federal Pell Grant Program			
84.425E	D	1,192,804	COVID-19 - Education Stabilization Fund - Higher Education Emergency Relief Fund (HEERF) Student Aid Portion			
84.425F	D	4,480,359	COVID-19 - Education Stabilization Fund - Higher Education Emergency Relief Fund (HEERF) Institutional Aid Portion			
84.425M	D	441,148	COVID-19 - Education Stabilization Fund - Higher Education Emergency Relief Fund (HEERF) Strengthening Institutions Program (SIP)			
		<u>12,010,592</u>	Total - Catawba Valley Community College			
<b><u>Central Carolina Community College</u></b>						
17.274	D	450,434	YouthBuild			
17.287	D	349,987	Job Corps Experimental Projects and Technical Assistance			
47.076	D	97,628	Education and Human Resources			
84.007	D	249,665	Federal Supplemental Educational Opportunity Grants			
84.033	D	60,542	Federal Work-Study Program			
84.042	D	398,492	TRIO Student Support Services			
84.047	D	1,039,708	TRIO Upward Bound			
84.063	D	6,335,869	Federal Pell Grant Program			
84.425E	D	3,852,841	COVID-19 - Education Stabilization Fund - Higher Education Emergency Relief Fund (HEERF) Student Aid Portion			
84.425F	D	2,357,342	COVID-19 - Education Stabilization Fund - Higher Education Emergency Relief Fund (HEERF) Institutional Aid Portion			
84.425M	D	103,150	COVID-19 - Education Stabilization Fund - Higher Education Emergency Relief Fund (HEERF) Strengthening Institutions Program (SIP)			
		<u>15,295,658</u>	Total - Central Carolina Community College			
<b><u>Central Piedmont Community College</u></b>						
17.259	I	788,306	WIOA Youth Activities	2040-36	Charlotte Works	
17.278	I	16,954	WIOA Dislocated Worker Formula Grants	4000017295	Charlotte Works	
19.009	I	12,084	Academic Exchange Programs - Undergraduate Programs	CBSA 18-CPCC01	World Learning	
47.070	I	30,894	Computer and Information Science and Engineering	20180625-01-CPC	University of North Carolina at Charlotte	
47.076	D	173,000	Education and Human Resources			
47.076	I	109,765	Education and Human Resources	1601452	Riverside Community College District	
47.076	I	9,695	Education and Human Resources	2020-0923-01	North Carolina State University	
84.007	D	770,294	Federal Supplemental Educational Opportunity Grants			
84.033	D	251,359	Federal Work-Study Program			
84.042	D	264,730	TRIO Student Support Services			
84.063	D	24,146,963	Federal Pell Grant Program			
84.425E	D	17,078,733	COVID-19 - Education Stabilization Fund - Higher Education Emergency Relief Fund (HEERF) Student Aid Portion			
84.425F	D	18,732,656	COVID-19 - Education Stabilization Fund - Higher Education Emergency Relief Fund (HEERF) Institutional Aid Portion			
84.425M	D	591,679	COVID-19 - Education Stabilization Fund - Higher Education Emergency Relief Fund (HEERF) Strengthening Institutions Program (SIP)			
		<u>62,977,112</u>	Total - Central Piedmont Community College			
<b><u>Cleveland Community College</u></b>						
84.007	D	42,857	Federal Supplemental Educational Opportunity Grants			
84.033	D	11,935	Federal Work-Study Program			
84.042	D	266,864	TRIO Student Support Services			
84.044	D	315,827	TRIO Talent Search			
84.063	D	3,916,385	Federal Pell Grant Program			

**SCHEDULE OF EXPENDITURES OF FEDERAL AWARDS (BY STATE AGENCY)**

For the Fiscal Year Ended June 30, 2022

Federal ALN	Direct/ Indirect	Program Expenditures	ALN Program Title	Pass-Through Entity Number	Pass-Through Entity Name	Additional Award Information
84.425E	D	3,178,788	COVID-19 - Education Stabilization Fund - Higher Education Emergency Relief Fund (HEERF) Student Aid Portion			
84.425F	D	911,926	COVID-19 - Education Stabilization Fund - Higher Education Emergency Relief Fund (HEERF) Institutional Aid Portion			
84.425M	D	53,272	COVID-19 - Education Stabilization Fund - Higher Education Emergency Relief Fund (HEERF) Strengthening Institutions Program (SIP)			
		<u>8,697,854</u>	Total - Cleveland Community College			
<b><u>Coastal Carolina Community College</u></b>						
17.258	I	253,248	WIOA Adult Program	21-4020-40-6035-07	ECWDB	
17.259	I	124,000	WIOA Youth Activities	21-4040-40-6035-07	ECWDB	
17.278	I	2,093	WIOA Dislocated Worker Formula Grants	20-4050-40-6035-07	ECWDB	
17.278	I	132,681	WIOA Dislocated Worker Formula Grants	21-4030-40-6035-07	ECWDB	
84.007	D	130,656	Federal Supplemental Educational Opportunity Grants			
84.033	D	43,882	Federal Work-Study Program			
84.063	D	5,960,123	Federal Pell Grant Program			
84.425E	D	3,722,764	COVID-19 - Education Stabilization Fund - Higher Education Emergency Relief Fund (HEERF) Student Aid Portion			
84.425F	D	6,271,160	COVID-19 - Education Stabilization Fund - Higher Education Emergency Relief Fund (HEERF) Institutional Aid Portion			
		<u>16,640,607</u>	Total - Coastal Carolina Community College			
<b><u>College of the Albemarle</u></b>						
21.019	D	9,874	COVID-19 - Coronavirus Relief Fund			
84.007	D	90,530	Federal Supplemental Educational Opportunity Grants			
84.033	D	9,161	Federal Work-Study Program			
84.063	D	2,255,221	Federal Pell Grant Program			
84.425E	D	20,186	COVID-19 - Education Stabilization Fund - Higher Education Emergency Relief Fund (HEERF) Student Aid Portion			
84.425F	D	1,211,392	COVID-19 - Education Stabilization Fund - Higher Education Emergency Relief Fund (HEERF) Institutional Aid Portion			
		<u>3,596,364</u>	Total - College of the Albemarle			
<b><u>Craven Community College</u></b>						
47.076	D	31,703	Education and Human Resources			
84.007	D	148,917	Federal Supplemental Educational Opportunity Grants			
84.031	D	123,220	Higher Education Institutional Aid			
84.033	D	73,097	Federal Work-Study Program			
84.042	D	215,716	TRIO Student Support Services			
84.063	D	4,030,872	Federal Pell Grant Program			
84.425E	D	3,683,614	COVID-19 - Education Stabilization Fund - Higher Education Emergency Relief Fund (HEERF) Student Aid Portion			
84.425F	D	2,919,065	COVID-19 - Education Stabilization Fund - Higher Education Emergency Relief Fund (HEERF) Institutional Aid Portion			
84.425M	D	49,220	COVID-19 - Education Stabilization Fund - Higher Education Emergency Relief Fund (HEERF) Strengthening Institutions Program (SIP)			
		<u>11,275,424</u>	Total - Craven Community College			
<b><u>Davidson-Davie Community College</u></b>						
12.903	D	15,873	GenCyber Grants Program			
21.019	D	5,035	COVID-19 - Coronavirus Relief Fund			
84.007	D	205,856	Federal Supplemental Educational Opportunity Grants			
84.031	D	391,264	Higher Education Institutional Aid			
84.033	D	59,037	Federal Work-Study Program			
84.042	D	211,484	TRIO Student Support Services			
84.044	D	256,860	TRIO Talent Search			
84.047	D	284,389	TRIO Upward Bound			
84.063	D	5,434,589	Federal Pell Grant Program			
84.268	D	3,833,336	Federal Direct Student Loans			
84.425E	D	4,918,703	COVID-19 - Education Stabilization Fund - Higher Education Emergency Relief Fund (HEERF) Student Aid Portion			

**SCHEDULE OF EXPENDITURES OF FEDERAL AWARDS (BY STATE AGENCY)**

For the Fiscal Year Ended June 30, 2022

Federal ALN	Direct/ Indirect	Program Expenditures	ALN Program Title	Pass-Through Entity Number	Pass-Through Entity Name	Additional Award Information
84.425F	D	3,774,055	COVID-19 - Education Stabilization Fund - Higher Education Emergency Relief Fund (HEERF) Institutional Aid Portion			
84.425M	D	49,599	COVID-19 - Education Stabilization Fund - Higher Education Emergency Relief Fund (HEERF) Strengthening Institutions Program (SIP)			
		<u>19,440,080</u>	Total - Davidson-Davie Community College			
<b><u>Durham Technical Community College</u></b>						
84.007	D	130,886	Federal Supplemental Educational Opportunity Grants			
84.033	D	118,107	Federal Work-Study Program			
84.063	D	5,854,136	Federal Pell Grant Program			
84.268	D	2,308,119	Federal Direct Student Loans			
84.425E	D	4,245,866	COVID-19 - Education Stabilization Fund - Higher Education Emergency Relief Fund (HEERF) Student Aid Portion			
84.425F	D	4,680,721	COVID-19 - Education Stabilization Fund - Higher Education Emergency Relief Fund (HEERF) Institutional Aid Portion			
84.425M	D	477,378	COVID-19 - Education Stabilization Fund - Higher Education Emergency Relief Fund (HEERF) Strengthening Institutions Program (SIP)			
		<u>17,815,213</u>	Total - Durham Technical Community College			
<b><u>Edgecombe Community College</u></b>						
84.007	D	99,459	Federal Supplemental Educational Opportunity Grants			
84.031	D	302,917	Higher Education Institutional Aid			
84.033	D	52,465	Federal Work-Study Program			
84.063	D	3,527,276	Federal Pell Grant Program			
84.268	D	2,398,865	Federal Direct Student Loans			
84.425E	D	2,723,743	COVID-19 - Education Stabilization Fund - Higher Education Emergency Relief Fund (HEERF) Student Aid Portion			
84.425F	D	4,113,413	COVID-19 - Education Stabilization Fund - Higher Education Emergency Relief Fund (HEERF) Institutional Aid Portion			
84.425L	D	127,156	COVID-19 - Education Stabilization Fund - Higher Education Emergency Relief Fund (HEERF) Minority Serving Institutions (MSIs)			
		<u>13,345,294</u>	Total - Edgecombe Community College			
<b><u>Fayetteville Technical Community College</u></b>						
84.007	D	380,425	Federal Supplemental Educational Opportunity Grants			
84.033	D	105,823	Federal Work-Study Program			
84.063	D	19,811,043	Federal Pell Grant Program			
84.268	D	11,205,493	Federal Direct Student Loans			
84.408	D	644	Postsecondary Education Scholarships for Veteran's Dependents			
84.425E	D	8,244,262	COVID-19 - Education Stabilization Fund - Higher Education Emergency Relief Fund (HEERF) Student Aid Portion			
84.425F	D	7,832,611	COVID-19 - Education Stabilization Fund - Higher Education Emergency Relief Fund (HEERF) Institutional Aid Portion			
		<u>47,580,301</u>	Total - Fayetteville Technical Community College			
<b><u>Forsyth Technical Community College</u></b>						
11.619	I	2,591	Arrangements for Interdisciplinary Research Infrastructure	PC2.2-152	NIIMBL/University of Delaware	
12.902	I	8,647	Information Security Grants	215112	University of West Florida	
12.903	D	75,513	GenCyber Grants Program			
12.905	I	38,007	CyberSecurity Core Curriculum	4127-53903000F	Moraine Valley Community College	
17.261	D	922,886	WIOA Pilots, Demonstrations, and Research Projects			
23.002	D	135,573	Appalachian Area Development			
47.076	D	500,727	Education and Human Resources			
47.076	I	8,390	Education and Human Resources	760-120000-669553	Wake Forest Institute for Regenerative Medicine	
47.076	I	9,520	Education and Human Resources	C2020-1	Center for Occupational Research & Development Inc.	
47.076	I	62,414	Education and Human Resources	n/a	Austin Community College	
84.007	D	445,372	Federal Supplemental Educational Opportunity Grants			
84.033	D	106,491	Federal Work-Study Program			
84.042	D	269,193	TRIO Student Support Services			
84.063	D	13,432,038	Federal Pell Grant Program			
84.116	D	59,866	Fund for the Improvement of Postsecondary Education			
84.268	D	7,141,321	Federal Direct Student Loans			
84.335	D	126,129	Child Care Access Means Parents in School			
84.425E	D	8,860,102	COVID-19 - Education Stabilization Fund - Higher Education Emergency Relief Fund (HEERF) Student Aid Portion			

**SCHEDULE OF EXPENDITURES OF FEDERAL AWARDS (BY STATE AGENCY)**

For the Fiscal Year Ended June 30, 2022

<b>Federal ALN</b>	<b>Direct/ Indirect</b>	<b>Program Expenditures</b>	<b>ALN Program Title</b>	<b>Pass-Through Entity Number</b>	<b>Pass-Through Entity Name</b>	<b>Additional Award Information</b>
84.425F	D	5,424,762	COVID-19 - Education Stabilization Fund - Higher Education Emergency Relief Fund (HEERF) Institutional Aid Portion			
84.425M	D	440,661	COVID-19 - Education Stabilization Fund - Higher Education Emergency Relief Fund (HEERF) Strengthening Institutions Program (SIP)			
		<u>38,070,203</u>	Total - Forsyth Technical Community College			
<b><u>Gaston College</u></b>						
10.561	D	54,652	State Administrative Matching Grants for the Supplemental Nutrition Assistance Program			
17.235	D	26,590	Senior Community Service Employment Program			
17.259	D	286,336	WIOA Youth Activities			
47.070	D	332,223	Computer and Information Science and Engineering			
84.007	D	197,330	Federal Supplemental Educational Opportunity Grants			
84.033	D	56,409	Federal Work-Study Program			
84.042	D	246,719	TRIO Student Support Services			
84.047	D	312,138	TRIO Upward Bound			
84.063	D	6,425,667	Federal Pell Grant Program			
84.425E	D	5,284,757	COVID-19 - Education Stabilization Fund - Higher Education Emergency Relief Fund (HEERF) Student Aid Portion			
84.425F	D	6,149,073	COVID-19 - Education Stabilization Fund - Higher Education Emergency Relief Fund (HEERF) Institutional Aid Portion			
84.425M	D	367,565	COVID-19 - Education Stabilization Fund - Higher Education Emergency Relief Fund (HEERF) Strengthening Institutions Program (SIP)			
		<u>19,739,459</u>	Total - Gaston College			
<b><u>Guilford Technical Community College</u></b>						
64.028	D	118,651	Post-9/11 Veterans Educational Assistance			
84.007	D	522,472	Federal Supplemental Educational Opportunity Grants			
84.033	D	204,629	Federal Work-Study Program			
84.063	D	19,654,403	Federal Pell Grant Program			
84.268	D	17,611,364	Federal Direct Student Loans			
84.425E	D	16,632,689	COVID-19 - Education Stabilization Fund - Higher Education Emergency Relief Fund (HEERF) Student Aid Portion			
84.425F	D	12,448,510	COVID-19 - Education Stabilization Fund - Higher Education Emergency Relief Fund (HEERF) Institutional Aid Portion			
84.425M	D	839,444	COVID-19 - Education Stabilization Fund - Higher Education Emergency Relief Fund (HEERF) Strengthening Institutions Program (SIP)			
84.425S	D	4,372,313	COVID-19 - Education Stabilization Fund - Higher Education Emergency Relief Fund (HEERF) Supplemental Assistance to Institutions of Higher Education (SAIHE) Program			
		<u>72,404,475</u>	Total - Guilford Technical Community College			
<b><u>Halifax Community College</u></b>						
17.258	I	563,353	WIOA Adult Program	4505		Upper Coastal Plain - Turning Point WFD
84.007	D	36,000	Federal Supplemental Educational Opportunity Grants			
84.033	D	24,133	Federal Work-Study Program			
84.042	D	338,639	TRIO Student Support Services			
84.063	D	1,447,267	Federal Pell Grant Program			
84.066	D	272,253	TRIO Educational Opportunity Centers			
84.335	I	16,221	Child Care Access Means Parents in School	FADKNNULH8K9		CADA
84.382	D	288,295	Strengthening Minority-Serving Institutions			
84.425E	D	1,015,875	COVID-19 - Education Stabilization Fund - Higher Education Emergency Relief Fund (HEERF) Student Aid Portion			
84.425F	D	929,040	COVID-19 - Education Stabilization Fund - Higher Education Emergency Relief Fund (HEERF) Institutional Aid Portion			
84.425L	D	23,267	COVID-19 - Education Stabilization Fund - Higher Education Emergency Relief Fund (HEERF) Minority Serving Institutions (MSIs)			
		<u>4,954,343</u>	Total - Halifax Community College			
<b><u>Haywood Community College</u></b>						
17.280	D	156,697	WIOA Dislocated Worker National Reserve Demonstration Grants			
21.019	D	5,000	COVID-19 - Coronavirus Relief Fund			
23.002	D	6,091	Appalachian Area Development			
84.007	D	81,150	Federal Supplemental Educational Opportunity Grants			
84.033	D	10,155	Federal Work-Study Program			



**SCHEDULE OF EXPENDITURES OF FEDERAL AWARDS (BY STATE AGENCY)**

For the Fiscal Year Ended June 30, 2022

Federal ALN	Direct/ Indirect	Program Expenditures	ALN Program Title	Pass-Through Entity Number	Pass-Through Entity Name	Additional Award Information
84.063	D	1,701,656	Federal Pell Grant Program			
84.425E	D	1,318,703	COVID-19 - Education Stabilization Fund - Higher Education Emergency Relief Fund (HEERF) Student Aid Portion			
84.425F	D	1,869,029	COVID-19 - Education Stabilization Fund - Higher Education Emergency Relief Fund (HEERF) Institutional Aid Portion			
84.425M	D	44,230	COVID-19 - Education Stabilization Fund - Higher Education Emergency Relief Fund (HEERF) Strengthening Institutions Program (SIP)			
84.425S	D	231,150	COVID-19 - Education Stabilization Fund - Higher Education Emergency Relief Fund (HEERF) Supplemental Assistance to Institutions of Higher Education (SAIHE) Program			
		<u>5,423,861</u>	Total - Haywood Community College			
<b><u>Isothermal Community College</u></b>						
23.001	D	214,000	Appalachian Regional Development (See individual Appalachian Programs)			
84.007	D	47,908	Federal Supplemental Educational Opportunity Grants			
84.033	D	25,550	Federal Work-Study Program			
84.063	D	3,059,437	Federal Pell Grant Program			
84.425E	D	1,849,100	COVID-19 - Education Stabilization Fund - Higher Education Emergency Relief Fund (HEERF) Student Aid Portion			
84.425F	D	1,143,833	COVID-19 - Education Stabilization Fund - Higher Education Emergency Relief Fund (HEERF) Institutional Aid Portion			
84.425M	D	149,893	COVID-19 - Education Stabilization Fund - Higher Education Emergency Relief Fund (HEERF) Strengthening Institutions Program (SIP)			
		<u>6,489,721</u>	Total - Isothermal Community College			
<b><u>James Sprunt Community College</u></b>						
11.300	D	378,957	Investments for Public Works and Economic Development Facilities			
17.258	I	205,720	WIOA Adult Program	21-4020-6136-03	Eastern Carolina Development Workforce Board	
17.278	I	20,322	WIOA Dislocated Worker Formula Grants	21-4030-6136-03	Eastern Carolina Development Workforce Board	
84.007	D	43,020	Federal Supplemental Educational Opportunity Grants			
84.033	D	18,843	Federal Work-Study Program			
84.042	D	393,502	TRIO Student Support Services			
84.044	D	327,207	TRIO Talent Search			
84.047	D	321,769	TRIO Upward Bound			
84.063	D	2,634,841	Federal Pell Grant Program			
84.425E	D	1,291,752	COVID-19 - Education Stabilization Fund - Higher Education Emergency Relief Fund (HEERF) Student Aid Portion			
84.425F	D	1,404,987	COVID-19 - Education Stabilization Fund - Higher Education Emergency Relief Fund (HEERF) Institutional Aid Portion			
		<u>7,040,920</u>	Total - James Sprunt Community College			
<b><u>Johnston Community College</u></b>						
47.076	D	89,589	Education and Human Resources			
84.007	D	195,344	Federal Supplemental Educational Opportunity Grants			
84.033	D	11,148	Federal Work-Study Program			
84.042	D	275,892	TRIO Student Support Services			
84.063	D	4,267,879	Federal Pell Grant Program			
84.425E	D	3,713,070	COVID-19 - Education Stabilization Fund - Higher Education Emergency Relief Fund (HEERF) Student Aid Portion			
84.425F	D	1,673,300	COVID-19 - Education Stabilization Fund - Higher Education Emergency Relief Fund (HEERF) Institutional Aid Portion			
84.425M	D	486,651	COVID-19 - Education Stabilization Fund - Higher Education Emergency Relief Fund (HEERF) Strengthening Institutions Program (SIP)			
		<u>10,712,873</u>	Total - Johnston Community College			
<b><u>Lenoir Community College</u></b>						
11.300	D	1,075,241	Investments for Public Works and Economic Development Facilities			
17.258	D	156,142	WIOA Adult Program			
17.259	D	153,112	WIOA Youth Activities			
17.278	D	82,201	WIOA Dislocated Worker Formula Grants			
84.007	D	203,137	Federal Supplemental Educational Opportunity Grants			
84.033	D	66,235	Federal Work-Study Program			
84.063	D	3,546,852	Federal Pell Grant Program			

**SCHEDULE OF EXPENDITURES OF FEDERAL AWARDS (BY STATE AGENCY)**

For the Fiscal Year Ended June 30, 2022

Federal ALN	Direct/ Indirect	Program Expenditures	ALN Program Title	Pass-Through Entity Number	Pass-Through Entity Name	Additional Award Information
84.425E	D	2,202,205	COVID-19 - Education Stabilization Fund - Higher Education Emergency Relief Fund (HEERF) Student Aid Portion			
84.425F	D	2,142,907	COVID-19 - Education Stabilization Fund - Higher Education Emergency Relief Fund (HEERF) Institutional Aid Portion			
		<u>9,628,032</u>	Total - Lenoir Community College			
<b><u>Martin Community College</u></b>						
84.007	D	23,596	Federal Supplemental Educational Opportunity Grants			
84.033	D	21,428	Federal Work-Study Program			
84.063	D	933,505	Federal Pell Grant Program			
84.425E	D	364,024	COVID-19 - Education Stabilization Fund - Higher Education Emergency Relief Fund (HEERF) Student Aid Portion			
84.425F	D	260,738	COVID-19 - Education Stabilization Fund - Higher Education Emergency Relief Fund (HEERF) Institutional Aid Portion			
		<u>1,603,291</u>	Total - Martin Community College			
<b><u>Mayland Community College</u></b>						
17.258	I	138,383	WIOA Adult Program	21-4020-49-1380	Region D	
17.258	I	27,162	WIOA Adult Program	21-4050-49-1380	Region D	
17.259	I	229,874	WIOA Youth Activities	21-4040-49-1380	Region D	
17.259	I	12,500	WIOA Youth Activities	21-4050-49-1380	Region D	
17.277	I	6,836	WIOA National Dislocated Worker Grants / WIA National Emergency Grants	21-3130-49-1380	Region D	
17.278	I	110,365	WIOA Dislocated Worker Formula Grants	21-4030-49-1380	Region D	
17.278	I	17,833	WIOA Dislocated Worker Formula Grants	21-4050-49-1380	Region D	
84.007	D	46,100	Federal Supplemental Educational Opportunity Grants			
84.033	D	14,952	Federal Work-Study Program			
84.042	D	316,092	TRIO Student Support Services			
84.063	D	827,618	Federal Pell Grant Program			
84.334	I	35,249	Gaining Early Awareness and Readiness for Undergraduate Programs	A19-0115-S004	Appalachian State University	
84.425E	D	1,029,414	COVID-19 - Education Stabilization Fund - Higher Education Emergency Relief Fund (HEERF) Student Aid Portion			
84.425F	D	498,253	COVID-19 - Education Stabilization Fund - Higher Education Emergency Relief Fund (HEERF) Institutional Aid Portion			
		<u>3,310,631</u>	Total - Mayland Community College			
<b><u>McDowell Technical Community College</u></b>						
84.007	D	25,433	Federal Supplemental Educational Opportunity Grants			
84.031	D	100,801	Higher Education Institutional Aid			
84.033	D	1,530,041	Federal Work-Study Program			
84.063	D	17,089	Federal Pell Grant Program			
84.425E	D	1,053,486	COVID-19 - Education Stabilization Fund - Higher Education Emergency Relief Fund (HEERF) Student Aid Portion			
84.425F	D	1,004,760	COVID-19 - Education Stabilization Fund - Higher Education Emergency Relief Fund (HEERF) Institutional Aid Portion			
84.425M	D	131,314	COVID-19 - Education Stabilization Fund - Higher Education Emergency Relief Fund (HEERF) Strengthening Institutions Program (SIP)			
84.425S	D	268,244	COVID-19 - Education Stabilization Fund - Higher Education Emergency Relief Fund (HEERF) Supplemental Assistance to Institutions of Higher Education (SAIHE) Program			
		<u>4,131,168</u>	Total - McDowell Technical Community College			
<b><u>Mitchell Community College</u></b>						
84.007	D	74,897	Federal Supplemental Educational Opportunity Grants			
84.033	D	31,673	Federal Work-Study Program			
84.063	D	3,235,347	Federal Pell Grant Program			
84.425E	D	2,475,929	COVID-19 - Education Stabilization Fund - Higher Education Emergency Relief Fund (HEERF) Student Aid Portion			
84.425F	D	3,378,089	COVID-19 - Education Stabilization Fund - Higher Education Emergency Relief Fund (HEERF) Institutional Aid Portion			
84.425M	D	127,922	COVID-19 - Education Stabilization Fund - Higher Education Emergency Relief Fund (HEERF) Strengthening Institutions Program (SIP)			
		<u>9,323,857</u>	Total - Mitchell Community College			
<b><u>Montgomery Community College</u></b>						
84.007	D	32,231	Federal Supplemental Educational Opportunity Grants			

**SCHEDULE OF EXPENDITURES OF FEDERAL AWARDS (BY STATE AGENCY)**

For the Fiscal Year Ended June 30, 2022

<b>Federal ALN</b>	<b>Direct/ Indirect</b>	<b>Program Expenditures</b>	<b>ALN Program Title</b>	<b>Pass-Through Entity Number</b>	<b>Pass-Through Entity Name</b>	<b>Additional Award Information</b>
84.033	D	27,026	Federal Work-Study Program			
84.063	D	934,646	Federal Pell Grant Program			
84.425E	D	949,090	COVID-19 - Education Stabilization Fund - Higher Education Emergency Relief Fund (HEERF) Student Aid Portion			
84.425F	D	363,237	COVID-19 - Education Stabilization Fund - Higher Education Emergency Relief Fund (HEERF) Institutional Aid Portion			
84.425M	D	37,100	COVID-19 - Education Stabilization Fund - Higher Education Emergency Relief Fund (HEERF) Strengthening Institutions Program (SIP)			
84.425N	D	209	COVID-19 - Education Stabilization Fund - Higher Education Emergency Relief Fund (HEERF) Fund for the Improvement of Postsecondary Education (FIPSE) Formula Grant			
		<u>2,343,539</u>	Total - Montgomery Community College			
<b><u>Nash Community College</u></b>						
84.007	D	15,000	Federal Supplemental Educational Opportunity Grants			
84.033	D	35,000	Federal Work-Study Program			
84.063	D	3,475,884	Federal Pell Grant Program			
84.268	D	893,089	Federal Direct Student Loans			
84.425E	D	2,009,925	COVID-19 - Education Stabilization Fund - Higher Education Emergency Relief Fund (HEERF) Student Aid Portion			
84.425F	D	1,600,443	COVID-19 - Education Stabilization Fund - Higher Education Emergency Relief Fund (HEERF) Institutional Aid Portion			
		<u>8,029,341</u>	Total - Nash Community College			
<b><u>Pamlico Community College</u></b>						
17.258	I	13,289	WIOA Adult Program	21-4020-40-6227-08	NC Workforce Development, New Bern	
64.027	D	3,407	Post-9/11 Veterans Educational Assistance			
84.007	D	12,301	Federal Supplemental Educational Opportunity Grants			
84.063	D	455,961	Federal Pell Grant Program			
84.425E	D	392,400	COVID-19 - Education Stabilization Fund - Higher Education Emergency Relief Fund (HEERF) Student Aid Portion			
84.425F	D	540,698	COVID-19 - Education Stabilization Fund - Higher Education Emergency Relief Fund (HEERF) Institutional Aid Portion			
		<u>1,418,056</u>	Total - Pamlico Community College			
<b><u>Piedmont Community College</u></b>						
84.007	D	54,154	Federal Supplemental Educational Opportunity Grants			
84.033	D	4,508	Federal Work-Study Program			
84.063	D	1,492,761	Federal Pell Grant Program			
84.066	D	431,829	TRIO Educational Opportunity Centers			
84.403	D	367,732	Consolidated Grant to the Outlying Areas			
84.425E	D	1,111,495	COVID-19 - Education Stabilization Fund - Higher Education Emergency Relief Fund (HEERF) Student Aid Portion			
84.425F	D	1,165,087	COVID-19 - Education Stabilization Fund - Higher Education Emergency Relief Fund (HEERF) Institutional Aid Portion			
84.425M	D	146,288	COVID-19 - Education Stabilization Fund - Higher Education Emergency Relief Fund (HEERF) Strengthening Institutions Program (SIP)			
		<u>4,773,854</u>	Total - Piedmont Community College			
<b><u>Pitt Community College</u></b>						
84.007	D	916,958	Federal Supplemental Educational Opportunity Grants			
84.031	D	173,956	Higher Education Institutional Aid			
84.042	D	272,429	TRIO Student Support Services			
84.063	D	12,223,653	Federal Pell Grant Program			
84.066	D	277,653	TRIO Educational Opportunity Centers			
84.268	D	5,228,586	Federal Direct Student Loans			
84.425E	D	9,698,019	COVID-19 - Education Stabilization Fund - Higher Education Emergency Relief Fund (HEERF) Student Aid Portion			
84.425F	D	6,380,183	COVID-19 - Education Stabilization Fund - Higher Education Emergency Relief Fund (HEERF) Institutional Aid Portion			
84.425M	D	155,872	COVID-19 - Education Stabilization Fund - Higher Education Emergency Relief Fund (HEERF) Strengthening Institutions Program (SIP)			
		<u>35,327,309</u>	Total - Pitt Community College			

**SCHEDULE OF EXPENDITURES OF FEDERAL AWARDS (BY STATE AGENCY)**

For the Fiscal Year Ended June 30, 2022

<b>Federal ALN</b>	<b>Direct/ Indirect</b>	<b>Program Expenditures</b>	<b>ALN Program Title</b>	<b>Pass-Through Entity Number</b>	<b>Pass-Through Entity Name</b>	<b>Additional Award Information</b>
<b><u>Randolph Community College</u></b>						
17.261	D	20,356	WIOA Pilots, Demonstrations, and Research Projects			
84.007	D	75,637	Federal Supplemental Educational Opportunity Grants			
84.033	D	23,027	Federal Work-Study Program			
84.063	D	3,598,676	Federal Pell Grant Program			
84.425E	D	2,433,876	COVID-19 - Education Stabilization Fund - Higher Education Emergency Relief Fund (HEERF) Student Aid Portion			
84.425F	D	3,549,016	COVID-19 - Education Stabilization Fund - Higher Education Emergency Relief Fund (HEERF) Institutional Aid Portion			
84.425M	D	196,972	COVID-19 - Education Stabilization Fund - Higher Education Emergency Relief Fund (HEERF) Strengthening Institutions Program (SIP)			
		<u>9,897,560</u>	Total - Randolph Community College			
<b><u>Richmond Community College</u></b>						
84.007	D	78,909	Federal Supplemental Educational Opportunity Grants			
84.033	D	74,850	Federal Work-Study Program			
84.063	D	3,859,726	Federal Pell Grant Program			
84.425E	D	4,616,652	COVID-19 - Education Stabilization Fund - Higher Education Emergency Relief Fund (HEERF) Student Aid Portion			
84.425F	D	3,790,139	COVID-19 - Education Stabilization Fund - Higher Education Emergency Relief Fund (HEERF) Institutional Aid Portion			
84.425M	D	459,006	COVID-19 - Education Stabilization Fund - Higher Education Emergency Relief Fund (HEERF) Strengthening Institutions Program (SIP)			
		<u>12,879,282</u>	Total - Richmond Community College			
<b><u>Roanoke-Chowan Community College</u></b>						
84.007	D	45,054	Federal Supplemental Educational Opportunity Grants			
84.033	D	30,020	Federal Work-Study Program			
84.042	D	222,167	TRIO Student Support Services			
84.063	D	1,083,737	Federal Pell Grant Program			
84.425E	D	1,061,557	COVID-19 - Education Stabilization Fund - Higher Education Emergency Relief Fund (HEERF) Student Aid Portion			
84.425F	D	949,754	COVID-19 - Education Stabilization Fund - Higher Education Emergency Relief Fund (HEERF) Institutional Aid Portion			
		<u>3,392,289</u>	Total - Roanoke-Chowan Community College			
<b><u>Robeson Community College</u></b>						
12.560	I	84,056	DOD, NDEP, DOTC-STEM Education Outreach Implementation	27-312-0216908-66307L	RTI International	
47.076	D	95,802	Education and Human Resources			
47.076	I	9,262	Education and Human Resources	1902225	Northwest State Community College	
84.007	D	36,623	Federal Supplemental Educational Opportunity Grants			
84.031	D	236,840	Higher Education Institutional Aid			
84.031	I	87,439	Higher Education Institutional Aid	A21-0013-S001	University of NC at Pembroke	
84.033	D	57,144	Federal Work-Study Program			
84.063	D	4,508,005	Federal Pell Grant Program			
84.299	I	322,452	Indian Education - Special Programs for Indian Children	S299A180037-21A	Lumbee Tribe of NC	
84.425E	D	2,211,868	COVID-19 - Education Stabilization Fund - Higher Education Emergency Relief Fund (HEERF) Student Aid Portion			
84.425F	D	677,255	COVID-19 - Education Stabilization Fund - Higher Education Emergency Relief Fund (HEERF) Institutional Aid Portion			
84.425L	D	32,503	COVID-19 - Education Stabilization Fund - Higher Education Emergency Relief Fund (HEERF) Minority Serving Institutions (MSIs)			
		<u>8,359,249</u>	Total - Robeson Community College			
<b><u>Rockingham Community College</u></b>						
84.007	D	50,518	Federal Supplemental Educational Opportunity Grants			
84.033	D	46,408	Federal Work-Study Program			
84.042	D	178,617	TRIO Student Support Services			
84.063	D	2,125,477	Federal Pell Grant Program			
84.425E	D	2,003,595	COVID-19 - Education Stabilization Fund - Higher Education Emergency Relief Fund (HEERF) Student Aid Portion			

**SCHEDULE OF EXPENDITURES OF FEDERAL AWARDS (BY STATE AGENCY)**

For the Fiscal Year Ended June 30, 2022

Federal ALN	Direct/ Indirect	Program Expenditures	ALN Program Title	Pass-Through Entity Number	Pass-Through Entity Name	Additional Award Information
84.425F	D	1,621,707	COVID-19 - Education Stabilization Fund - Higher Education Emergency Relief Fund (HEERF) Institutional Aid Portion			
84.425M	D	16,870	COVID-19 - Education Stabilization Fund - Higher Education Emergency Relief Fund (HEERF) Strengthening Institutions Program (SIP)			
		<u>6,043,192</u>	Total - Rockingham Community College			
<b>Rowan-Cabarrus Community College</b>						
47.076	D	69,116	Education and Human Resources			
84.007	D	60,409	Federal Supplemental Educational Opportunity Grants			
84.033	D	54,967	Federal Work-Study Program			
84.042	D	322,760	TRIO Student Support Services			
84.063	D	6,832,007	Federal Pell Grant Program			
84.425E	D	4,914,142	COVID-19 - Education Stabilization Fund - Higher Education Emergency Relief Fund (HEERF) Student Aid Portion			
84.425F	D	4,646,813	COVID-19 - Education Stabilization Fund - Higher Education Emergency Relief Fund (HEERF) Institutional Aid Portion			
84.425M	D	476,912	COVID-19 - Education Stabilization Fund - Higher Education Emergency Relief Fund (HEERF) Strengthening Institutions Program (SIP)			
		<u>17,377,126</u>	Total - Rowan-Cabarrus Community College			
<b>Sampson Community College</b>						
84.007	D	61,982	Federal Supplemental Educational Opportunity Grants			
84.033	D	14,192	Federal Work-Study Program			
84.063	D	2,939,364	Federal Pell Grant Program			
84.425E	D	2,028,208	COVID-19 - Education Stabilization Fund - Higher Education Emergency Relief Fund (HEERF) Student Aid Portion			
84.425F	D	1,087,859	COVID-19 - Education Stabilization Fund - Higher Education Emergency Relief Fund (HEERF) Institutional Aid Portion			
		<u>6,131,605</u>	Total - Sampson Community College			
<b>Sandhills Community College</b>						
84.007	D	75,000	Federal Supplemental Educational Opportunity Grants			
84.033	D	98,186	Federal Work-Study Program			
84.063	D	4,683,578	Federal Pell Grant Program			
84.425E	D	4,643,465	COVID-19 - Education Stabilization Fund - Higher Education Emergency Relief Fund (HEERF) Student Aid Portion			
84.425F	D	4,433,256	COVID-19 - Education Stabilization Fund - Higher Education Emergency Relief Fund (HEERF) Institutional Aid Portion			
84.425M	D	47,399	COVID-19 - Education Stabilization Fund - Higher Education Emergency Relief Fund (HEERF) Strengthening Institutions Program (SIP)			
		<u>13,980,884</u>	Total - Sandhills Community College			
<b>South Piedmont Community College</b>						
84.033	D	34,624	Federal Work-Study Program			
84.063	D	2,002,440	Federal Pell Grant Program			
84.425E	D	1,062,035	COVID-19 - Education Stabilization Fund - Higher Education Emergency Relief Fund (HEERF) Student Aid Portion			
84.425F	D	2,241,928	COVID-19 - Education Stabilization Fund - Higher Education Emergency Relief Fund (HEERF) Institutional Aid Portion			
		<u>5,341,027</u>	Total - South Piedmont Community College			
<b>Southeastern Community College</b>						
17.258	I	329,720	WIOA Adult Program	0-2020-33	Cape Fear COG	
17.259	I	198,122	WIOA Youth Activities	0-2030-33	Cape Fear COG	
17.278	I	163,205	WIOA Dislocated Worker Formula Grants	0-2040-33	Cape Fear COG	
84.007	D	70,725	Federal Supplemental Educational Opportunity Grants			
84.033	D	14,175	Federal Work-Study Program			
84.044	D	483,878	TRIO Talent Search			
84.063	D	2,551,427	Federal Pell Grant Program			
84.425E	D	1,655,433	COVID-19 - Education Stabilization Fund - Higher Education Emergency Relief Fund (HEERF) Student Aid Portion			
84.425F	D	2,227,228	COVID-19 - Education Stabilization Fund - Higher Education Emergency Relief Fund (HEERF) Institutional Aid Portion			

**SCHEDULE OF EXPENDITURES OF FEDERAL AWARDS (BY STATE AGENCY)**

For the Fiscal Year Ended June 30, 2022

<b>Federal ALN</b>	<b>Direct/ Indirect</b>	<b>Program Expenditures</b>	<b>ALN Program Title</b>	<b>Pass-Through Entity Number</b>	<b>Pass-Through Entity Name</b>	<b>Additional Award Information</b>
84.425M	D	46,800	COVID-19 - Education Stabilization Fund - Higher Education Emergency Relief Fund (HEERF) Strengthening Institutions Program (SIP)			
94.002	D	82,633	Retired and Senior Volunteer Program			
		<u>7,823,346</u>	Total - Southeastern Community College			
<b><u>Southwestern Community College</u></b>						
43.001	D	44,558	Science			
43.U07	D	304,088	U. S. National Aeronautics and Space Administration			App24075Cherokee10238Jackson141Macon4269 Swain1061
84.007	D	90,810	Federal Supplemental Educational Opportunity Grants			
84.033	D	43,232	Federal Work-Study Program			
84.042	D	321,570	TRIO Student Support Services			
84.047	D	291,824	TRIO Upward Bound			
84.063	D	3,322,066	Federal Pell Grant Program			
84.268	D	603,564	Federal Direct Student Loans			
84.425E	D	2,368,803	COVID-19 - Education Stabilization Fund - Higher Education Emergency Relief Fund (HEERF) Student Aid Portion			
84.425F	D	2,650,276	COVID-19 - Education Stabilization Fund - Higher Education Emergency Relief Fund (HEERF) Institutional Aid Portion			
		<u>10,040,791</u>	Total - Southwestern Community College			
<b><u>Stanly Community College</u></b>						
21.019	D	5,051	COVID-19 - Coronavirus Relief Fund			
84.007	D	66,954	Federal Supplemental Educational Opportunity Grants			
84.033	D	59,362	Federal Work-Study Program			
84.063	D	3,283,595	Federal Pell Grant Program			
84.425E	D	1,752,315	COVID-19 - Education Stabilization Fund - Higher Education Emergency Relief Fund (HEERF) Student Aid Portion			
84.425F	D	122,106	COVID-19 - Education Stabilization Fund - Higher Education Emergency Relief Fund (HEERF) Institutional Aid Portion			
		<u>5,289,383</u>	Total - Stanly Community College			
<b><u>Surry Community College</u></b>						
84.007	D	74,025	Federal Supplemental Educational Opportunity Grants			
84.033	D	42,378	Federal Work-Study Program			
84.063	D	3,603,593	Federal Pell Grant Program			
84.425E	D	2,133,006	COVID-19 - Education Stabilization Fund - Higher Education Emergency Relief Fund (HEERF) Student Aid Portion			
84.425F	D	1,306,983	COVID-19 - Education Stabilization Fund - Higher Education Emergency Relief Fund (HEERF) Institutional Aid Portion			
		<u>7,159,985</u>	Total - Surry Community College			
<b><u>Tri-County Community College</u></b>						
84.007	D	27,000	Federal Supplemental Educational Opportunity Grants			
84.033	D	22,734	Federal Work-Study Program			
84.063	D	1,577,804	Federal Pell Grant Program			
84.425E	D	953,210	COVID-19 - Education Stabilization Fund - Higher Education Emergency Relief Fund (HEERF) Student Aid Portion			
84.425F	D	1,444,115	COVID-19 - Education Stabilization Fund - Higher Education Emergency Relief Fund (HEERF) Institutional Aid Portion			
84.425M	D	116,025	COVID-19 - Education Stabilization Fund - Higher Education Emergency Relief Fund (HEERF) Strengthening Institutions Program (SIP)			
		<u>4,140,888</u>	Total - Tri-County Community College			
<b><u>Vance-Granville Community College</u></b>						
10.310	D	116,245	Agriculture and Food Research Initiative (AFRI)			
17.259	D	82,726	WIOA Youth Activities			
17.287	D	372,886	Job Corps Experimental Projects and Technical Assistance			
20.215	D	22,632	Highway Training and Education			
64.028	D	39,996	Post-9/11 Veterans Educational Assistance			
84.007	D	156,885	Federal Supplemental Educational Opportunity Grants			
84.033	D	2,012	Federal Work-Study Program			
84.063	D	3,715,199	Federal Pell Grant Program			
84.425E	D	3,324,991	COVID-19 - Education Stabilization Fund - Higher Education Emergency Relief Fund (HEERF) Student Aid Portion			

**SCHEDULE OF EXPENDITURES OF FEDERAL AWARDS (BY STATE AGENCY)**

For the Fiscal Year Ended June 30, 2022

Federal ALN	Direct/ Indirect	Program Expenditures	ALN Program Title	Pass-Through Entity Number	Pass-Through Entity Name	Additional Award Information
84.425F	D	2,762,873	COVID-19 - Education Stabilization Fund - Higher Education Emergency Relief Fund (HEERF) Institutional Aid Portion			
84.425M	D	75,409	COVID-19 - Education Stabilization Fund - Higher Education Emergency Relief Fund (HEERF) Strengthening Institutions Program (SIP)			
		<u>10,671,854</u>	Total - Vance-Granville Community College			
<b>Wake Technical Community College</b>						
21.019	D	6,780	COVID-19 - Coronavirus Relief Fund			
47.076	D	565,702	Education and Human Resources	AACC-13900-017	American Association of Community Colleges	
47.076	I	2,290	Education and Human Resources			
84.007	D	552,234	Federal Supplemental Educational Opportunity Grants			
84.033	D	73,474	Federal Work-Study Program			
84.063	D	26,109,517	Federal Pell Grant Program			
84.141	D	440,907	Migrant Education High School Equivalency Program			
84.268	D	23,717,116	Federal Direct Student Loans			
84.425E	D	16,250,541	COVID-19 - Education Stabilization Fund - Higher Education Emergency Relief Fund (HEERF) Student Aid Portion			
84.425F	D	17,119,876	COVID-19 - Education Stabilization Fund - Higher Education Emergency Relief Fund (HEERF) Institutional Aid Portion			
84.425M	D	1,654,587	COVID-19 - Education Stabilization Fund - Higher Education Emergency Relief Fund (HEERF) Strengthening Institutions Program (SIP)			
		<u>86,493,024</u>	Total - Wake Technical Community College			
<b>Wayne Community College</b>						
17.258	I	72,128	WIOA Adult Program	22-2020/2040-40-6331-09	Workforce Development Board	
17.259	I	103,324	WIOA Youth Activities	22-2040/4040-40-6331-09	Workforce Development Board	
17.278	I	75,203	WIOA Dislocated Worker Formula Grants	22-2030-40-6331-09	Workforce Development Board	
84.007	D	100,373	Federal Supplemental Educational Opportunity Grants			
84.031	D	313,877	Higher Education Institutional Aid			
84.033	D	48,575	Federal Work-Study Program			
84.063	D	4,432,737	Federal Pell Grant Program			
84.425E	D	1,703,669	COVID-19 - Education Stabilization Fund - Higher Education Emergency Relief Fund (HEERF) Student Aid Portion			
84.425F	D	4,185,558	COVID-19 - Education Stabilization Fund - Higher Education Emergency Relief Fund (HEERF) Institutional Aid Portion			
		<u>11,035,444</u>	Total - Wayne Community College			
<b>Western Piedmont Community College</b>						
84.007	D	70,539	Federal Supplemental Educational Opportunity Grants			
84.033	D	20,263	Federal Work-Study Program			
84.042	D	246,770	TRIO Student Support Services			
84.044	D	290,649	TRIO Talent Search			
84.063	D	2,682,661	Federal Pell Grant Program			
84.425E	D	2,046,826	COVID-19 - Education Stabilization Fund - Higher Education Emergency Relief Fund (HEERF) Student Aid Portion			
84.425F	D	2,864,226	COVID-19 - Education Stabilization Fund - Higher Education Emergency Relief Fund (HEERF) Institutional Aid Portion			
84.425M	D	151,476	COVID-19 - Education Stabilization Fund - Higher Education Emergency Relief Fund (HEERF) Strengthening Institutions Program (SIP)			
84.425S	D	207,209	COVID-19 - Education Stabilization Fund - Higher Education Emergency Relief Fund (HEERF) Supplemental Assistance to Institutions of Higher Education (SAIHE) Program			
		<u>8,580,619</u>	Total - Western Piedmont Community College			
<b>Wilkes Community College</b>						
84.007	D	43,296	Federal Supplemental Educational Opportunity Grants			
84.033	D	31,747	Federal Work-Study Program			
84.042	D	367,383	TRIO Student Support Services			
84.063	D	3,286,794	Federal Pell Grant Program			
84.425E	D	2,620,846	COVID-19 - Education Stabilization Fund - Higher Education Emergency Relief Fund (HEERF) Student Aid Portion			
84.425F	D	3,065,472	COVID-19 - Education Stabilization Fund - Higher Education Emergency Relief Fund (HEERF) Institutional Aid Portion			
		<u>9,415,538</u>	Total - Wilkes Community College			

**SCHEDULE OF EXPENDITURES OF FEDERAL AWARDS (BY STATE AGENCY)**

For the Fiscal Year Ended June 30, 2022

<b>Federal ALN</b>	<b>Direct/ Indirect</b>	<b>Program Expenditures</b>	<b>ALN Program Title</b>	<b>Pass-Through Entity Number</b>	<b>Pass-Through Entity Name</b>	<b>Additional Award Information</b>
<b><u>Wilson Community College</u></b>						
84.007	D	75,802	Federal Supplemental Educational Opportunity Grants			
84.033	D	14,335	Federal Work-Study Program			
84.042	D	294,898	TRIO Student Support Services			
84.047	D	276,780	TRIO Upward Bound			
84.063	D	2,144,821	Federal Pell Grant Program			
84.268	D	1,094,956	Federal Direct Student Loans			
84.425E	D	1,440,975	COVID-19 - Education Stabilization Fund - Higher Education Emergency Relief Fund (HEERF) Student Aid Portion			
84.425F	D	1,249,138	COVID-19 - Education Stabilization Fund - Higher Education Emergency Relief Fund (HEERF) Institutional Aid Portion			
		<u>6,591,705</u>	Total - Wilson Community College			
		<u>856,122,080</u>	Total - Community Colleges			
<b><u>Other Component Units:</u></b>						
<b><u>North Carolina State Ports Authority</u></b>						
97.056	D	758,145	Port Security Grant Program			
		<u>758,145</u>	Total - North Carolina State Ports Authority			
		<u>758,145</u>	Total - Other Component Units			
		<u>4,123,633,194</u>	Total - Component Units			
		<u>\$ 38,236,389,334</u>	<b>Total Expenditures of Federal Awards</b>			

N/A = Not Available

D = Direct Federal Assistance - Assistance received directly from the federal government or received in a pass-through relationship from other State entities.

I = Indirect Federal Assistance - Assistance received in a pass-through relationship from entities other than the federal government or other State entities.

The accompanying notes are an integral part of this schedule.



## NOTES TO THE SCHEDULE OF EXPENDITURES OF FEDERAL AWARDS

June 30, 2022

## NOTE 1: SUMMARY OF SIGNIFICANT ACCOUNTING POLICIES

### A. Basis of Presentation

The accompanying Schedule of Expenditures of Federal Awards is presented in accordance with requirements of Title 2 U.S. Code of Federal Regulations (CFR) Part 200, *Uniform Administrative Requirements, Cost Principles, and Audit Requirements for Federal Awards* (Uniform Guidance). The Schedule appears in three formats:

- **Summary** – The summary schedule reports expenditures of federal awards by program or program cluster.
- **Detail** – The detail schedule presents federal programs by federal agency and lists individual programs within program clusters.
- **By State Agency** – The schedule by state agency presents expenditures of federal awards by state agency and by program. In some instances, federal funds have been transferred from one state agency to another to be expended in the same program. When this is the case, the expenditure of federal awards has been reported under the organization which received the funds directly from the federal government.

Federal Assistance Listing Numbers (ALN) is a government-wide compendium of individual federal programs where each program is assigned a five-digit program identification number (ALN) and program name. The accompanying schedules reflect the program names and ALN assigned by the <https://sam.gov> website. Programs without an ALN are presented with the federal agency's two-digit prefix followed by U with a two-digit number. If the federal program is part of the Research and Development (R&D) cluster and the extension is not known, RD is placed in the three-digit extension field.

### B. Reporting Entity

The State of North Carolina financial reporting entity is fully described in Note 1 to the financial statements. The financial reporting entity includes (1) the primary government, (2) organizations for which the primary government is financially accountable, and (3) other organizations for which the nature and significance of their relationship with the primary government are such that exclusion would cause the primary government's financial statements to be misleading or incomplete.

The accompanying Schedule of Expenditures of Federal Awards includes all federal programs administered by the

state financial reporting entity except the programs of the State Education Assistance Authority, North Carolina Housing Finance Agency, Economic Development Partnership of North Carolina, Inc., UNC Rockingham Health Care, Inc., Caldwell Memorial Hospital, Inc., Chatham Hospital, Inc., UNC Physicians Network LLC, and Rex Hospital. These agencies issue separate reports for their programs.

### C. Basis of Accounting

An award is considered expended when the activity related to the award occurs. The activity generally pertains to events requiring compliance with laws, regulations, and the provisions of contract and grant agreements. Specific transaction types have been recognized as follows:

*Direct Costs:* Direct costs have been recognized on the cash basis of accounting, that is, when cash is disbursed rather than when the charge is incurred.

*Indirect costs:* Indirect costs are recovered from the federal government by applying a federally approved indirect cost rate or by allocating these costs among benefiting programs in accordance with a federally approved plan. Each program's share of indirect costs is recognized on the accompanying Schedule of Expenditures of Federal Awards.

The State of North Carolina has elected not to use the 10% de minimus indirect cost rate as allowed under the Uniform Guidance.

*Loan and loan guarantee transactions:*

- Federal Perkins Loan Program - Federal Capital Contributions (ALN 84.038), Nurse Faculty Loan Program (ALN 93.264), Health Professions Student Loans, Including Primary Care Loans/Loans for Disadvantaged Students (ALN 93.342), Nursing Student Loans (ALN 93.364) – Expenditures of federal awards in the accompanying Schedule of Expenditures of Federal Awards include the value of new loans made during the year, the balance of loans from previous years with federal continuing compliance requirements, federal capital contributions received during the year, interest subsidy, and administrative cost allowances. Loan balances outstanding at year-end are disclosed in Note 2.
- Federal Direct Student Loans (ALN 84.268) – These loans are made by outside lenders to students at institutions of higher education within the State reporting entity. The institutions are responsible for certain administrative requirements for new loans. As a result, the value of loans made during the year and administrative cost allowances are recognized as expenditures of federal awards in the accompanying Schedule of Expenditures of Federal

**NOTES TO THE SCHEDULE OF EXPENDITURES OF FEDERAL AWARDS**

June 30, 2022

Awards. The balance of loans for previous years is not included because the lender accounts for the prior balances.

- Capitalization Grants for Clean Water State Revolving Funds (ALN 66.458) and Capitalization Grants for Drinking Water State Revolving Funds (ALN 66.468) - The state receives capitalization grants to create and maintain the Clean Water State Revolving Fund (CWSRF) and the Drinking Water State Revolving Fund (DWSRF). Both programs offer long-term low interest rate loans to local cities, towns and municipalities. Capitalization Grants received for the CWSRF for the year ended June 30, 2022 were \$28,676,000 and are included on the schedule. Capitalization Grants received for the DWSRF for the fiscal year ended June 30, 2022 were \$42,288,929 and are also included on the schedule. There are no outstanding loan balances at the end of the audit period.

*Other non-cash assistance:*

The State of North Carolina participated in several federal programs in which non-cash benefits are provided through the state to eligible participants. These include:

- Food Distribution Programs – Food commodities donated to the N.C. Department of Agriculture are reported at the value assigned by the U.S. Department of Agriculture. The Schedule of Expenditures of Federal Awards includes commodity distributions of:

<u>Program</u>	<u>ALN</u>	<u>Non-Cash Value</u>
Nation School Lunch Program	10.555	\$61,809,527
Commodity Supplemental Food Program	10.565	\$3,915,486
Emergency Food Assistance Program (Administrative Cost)	10.568	\$5,863,585
Emergency Food Assistance Program (Food Commodities)	10.569	\$33,671,408
Trade Mitigation Program Eligible Recipient Agency Operational Funds (Food Commodities)	10.178	\$11,138,250

- Immunization Grants (ALN 93.268) – Vaccines donated to the N. C. Department of Health and Human Services are reported at the value assigned by the U.S. Department of Health and Human Services. The amount reported in the Schedule of Expenditures of Federal Awards reflects routine immunizations including seasonal influenza. The value of the vaccines for the fiscal year is \$149,762,663.
- Donation of Federal Surplus Personal Property (ALN 39.003) – Federal surplus property donated to the N.C. Department of Administration is valued at estimated fair market value at the time of receipt. The non-cash value during the fiscal year is reported as expenditures in the Schedule of Expenditures of Federal Awards. The estimated value during the fiscal year was \$2,756,505.

**NOTE 2: FEDERAL LOANS OUTSTANDING**

The State of North Carolina had the following federal loan balances outstanding at year-end:

<u>Program</u>	<u>ALN</u>	<u>Amount Outstanding</u>
Federal Perkins Loan Program - Federal Capital Contributions	84.038	\$20,550,471
Health Professions Student Loans, Including Primary Care Loans/Loans for Disadvantaged Students	93.342	\$3,941,998
Nursing Student Loans	93.364	\$348,470
Nurse Faculty Loan Program	93.264	\$669,354

**NOTE 3: UNEMPLOYMENT INSURANCE**

State unemployment tax revenues and payments in lieu of taxes are combined with federal funds and used to pay benefits under the Unemployment Insurance program (ALN 17.225). The state and federal portions of the total expenditures reported on the Schedule were \$177,780,284 and \$1,105,059,335 respectively.

**NOTE 4: Pass-Through Awards**

Uniform Guidance defines a subrecipient as an entity that expends federal awards that are received from a pass-through entity to carry out a federal program. The total amount provided to subrecipients from each federal program is separately identified in the accompanying Summary and Federal Detail Schedule of Expenditures of Federal Awards.

**NOTES TO THE SCHEDULE OF EXPENDITURES OF FEDERAL AWARDS**

June 30, 2022

---

Note: Certain transactions relating to federal financial assistance may appear in the records of more than one state recipient agency. To avoid duplication and the overstatement of the aggregate level of federal financial assistance expended by the State of North Carolina, when federal financial assistance is received by one state recipient agency and redistributed to another state agency (i.e., a pass-through of funds by the primary recipient state agency to a subrecipient state agency), the federal financial assistance will be reflected as expenditures by the primary recipient state agency.

**Summary Schedule of Prior Audit Findings  
For the Year Ended June 30, 2022**



## State of North Carolina Office of the State Controller

**NELS C. ROSELAND**  
**STATE CONTROLLER**

March 24, 2023

The Honorable Beth A. Wood, State Auditor  
Office of the State Auditor  
2 South Salisbury Street  
20601 Mail Service Center  
Raleigh, North Carolina 27699

Dear Auditor Wood:

We are providing the following summary schedule of prior audit findings in connection with your audit of the major federal programs of the State of North Carolina for the year ended June 30, 2022, in accordance with the Single Audit Act and the audit requirements of Title 2 *U.S. Code of Federal Regulations* (CFR) Part 200, *Uniform Administrative Requirements, Cost Principles, and Audit Requirements for Federal Awards* (Uniform Guidance).

In accordance with 2 CFR 200.511(b), a summary schedule, has been prepared to report the status of all findings included in the fiscal year 2021 schedule of findings and questioned costs and the findings reported in the fiscal year 2021 Summary Schedule of Prior Audit Findings that were not corrected in accordance with 2 CFR 200.511(b)(2).

Respectfully Submitted,

Nels C. Roseland

MAILING ADDRESS: 1410 Mail Service Center, Raleigh, North Carolina 27699-1410  
STREET ADDRESS: 3514 Bush Street, Raleigh, North Carolina 27609  
Phone (919) 707-0500 ~ <http://www.osc.nc.gov> ~~ An EEO/AA/AWD Employer

**SUMMARY SCHEDULE OF PRIOR AUDIT FINDINGS**

For the Fiscal Year Ended June 30, 2022

<b>Original Finding Number **</b>	<b>State Department</b>	<b>Current Status of Prior Audit Finding</b>
2016-056	Health and Human Services	<u>Deficiencies in County Eligibility Determination Process</u>  Full corrective action has been taken.
2017-030	Health and Human Services	<u>Deficiencies in County Eligibility Determination Processes</u>  Full corrective action has been taken.
2018-026	Health and Human Services	<u>Lack of Quality Assurance Reviews Increased Risk of Undetected Payment Errors</u>  Full corrective action has been taken.
2018-028	Health and Human Services	<u>Deficiencies in Eligibility Determination Process</u>  Full corrective action has been taken.
2019-013	Public Instruction	<u>Errors in Reported State Per Pupil Expenditures</u>  Partial corrective action has been taken. The Division of School Business has addressed the identified issues with the 2018 National Public Education Financial Survey (NPEFS) State Per Pupil Expenditure (SPPE) calculation and resubmitted the survey to the National Center for Education Statistics (NCES). The Division of School Business also fully implemented additional procedures for completing the NPEFS SPPE calculation process to ensure the inclusion of workers' compensation data and add additional review steps to better mitigate the risk of inadvertent data entry or other calculation errors. However, the Division of School Business is still awaiting further guidance from the U.S. Department of Education regarding the inclusion of residential school expenditures given the incomplete availability of needed data, and as such has not been able to include any residential school expenditures in the SPPE calculations.
2019-055	Health and Human Services	<u>Deficiencies in the TANF Eligibility Determination Process</u>  Partial corrective action has been taken.  <u>Division of Child Development and Early Education</u>  The Subsidy Services Technical Assistance Consultants typically have biannual regional trainings, but these were suspended due to the COVID-19 Pandemic. However, a virtual statewide training is scheduled for October 27, 2022 and the policies and procedures related to the technical and eligibility errors will be reviewed as part of the training.  <i>Date Completed:</i> October 27, 2022.  <u>Division of Social Services</u>  All corrective actions implemented. No additional actions required.

**SUMMARY SCHEDULE OF PRIOR AUDIT FINDINGS**

For the Fiscal Year Ended June 30, 2022

<b>Original Finding Number **</b>	<b>State Department</b>	<b>Current Status of Prior Audit Finding</b>
2019-057	Health and Human Services	<p><u>Subrecipient Monitoring Procedures Need Improvement</u></p> <p>Full corrective action has been taken.</p>
2019-060	Health and Human Services	<p><u>Lack of Quality Assurance Procedures Increased Risk of Undetected Errors</u></p> <p>Full corrective action has been taken.</p>
2019-063	Health and Human Services	<p><u>Deficiencies in the Medicaid Eligibility Determination Process</u></p> <p>Full corrective action has been taken.</p>
2019-066	Health and Human Services	<p><u>Delayed Remediation of Weaknesses</u></p> <p>Full corrective action has been taken.</p>
2019-067	Health and Human Services	<p><u>Subrecipient Monitoring Procedures Need Improvement</u></p> <p>Partial corrective action has been taken. The Department revised its Annual Systems Performance Review monitoring tools for the six Local Management Entity/Managed Care Organizations (LME/MCO) to include the Opioid State Targeted Response (Opioid) grant. The Department's corrective action was not fully implemented as a regulatory pause was implemented in March 2020 due to the Coronavirus (Covid-19) pandemic. Governor Cooper's COVID state of emergency ended on August 15, 2022, and we are mindful that the LME/MCOs are actively ramping up to launch as Tailored Plans on December 1, 2022. The Department anticipates completion of the Annual System Performance Reviews by June 30, 2023.</p> <p>Further, the Department processes were updated to ensure that the federal regulations requiring specific award notifications are met. The allocation letters to subrecipients were updated to include all required federal award information and are currently in active use. The process requires the use of a template that includes all required elements for allocation letters.</p>
2019-069	Health and Human Services	<p><u>Subrecipient Monitoring Needs Improvement</u></p> <p>Partial corrective action has been taken. The Department's corrective action was not fully implemented as a regulatory pause was implemented in March 2020 due to the Coronavirus (Covid-19) pandemic. Governor Cooper's COVID state of emergency ended on August 15, 2022, and we are mindful that the LME/MCOs are actively ramping up to launch as Tailored Plans on December 1, 2022. The Department anticipates partial completion of the settlement reviews by June 30, 2023.</p> <p>Further, the Department processes were updated to ensure that the federal regulations requiring specific award notifications are met. The allocation letters to subrecipients were updated to include all required federal award information and are currently in active use. The process requires the use of a template that includes all required elements for allocation letters.</p>

**SUMMARY SCHEDULE OF PRIOR AUDIT FINDINGS**

For the Fiscal Year Ended June 30, 2022

<b>Original Finding Number **</b>	<b>State Department</b>	<b>Current Status of Prior Audit Finding</b>
2020-002	Elizabeth City State University	<u>Information Security Program Does Not Meet Minimum Federal Requirements</u> Full corrective action has been taken.
2020-011	Elizabeth City State University	<u>Information Security Program Does Not Meet Minimum Federal Requirements</u> Full corrective action has been taken.
2020-017	Elizabeth City State University	<u>Information Security Program Does Not Meet Minimum Federal Requirements</u> Full corrective action has been taken.
2020-026	Elizabeth City State University	<u>Information Security Program Does Not Meet Minimum Federal Requirements</u> Full corrective action has been taken.
2020-031	Elizabeth City State University	<u>Information Security Program Does Not Meet Minimum Federal Requirements</u> Full corrective action has been taken.
2020-035	Health and Human Services	<u>Deficiencies in the CHIP and Medicaid Provider Enrollment and Termination Process</u> <p>Partial corrective action has been taken. To date Customer Service Request (CSR) 2435 and CSR 2460, which directly address the audit finding, have been fully implemented. This finding is noted as "Open" due to the Public Health Emergency (PHE) extension. The PHE extension directly impacts reverification resuming. Until Provider Operations can resume reverification activities, validation of the systematic solution for this finding cannot occur. As of today, reverification is scheduled to resume mid-January 2023. Once reverification resumes Provider Operations will conduct 1-3 months of targeted monitoring to ensure all components of the systematic change thoroughly resolve this finding.</p> <p><i>Anticipated Completion Date:</i> April 30, 2023.</p>
2020-036	Health and Human Services	<u>CHIP and Medicaid Provider Enrollment Screening Process Needs Improvement</u> <p>Partial corrective action has been taken. Provider Operations initiated a Customer Service Request (CSR) with NC Medicaid's fiscal agent, General Dynamics Information Technology to create an operational solution to resolve this audit finding. Customer Service Request (CSR) 2481 was implemented to conduct ownership verification on initial enrollment applications with one or more in-state service locations. CSR 2481 has been implemented, but the Public Health Emergency (PHE) has delayed the reverification process.</p> <p>Once the PHE ends and reverification resumes Provider Operations will conduct targeted monitoring efforts to ensure CSR 2481 fully resolves the audit finding to include reverification applications.</p> <p>To thoroughly complete the corrective action plan for this audit finding, the Department anticipates implementation of a Provider Data Management/Credential Verification Organization (PDM/CVO) module, as part of the larger</p>



**SUMMARY SCHEDULE OF PRIOR AUDIT FINDINGS**

For the Fiscal Year Ended June 30, 2022

<b>Original Finding Number **</b>	<b>State Department</b>	<b>Current Status of Prior Audit Finding</b>
		<p>Medicaid Enterprise System (MES) initiative. The PDM/CVO solution will include the corrective action for border and out-of-state providers. The anticipated transition for PDM/CVO is January 2024.</p> <p><i>Anticipated Completion Date:</i> January 31, 2024.</p>
2020-037	Health and Human Services	<p><u>Errors in Medicaid Provider Billing and Payment Process</u></p> <p>Partial corrective action has been taken. The six month post-payment review for the two Providers will be performed by December 31, 2022. Once the review has been completed, the Investigator will prepare a report describing the results of the review and will send to the Office of Compliance and Program Integrity for further processing.</p> <p><i>Anticipated Completion Date:</i> February 28, 2023.</p>
2020-038	Health and Human Services	<p><u>Lack of Quality Assurance Procedures Increased Risk of Undetected Errors</u></p> <p>Full corrective action has been taken.</p>
2020-039	Health and Human Services	<p><u>Deficiencies in the CHIP and Medicaid Provider Enrollment and Termination Process</u></p> <p>Partial corrective action has been taken. To date Customer Service Request (CSR) 2435 and CSR 2460, which directly address the audit finding, have been fully implemented. This finding is noted as "Open" due to the Public Health Emergency (PHE) extension. The PHE extension directly impacts reverification resuming. Until Provider Operations can resume reverification activities, validation of the systematic solution for this finding cannot occur. As of today, reverification is scheduled to resume mid-January 2023. Once reverification resumes Provider Operations will conduct 1-3 months of targeted monitoring to ensure all components of the systematic change thoroughly resolve this finding.</p> <p><i>Anticipated Completion Date:</i> April 30, 2023.</p>
2020-040	Health and Human Services	<p><u>CHIP and Medicaid Provider Enrollment Screening Process Needs Improvement</u></p> <p>Partial corrective action has been taken. Provider Operations initiated a Customer Service Request (CSR) with NC Medicaid's fiscal agent, General Dynamics Information Technology to create an operational solution to resolve this audit finding. Customer Service Request (CSR) 2481 was implemented to conduct ownership verification on initial enrollment applications with one or more in-state service locations. CSR 2481 has been implemented, but the Public Health Emergency (PHE) has delayed the reverification process.</p> <p>Once the PHE ends and reverification resumes Provider Operations will conduct targeted monitoring efforts to ensure CSR 2481 fully resolves the audit finding to include reverification applications.</p> <p>To thoroughly complete the corrective action plan for this audit finding, the Department anticipates implementation of a Provider Data Management /Credential Verification Organization (PDM/CVO) module, as part of the larger</p>

**SUMMARY SCHEDULE OF PRIOR AUDIT FINDINGS**

For the Fiscal Year Ended June 30, 2022

<b>Original Finding Number **</b>	<b>State Department</b>	<b>Current Status of Prior Audit Finding</b>
		<p>Medicaid Enterprise System (MES) initiative. The PDM/CVO solution will include the corrective action for border and out-of-state providers. The anticipated transition for PDM/CVO is January 2024.</p> <p><i>Anticipated Completion Date:</i> January 31, 2024.</p>
2021-001	Office of the Governor – Office of State Budget and Management	<p><u>Inadequate Monitoring of Coronavirus Relief Funds</u></p> <p>Partial corrective action has been taken. The North Carolina Pandemic Recovery Office (NCPRO) took partial corrective action to address the finding for inadequate monitoring by revising its processes and procedures for the other state funds that it manages. NCPRO acknowledges that a lack of staffing and funding and the temporary nature of NCPRO contributed to the State Auditor's finding that the monitoring efforts were not as robust as they should be. In addition to adding monitoring staff, NCPRO also engaged an external firm to assist with program, staffing, and internal controls designed closely following federal and state standards. NCPRO applied these changes to the CRF dollars as well as the additional federal pandemic recovery funds that it manages for the State of North Carolina with the passage of new federal recovery legislation. Due to decisions made early in the management of Coronavirus Relief Funds, it was difficult to change procedures during the last 6 months of the program for the state agencies and subrecipients that were identified in this audit as NCPRO and the grantees were focused on ensuring the completion of the COVID-19 programs before the expenditure deadline of December 31, 2021. NCPRO and OSBM have applied the lessons learned from the CRF dollars and have modified processes and taken steps to seek additional longer-term funding from the NC General Assembly for the NC Pandemic Recovery Office to improve these functions. At present, NCPRO is statutorily required to dissolve on June 30, 2023.</p>
2021-002	Public Safety	<p><u>Errors in Program Spending</u></p> <p>Partial corrective action has been taken. The North Carolina Office of Recovery and Resiliency (NCORR) has conducted additional case management, performed some reclassifications, and started the recapture process to bring the agreed awards into compliance.</p> <p><i>Anticipated Completion Date:</i> December 31, 2023.</p>
2021-003	Public Safety	<p><u>Inaccurate Reporting</u></p> <p>Full corrective action has been taken.</p>
2021-004	Forsyth Technical Community College	<p><u>Enrollment Status Reporting Errors</u></p> <p>Full corrective action has been taken.</p>
2021-005	Pamlico Community College	<p><u>Enrollment Status Reporting Errors</u></p> <p>Full corrective action has been taken.</p>

**SUMMARY SCHEDULE OF PRIOR AUDIT FINDINGS**

For the Fiscal Year Ended June 30, 2022

<b>Original Finding Number **</b>	<b>State Department</b>	<b>Current Status of Prior Audit Finding</b>
2021-006	Pitt Community College	<u>Financial Aid Exceeded Student Needs</u> Full corrective action has been taken.
2021-007	Pitt Community College	<u>Enrollment Status Reporting Errors</u> Full corrective action has been taken.
2021-008	University of North Carolina at Greensboro	<u>Enrollment Status Reporting Errors</u> Full corrective action has been taken.
2021-009	Davidson-Davie Community College	<u>Failure to Notify Direct Loan Recipients of Their Right to Cancel Loans</u> Full corrective action has been taken.
2021-010	Forsyth Technical Community College	<u>Enrollment Status Reporting Errors</u> Full corrective action has been taken.
2021-011	Pitt Community College	<u>Financial Aid Exceeded Student Needs</u> Full corrective action has been taken.
2021-012	Pitt Community College	<u>Enrollment Status Reporting Errors</u> Full corrective action has been taken.
2021-013	University of North Carolina at Greensboro	<u>Enrollment Status Reporting Errors</u> Full corrective action has been taken.
2021-014	Public Instruction	<u>Inaccurate Annual Reporting</u> Full corrective action has been taken.
2021-015	Public Instruction	<u>Errors in FFATA Reporting</u> Partial corrective action has been taken. Additional staff have been trained to enter data into the FFATA system. Standard operating procedures for the entry and tracking of information into the system have been developed. Technical limitations within the FFATA system still remain a barrier for entries to be made within the required timeline.
2021-016	Public Instruction	<u>Inadequate Monitoring</u> Partial corrective action has been taken. The Department has drafted revised monitoring plans related to the Education Stabilization Fund - Elementary and Secondary School Emergency Relief (ESSER) program. The plans address monitoring strategies based on risk and resource availability and will be updated as needed. The plans describe the various programmatic and fiscal monitoring procedures in place across the Department.

**SUMMARY SCHEDULE OF PRIOR AUDIT FINDINGS**

For the Fiscal Year Ended June 30, 2022

<b>Original Finding Number **</b>	<b>State Department</b>	<b>Current Status of Prior Audit Finding</b>
		Once finalized, the various monitoring plans will be compiled and provided as a comprehensive summary document that covers all ESSER programmatic and fiscal monitoring plans for the Department. This summary document will then be remitted to the US Department of Education.
2021-017	Health and Human Services	<p><u>Errors in FFATA Reporting</u></p> <p>Full corrective action has been taken.</p>
2021-018	Health and Human Services	<p><u>Inadequate Monitoring of Local Health Departments</u></p> <p>Full corrective action has been taken.</p>
2021-019	Health and Human Services	<p><u>Weatherization Funds Were Overspent</u></p> <p>Full corrective action has been taken.</p>
2021-020	Health and Human Services	<p><u>Errors in FFATA Reporting</u></p> <p>Partial corrective action has been taken. The Business Operations Budget section has three Analyst positions responsible for FFATA Reporting. One Analyst was hired June 2022. The other two positions are vacant, and interviews are currently taking place.</p> <p>The FFATA procedures were updated to ensure segregation of duties of the review and approval processes and to include step by step instructions in the event of turnover.</p> <p><i>Anticipated Completion Date:</i> March 31, 2023.</p>
2021-021	Health and Human Services	<p><u>Errors in Medicaid Provider Billing and Payment Process</u></p> <p>Partial corrective action has been taken.</p> <p>The Tentative Notice of Decision (TND) letters were sent to the eight Providers on September 20, 2022 (with claim error schedule) to recoup any overpayment made.</p> <p>The following Medicaid Bulletins were issued relative to billing errors:</p> <ul style="list-style-type: none"> <li>• July 9, 2021 – Common Billing Error: Taxonomy Codes Missing, Incorrect or Inactive.</li> <li>• July 15, 2021 – Adding Billing, Rendering, and Attending Provider Taxonomy to Professional and Institutional EDI Claims.</li> <li>• August 27, 2021 – Claims Denied – Taxonomy Codes Missing, Incorrect, or Inactive.</li> <li>• August 31, 2021 – Medicaid Claims Documentation: 2020 Single State Audit (Tips for Providers to Reduce the Likelihood of Future Documentation Errors).</li> </ul>

**SUMMARY SCHEDULE OF PRIOR AUDIT FINDINGS**For the Fiscal Year Ended June 30, 2022

---

<b>Original Finding Number **</b>	<b>State Department</b>	<b>Current Status of Prior Audit Finding</b>
		In addition, there are regular (usually monthly) Medicaid Managed Care Provider Updates.  The six month post-payment review for the eight Providers will be performed by May 31, 2023.  <i>Anticipated Completion Date:</i> July 31, 2023.
2021-022	Health and Human Services	<u>Deficiencies in the Medicaid Eligibility Determination Process</u>  Full corrective action has been taken.
2021-023	Health and Human Services	<u>Deficiencies in the Medicaid Provider Enrollment and Termination Process</u>  Full corrective action has been taken.

\*\* The first four digits denote the June 30 fiscal year-end in which the finding initially occurred.

**Corrective Action Plan  
For the Year Ended June 30, 2022**



## State of North Carolina Office of the State Controller

**NELS C. ROSELAND**  
**STATE CONTROLLER**

March 24, 2023

The Honorable Beth A. Wood, State Auditor  
Office of the State Auditor  
2 South Salisbury Street  
20601 Mail Service Center  
Raleigh, North Carolina 27699

Dear Auditor Wood:

We are providing the following corrective action plans for findings identified in connection with your audit of the major federal programs of the State of North Carolina for the year ended June 30, 2022, in accordance with the Single Audit Act and the audit requirements of Title 2 U.S. Code of Federal Regulations (CFR) Part 200, *Uniform Administrative Requirements, Cost Principles, and Audit Requirements for Federal Awards* (Uniform Guidance).

In accordance with 2 CFR 200.511(c), a corrective action plan, separate from the previously provided management's written response, has been prepared for each audit finding. The corrective action plan includes the corrective actions planned, the anticipated completion date, and the contact information for the person responsible for implementing the corrective action.

Respectfully Submitted,

Nels C. Roseland

MAILING ADDRESS: 1410 Mail Service Center, Raleigh, North Carolina 27699-1410  
STREET ADDRESS: 3514 Bush Street, Raleigh, North Carolina 27609  
Phone (919) 707-0500 ~ <http://www.osc.nc.gov> ~~ An EEO/AA/AWD Employer

**CORRECTIVE ACTION PLAN**

For the Fiscal Year Ended June 30, 2022

<b>Finding Number</b>	<b>Department/ Contact Person/ Phone Number</b>	<b>Corrective Action Planned</b>
2022-001	Health and Human Services Joyce Massey-Smith, Director of Aging and Adult Services (919) 855-3400	<p><u>Subrecipients Were Not Paid Timely</u></p> <ul style="list-style-type: none"> <li>For any future occurrences where capacity is an issue, Division of Aging and Adult Services (DAAS) will request additional staffing support from the Office of Opportunity and Well-Being.</li> <li>The Division of Aging and Adult Services provided funding for a temporary position to assist with processing the increase in Emergency Solutions Grant (ESG) invoices.</li> </ul> <p><i>Corrective action was completed on: January 1, 2022.</i></p>
2022-002	Commerce Kevin Carlson (984) 236-5933	<p><u>Administration Funds Used for Unallowable Activities</u></p> <p>The questioned nonautomation costs will be moved to an alternative funding source. In addition, new staff have been trained on the internal controls that are in place to catch these types of errors. Additional monitoring on a quarterly basis will be instituted as well as identified during our federal fiscal year crossover process.</p> <p><i>Anticipated Completion Date: June 30, 2023.</i></p>
2022-003	Office of the Governor – Office of State Budget and Management Stephanie McGarrah (984) 236-0712	<p><u>Inadequate Monitoring of Coronavirus Relief Funds</u></p> <p>The Coronavirus Relief Funds (CRF) closed on December 31, 2022. Therefore, no corrective action will be taken to improve monitoring efforts surrounding the CRF funds.</p> <p><i>Anticipated Completion Date: Not applicable since the funds closed out December 31, 2022.</i></p>
2022-004	Public Safety Amanda Stapleton (919) 418-0554	<p><u>Errors in Program Spending</u></p> <p>The North Carolina Office of Recovery and Resiliency's (NCORR) Compliance and Business Systems Department are actively working to reconcile the population of awards impacted by the errors identified. NCORR had already begun recapture efforts on many of the awards identified during this audit however, any remaining awards identified by NCORR will immediately enter the recapture process. In the event any recaptured amounts enter default, NCORR reserves the right to engage our federal partners and, additional resources, such as collections to recover the funds.</p> <p><i>Anticipated Completion Date: December 31, 2023.</i></p>
2022-005	Central Piedmont Community College Richard Pucine (704) 330-6247	<p><u>Enrollment Status Reporting Errors</u></p> <p>On September 2, 2022, the College Registrar's Office corrected the enrollment status for the three students identified during the audit with an incorrect status change. The College's Senior Registrar is implementing an internal audit process in November to ensure all students with enrollment</p>



**CORRECTIVE ACTION PLAN**

For the Fiscal Year Ended June 30, 2022

<b>Finding Number</b>	<b>Department/ Contact Person/ Phone Number</b>	<b>Corrective Action Planned</b>
		status changes are accurately reported to the National Student Loan Data System (NSLDS).
		<i>Anticipated Completion Date:</i> Corrective Action was partially completed on September 2, 2022. Full completion is expected in November 2022 with the implementation of the internal audit process.
2022-006	Lenoir Community College  Shelia Wiggins, Director of Financial Aid  (252) 527-6223	<p><u>Enrollment Status Reporting Errors</u></p> <p>To correct the enrollment status reporting issues, Lenoir Community College has implemented the following corrective actions:</p> <ul style="list-style-type: none"> <li>• The Registrar's and Financial Aid Office will develop a process to ensure that information is reported to the NSLDS through the National Student Clearinghouse on time.</li> <li>• The Registrar has been given access to the NSLDS to review enrollment information and status changes reported to NSLDS through the National Student Clearinghouse for the accuracy of records.</li> <li>• The Registrar has received further training on the correct workflow for updating students' withdrawal statuses.</li> <li>• The Registrar and Director of Financial Aid will work cohesively to ensure that the corrective actions are effective by pulling a sample of students' changes from NSLDS and reviewing them for accuracy.</li> <li>• Steps will be taken to ensure continued training and education of the Registrar's and Financial Aid Offices staff on enrollment status reporting.</li> </ul> <p>The steps above will allow the College to monitor compliance as it relates to Enrollment Status reporting.</p> <p><i>Anticipated Completion Date:</i> June 30, 2023.</p>
2022-007	Western Piedmont Community College  Dr. Tou Vang  (828) 448-3178	<p><u>Enrollment Status Reporting Errors</u></p> <p>The Enrollment Reporting schedule in the College registrar's office has been updated to ensure that reporting of student enrollment information occurs every month. Enrollment Reports will be shared with the Financial Aid Office to confirm monthly updates in NSLDS. This procedure will ensure that the College submits all student status changes on a monthly basis.</p> <p><i>Corrective action was completed on:</i> November 7, 2022.</p>
2022-008	Public Instruction  LaTricia Townsend  (984) 236-2787	<p><u>Errors in FFATA Reporting</u></p> <p>The Office of Federal Programs will continue to interface with the federal agency regarding the technical difficulties of the system. A data entry plan will be developed and implemented to input required data as quickly as</p>

**CORRECTIVE ACTION PLAN**

For the Fiscal Year Ended June 30, 2022

<b>Finding Number</b>	<b>Department/ Contact Person/ Phone Number</b>	<b>Corrective Action Planned</b>
		possible with system constraints. Staff will enter and track subaward information in accordance with the plan.  <i>Anticipated Completion Date:</i> September 30, 2023.
2022-009	Public Instruction Shirley McFadden (984) 236-2258	<u>Incomplete Monitoring</u>  During fiscal year 2023 management updated fiscal monitoring policies and procedures to incorporate the need for review and revision of the monitoring plan in response to changes in operations during the year. Department management will consider additional resources, scope changes, and adjusting the number and type of monitoring events as part of the contingency planning to ensure monitoring is completed when employee turnover occurs. Monitoring and Compliance continues to strive to provide high quality fiscal monitoring of PSUs.  <i>Anticipated Completion Date:</i> June 30, 2023.
2022-010	Public Instruction Shirley McFadden (984) 236-2258	<u>Incomplete Monitoring</u>  See 2022-009 for Corrective Action Plan.
2022-011	Public Instruction LaTricia Townsend (984) 236-2787	<u>Errors in FFATA Reporting</u>  See 2022-008 for Corrective Action Plan.
2022-012	Public Instruction Shirley McFadden (984) 236-2258	<u>Incomplete Monitoring</u>  See 2022-009 for Corrective Action Plan.
2022-013	Public Instruction LaTricia Townsend (984) 236-2787	<u>Errors in FFATA Reporting</u>  See 2022-008 for Corrective Action Plan.
2022-014	Public Instruction Shirley McFadden (984) 236-2258	<u>Incomplete Monitoring</u>  See 2022-009 for Corrective Action Plan.
2022-015	Health and Human Services Jennifer Street (919) 855-4856	<u>Immunization Funds Used for Unallowable Activities</u>  The expenditures in question were reclassified in SFY 23. Department management has ensured through TEAMS calls/ verbal instruction that staff responsible for reviewing and approving program spending have a clear understanding of the funding sources. The Department has completed its

**CORRECTIVE ACTION PLAN**

For the Fiscal Year Ended June 30, 2022

<b>Finding Number</b>	<b>Department/ Contact Person/ Phone Number</b>	<b>Corrective Action Planned</b>
		work to ensure improved communication and awareness specific to this finding.  <i>Corrective Action was completed on: September 2022.</i>
2022-016	Health and Human Services Jeneen Preciose (919) 428-6102	<u>Errors in FFATA Reporting</u>  The Division of Public Health (DPH) has updated the FFATA reporting policy to include report monitoring and standardization guidance.  In addition, DPH will establish a contingency plan to ensure FFATA reporting is completed during a public health emergency or other disruption.  <i>Anticipated Completion Date: March 31, 2023.</i>
2022-017	Health and Human Services Allison Smith (919) 527-6316	<u>Deficiencies in the TANF Eligibility Determination Process</u>  The Division of Social Services will provide targeted training and support for the two counties in error and will continue to provide support to prevent future errors from occurring.  <i>Anticipated Completion Date: June 30, 2023.</i>
2022-018	Health and Human Services Lisa Allnutt (919) 527-6854	<u>FFATA Reporting Not Completed</u>  Department-wide FFATA training was provided on August 12, 2022. In addition, the Department will implement a FFATA Data Reporting Form and provide communication to all divisions regarding the use of the form.  <i>Anticipated Completion Date: March 31, 2023.</i>
	Felicia Harris (919) 527-6416	<u>Division of Social Services</u>  The Business Operations Budget section filled three positions, two of which are assigned responsibilities for the FFATA reporting process.  The FFATA reporting procedures were updated to ensure segregation of the review and approval processes and to include step by step instructions.  The Business Operations Budget section will continue to hire additional positions to ensure FFATA duties are reassigned in the event of employee turnover.  <i>Anticipated Completion Date: March 31, 2023.</i>
	Candice Bailey (919) 609-2100	<u>Division of Child Development and Early Education</u>  DCDEE staff attended Department-wide FFATA training on August 12, 2022.  DCDEE Contracts staff will be responsible for reporting TANF subawards administered through DCDEE contracts.  <i>Anticipated Completion Date: March 31, 2023.</i>

**CORRECTIVE ACTION PLAN**

For the Fiscal Year Ended June 30, 2022

<b>Finding Number</b>	<b>Department/ Contact Person/ Phone Number</b>	<b>Corrective Action Planned</b>
2022-019	Health and Human Services Shauna Cuffee (919) 527-6265 Heather Bohanan (919) 527-6264	<p><u>Inaccurate TANF Data on Families Was Submitted to the Federal Government</u></p> <p>The Department will perform the following actions:</p> <ul style="list-style-type: none"> <li>• A table to capture participant months has been created by NC FAST. The Applications System Specialist from the Client Services Data Warehouse team will update the ACF-199 code to pull month counts from this table.</li> <li>• The programming code will be corrected to ensure cases are only counted once per month.</li> </ul> <p><i>Anticipated Completion Date:</i> June 30, 2023.</p>
2022-020	Health and Human Services Lisa Allnutt (919) 527-6854	<p><u>FFATA Reporting Not Completed</u></p> <p>Department-wide FFATA training was provided on August 12, 2022. In addition, the Department will implement a FFATA Data Reporting Form and provide communication to all divisions regarding the use of the form.</p> <p><i>Anticipated Completion Date:</i> March 31, 2023.</p>
	Felicia Harris (919) 527-6416	<p><u>Division of Social Services</u></p> <p>The Business Operations Budget section filled three positions, two of which are assigned responsibilities for the FFATA reporting process.</p> <p>The FFATA reporting procedures were updated to ensure segregation of the review and approval processes and to include step by step instructions.</p> <p>The Business Operations Budget section will continue to hire additional positions to ensure FFATA duties are reassigned in the event of employee turnover.</p> <p><i>Anticipated Completion Date:</i> March 31, 2023.</p>
	Curtis D. Terry (984) 236-5355	<p><u>Division of Mental Health</u></p> <p>The Division is in the final phase of filling the vacant Business Manager position within the Budget and Finance section. This position will be responsible for assigning FFATA reporting responsibilities and confirming submitted reports are accurate.</p> <p>In addition, the Division will establish a contingency plan to ensure FFATA reporting is completed when essential staff turnover occurs.</p> <p><i>Anticipated Completion Date:</i> March 31, 2023.</p>

**CORRECTIVE ACTION PLAN**

For the Fiscal Year Ended June 30, 2022

<b>Finding Number</b>	<b>Department/ Contact Person/ Phone Number</b>	<b>Corrective Action Planned</b>
2022-021	Health and Human Services Curtis D. Terry (984) 236-5355	<p><u>Inadequate Subrecipient Monitoring</u></p> <p>The Division is updating and strengthening its subrecipient monitoring policy and process. Those updates will include, among other things, requesting federal prior approval to deviate from required processes and procedures. The Division will ensure appropriate monitoring during times of business interruption, such as a public health emergency based on guidance provided by the federal funding agency and during a period of high staff vacancies by reassigning monitoring activities to available qualified staff.</p> <p><i>Anticipated Completion Date:</i> December 31, 2023.</p>
2022-022	Health and Human Services Natasha Bostick-Drake (919) 710-7891	<p><u>Errors in Medicaid Provider Billing and Payment Process</u></p> <p>The Division of Health Benefits (DHB) will analyze each error identified in the audit and take appropriate action. A Tentative Notice of Decision (TND) will be sent to each provider to recoup any overpayment identified. Provider Education Letters will be sent to all providers with identified errors. DHB will conduct a six-month post payment review of the affected providers' fee-for-service paid claims to determine if errors are recurring.</p> <p><i>Anticipated Completion Date:</i> December 31, 2023.</p>
	Cathy Pace (919) 527-7005	<p>DHB will work with General Dynamics Information Technology (GDIT) to update the Maternity Event billing rates that were in error for the affected time periods in NC Tracks. DHB will reprocess the claims and pay at the correct rate. DHB will review and enhance rate setting internal controls to mitigate the risk of this error recurring.</p> <p><i>Anticipated Completion Date:</i> June 30, 2023.</p>
2022-023	Health and Human Services Eva Fulcher (919) 813-5343 Betty Dumas-Beasley (919) 527-7739	<p><u>Deficiencies in the Medicaid Eligibility Determination Process</u></p> <p>The Department reviewed the errors identified in the audit and will follow-up with each responsible county to correct the beneficiary record. When applicable, the Department will issue overpayment recoupment notices to the affected counties as required by state statute.</p> <p><i>Anticipated Completion Date:</i> June 30, 2023.</p>
2022-024	Health and Human Services Sheryl Plummer (984) 236-5353	<p><u>Funds Not Used on Primary Prevention Programs</u></p> <p>The Division of Mental Health, Developmental Disabilities, and Substance Use Services (DMH/DD/SUS) is in the final phase of filling the vacant Business Manager position within the Budget and Finance section. This position will be responsible for updating policies and procedures to include an Earmarking process in the Business and Finance section. This process will involve the Business Manager assigning a Budget and Finance staff member to determine the set aside amount for prevention services based on the terms of the award and capped amounts such as administrative services.</p>

**CORRECTIVE ACTION PLAN**

For the Fiscal Year Ended June 30, 2022

<b>Finding Number</b>	<b>Department/ Contact Person/ Phone Number</b>	<b>Corrective Action Planned</b>
		<p>The assigned staff member will track expenditures monthly and will also compare the DMH/DD/SUS tracking report to the DHHS Office of the Controller's Grant Inventory report. Discrepancies between the DMH/DD/SUS and Controller's Office monthly reports will be reconciled based on the grant terms to ensure the 20% threshold is met during the period of the grant.</p> <p><i>Anticipated Completion Date:</i> December 31, 2023.</p>
2022-025	Health and Human Services  Sheryl Plummer (984) 236-5353	<p><u>Funds Spent After Award Ended</u></p> <p>The Division of Mental Health, Developmental Disabilities, and Substance Use Services is in the final phase of filling the vacant Business Manager position within the Budget and Finance section. This position will be responsible for updating policies and procedures to include a detailed review process for processing grant expenditures. The policy will include a process for grant expenditure review during the 90-day liquidation (closeout) period for the grant. This process will consist of verifying grant expenditures and/or grant payment reclassifications has sufficient supporting documentation to be processed. The Division's Budget and Finance section will also implement secondary review and approval processes for expenditures paid during the grant closeout period.</p> <p><i>Anticipated Completion Date:</i> December 31, 2023.</p>
2022-026	Health and Human Services  Sheryl Plummer (984) 236-5353	<p><u>Errors in FFATA Reporting</u></p> <p>The Division of Mental Health, Developmental Disabilities, and Substance Use Services (DMH/DD/SUS) is updating and strengthening its approach to Federal Funding Accountability and Transparency Act (FFATA) reporting. DMH/DD/SUS is in the final phase of filling the vacant Business Manager position within the Budget and Finance section. The Business Manager will be responsible for developing formalized FFATA reporting policies and procedures, ensuring staff receive cross-training on FFATA reporting, and reviewing FFATA reports for accuracy before submission.</p> <p><i>Anticipated Completion Date:</i> December 31, 2023.</p>
2022-027	Health and Human Services  Curtis D. Terry (984) 236-5355	<p><u>Inadequate Subrecipient Monitoring</u></p> <p>The Division is updating and strengthening its subrecipient monitoring policy and process. Those updates will include, among other things, requesting federal prior approval to deviate from required processes and procedures. The Division will ensure appropriate monitoring during times of business interruption, such as a public health emergency based on guidance provided by the federal funding agency and during a period of high staff vacancies by reassigning monitoring activities to available qualified staff.</p> <p><i>Anticipated Completion Date:</i> December 31, 2023.</p>

# ORDERING INFORMATION

---

## COPIES OF THIS REPORT MAY BE OBTAINED BY CONTACTING:

Office of the State Auditor  
State of North Carolina  
2 South Salisbury Street  
20601 Mail Service Center  
Raleigh, North Carolina 27699

Telephone: 919-807-7500  
Facsimile: 919-807-7647  
Internet: [www.auditor.nc.gov](http://www.auditor.nc.gov)



To report alleged incidents of fraud, waste or abuse in state government contact the  
Office of the State Auditor Fraud Hotline:

**Telephone:** 1-800-730-8477

**Internet:** [www.auditor.nc.gov/about-us/state-auditors-hotline](http://www.auditor.nc.gov/about-us/state-auditors-hotline)

For additional information contact the

North Carolina Office of the State Auditor at:

**919-807-7666**



---

The planning and compilation of the statewide federal compliance procedures for the Single Audit Report required 1,040 audit hours at an approximate cost of \$124,800.

The hours and related costs of audits at individual state entities to support the Independent Auditor's Reports contained herein are included in the transmittals issued for those entities.