

STATE OF NORTH CAROLINA

OFFICE OF THE STATE AUDITOR

BETH A. WOOD, CPA



STATE OF NORTH CAROLINA


SINGLE AUDIT REPORT

FOR THE YEAR ENDED JUNE 30, 2021



NCOSA
The Taxpayers' Watchdog

STATE OF NORTH CAROLINA



SINGLE AUDIT REPORT

2 0 2 1

OFFICE OF THE STATE AUDITOR
BETH A. WOOD, CPA
STATE AUDITOR

TABLE OF CONTENTS

TRANSMITTAL..... 1

AUDITOR’S SECTION

 Independent Auditor’s Report on Internal Control Over Financial Reporting and on Compliance
 and Other Matters Based on an Audit of Financial Statements Performed in Accordance
 With *Government Auditing Standards*.....2

 Independent Auditor’s Report on Compliance for Each Major Federal Program; Report on
 Internal Control Over Compliance; and Report on Schedule of Expenditures of Federal
 Awards Required by the Uniform Guidance.....4

 Schedule of Findings and Questioned Costs..... 11

AUDITEE’S SECTION

 Schedule of Expenditures of Federal Awards.....68

 Summary69

 Detail79

 By State Agency 145

 Notes to the Schedule of Expenditures of Federal Awards225

 Summary Schedule of Prior Audit Findings228

 Corrective Action Plan.....251

 Ordering Information 261


North Carolina Office of the State Auditor

Our Mission and Our Commitment


The Office of the State Auditor protects the interests of taxpayers and others who provide financial resources to the State of North Carolina. Specifically, we provide objective information to interested parties about whether economic resources are properly accounted for, reported and managed; as well as whether publicly-funded programs are achieving desired results.

The Office of the State Auditor's mission is accomplished by conducting thorough audits and investigations. These audits and investigations are performed by highly competent and professional staff and result in useful and practical recommendations to improve services provided by North Carolina state government.

This office will always strive for the highest standards in professional conduct, independence, and integrity as we pursue our mission. If we find financial management deficiencies, we will report them without apology because our ultimate responsibility is to the citizens and taxpayers of North Carolina.

A handwritten signature in black ink, reading "Beth A. Wood". The signature is written in a cursive, flowing style.

Beth A. Wood, CPA
State Auditor



Beth A. Wood, CPA
State Auditor

STATE OF NORTH CAROLINA

Office of the State Auditor

2 S. Salisbury Street
20601 Mail Service Center
Raleigh, NC 27699-0600
Telephone: (919) 807-7500
Fax: (919) 807-7647
<https://www.auditor.nc.gov>

AUDITOR'S TRANSMITTAL

The Honorable Roy Cooper, Governor
Members of the North Carolina General Assembly

We are pleased to submit the *Single Audit Report* for the State of North Carolina for the fiscal year ended June 30, 2021. We conducted our audit in accordance with the auditing standards generally accepted in the United States of America; the standards applicable to financial audits contained in *Government Auditing Standards*, issued by the Comptroller General of the United States; and the audit requirements of Title 2 U.S. Code of Federal Regulations Part 200, *Uniform Administrative Requirements, Cost Principles, and Audit Requirements for Federal Awards* (Uniform Guidance).

This *Single Audit Report* reflects federal awards of \$39.2 billion. This report includes significant deficiencies and material weaknesses in internal control relating to major federal programs and instances of noncompliance, including several that we believe constitute material noncompliance, that meet the criteria of the Uniform Guidance.

The North Carolina *Annual Comprehensive Financial Report* for the fiscal year ended June 30, 2021, has been issued in a separate report by the Office of the State Controller. In accordance with *Government Auditing Standards*, we are issuing our report on our consideration of the State of North Carolina's internal control over financial reporting and our tests of its compliance with certain provisions of laws, regulations, contracts, and grant agreements that have a direct and material effect on the financial statements.

The deficiencies in internal control and instances of noncompliance arising from our audit that are required to be reported by *Government Auditing Standards* or the Uniform Guidance are described in the Schedule of Findings and Questioned Costs.


We wish to acknowledge the assistance of the North Carolina Office of the State Controller and the cooperation of other state agencies, community colleges, and universities in the preparation of this report.

Respectfully submitted,

A handwritten signature in cursive script that reads "Beth A. Wood".

Beth A. Wood, CPA
State Auditor

AUDITOR'S SECTION



Beth A. Wood, CPA
State Auditor

STATE OF NORTH CAROLINA
Office of the State Auditor

2 S. Salisbury Street
20601 Mail Service Center
Raleigh, NC 27699-0600
Telephone: (919) 807-7500
Fax: (919) 807-7647
<https://www.auditor.nc.gov>

**INDEPENDENT AUDITOR'S REPORT
ON INTERNAL CONTROL OVER FINANCIAL REPORTING AND ON COMPLIANCE AND OTHER
MATTERS BASED ON AN AUDIT OF FINANCIAL STATEMENTS PERFORMED IN ACCORDANCE
WITH *GOVERNMENT AUDITING STANDARDS***

The Honorable Roy Cooper, Governor
The General Assembly of North Carolina

We have audited, in accordance with the auditing standards generally accepted in the United States of America and the standards applicable to financial audits contained in *Government Auditing Standards* issued by the Comptroller General of the United States, the financial statements of the governmental activities, the business-type activities, the aggregate discretely presented component units, each major fund, and the aggregate remaining fund information of the State of North Carolina, as of and for the year ended June 30, 2021, and the related notes to the financial statements, which collectively comprise the State of North Carolina's basic financial statements (not presented herein), and have issued our report thereon dated December 8, 2021.

Our report includes a reference to other auditors who audited the financial statements of the North Carolina Education Lottery, the North Carolina Turnpike Authority, the North Carolina Housing Finance Agency, the North Carolina State Education Assistance Authority, the Golden L.E.A.F (Long-term Economic Advancement Foundation), Inc., the University of North Carolina System – University of North Carolina Health Care System – Rex Healthcare, Inc., the Supplemental Retirement Income Plan of North Carolina, the North Carolina Public Employee Deferred Compensation Plan, and the North Carolina Department of State Treasurer Investment Programs, as described in our report on the State of North Carolina's financial statements. This report does not include the results of the other auditors' testing of internal control over financial reporting or compliance and other matters that are reported on separately by those auditors.

Internal Control Over Financial Reporting

In planning and performing our audit of the financial statements, we considered the State of North Carolina's internal control over financial reporting (internal control) as a basis for designing audit procedures that are appropriate in the circumstances for the purpose of expressing our opinions on the financial statements, but not for the purpose of expressing an opinion on the effectiveness of the State's internal control. Accordingly, we do not express an opinion on the effectiveness of the State's internal control.

A *deficiency in internal control* exists when the design or operation of a control does not allow management or employees, in the normal course of performing their assigned functions, to prevent, or detect and correct, misstatements on a timely basis. A *material weakness* is a deficiency, or a combination of deficiencies, in internal control such that there is a reasonable possibility that a material misstatement of the entity's financial statements will not be prevented, or detected and corrected on a timely basis. A *significant deficiency* is a deficiency, or a

combination of deficiencies, in internal control that is less severe than a material weakness, yet important enough to merit attention by those charged with governance.

Our consideration of internal control was for the limited purpose described in the first paragraph of this section and was not designed to identify all deficiencies in internal control that might be material weaknesses or significant deficiencies. Given these limitations, during our audit we did not identify any deficiencies in internal control that we consider to be material weaknesses. However, material weaknesses may exist that have not been identified.

Compliance and Other Matters

As part of obtaining reasonable assurance about whether the State of North Carolina's financial statements are free from material misstatement, we performed tests of its compliance with certain provisions of laws, regulations, contracts, and grant agreements, noncompliance with which could have a direct and material effect on the financial statements. However, providing an opinion on compliance with those provisions was not an objective of our audit, and accordingly, we do not express such an opinion. The results of our tests disclosed no instances of noncompliance or other matters that are required to be reported under *Government Auditing Standards*.

Purpose of this Report


The purpose of this report is solely to describe the scope of our testing of internal control and compliance and the results of that testing, and not to provide an opinion on the effectiveness of the entity's internal control or on compliance. This report is an integral part of an audit performed in accordance with *Government Auditing Standards* in considering the State of North Carolina's internal control and compliance. Accordingly, this communication is not suitable for any other purpose.



Beth A. Wood, CPA
State Auditor

Raleigh, North Carolina

December 8, 2021



Beth A. Wood, CPA
State Auditor

STATE OF NORTH CAROLINA
Office of the State Auditor

2 S. Salisbury Street
20601 Mail Service Center
Raleigh, NC 27699-0600
Telephone: (919) 807-7500
Fax: (919) 807-7647
<https://www.auditor.nc.gov>

**INDEPENDENT AUDITOR'S REPORT
ON COMPLIANCE FOR EACH MAJOR FEDERAL PROGRAM; REPORT ON INTERNAL CONTROL
OVER COMPLIANCE; AND REPORT ON SCHEDULE OF EXPENDITURES OF FEDERAL AWARDS
REQUIRED BY THE UNIFORM GUIDANCE**

The Honorable Roy Cooper, Governor
The General Assembly of North Carolina

Report on Compliance for Each Major Federal Program

We have audited the State of North Carolina's compliance with the types of compliance requirements identified as subject to audit in the *OMB Compliance Supplement* that could have a direct and material effect on each of the State of North Carolina's major federal programs for the year ended June 30, 2021. The State of North Carolina's major federal programs are identified in Section I, Summary of Auditor's Results, of the accompanying Schedule of Findings and Questioned Costs.

The State of North Carolina's basic financial statements include the operations of certain component units that are not included in the Schedule of Expenditures of Federal Awards for the year ended June 30, 2021. Our audit, described below, did not include the operations of these component units because they were audited by other auditors as discussed in Note 1B to the Schedule of Expenditures of Federal Awards.

Qualified Opinion on Certain Major Programs

In our opinion, except for the noncompliance described in the Basis for Qualified and Unmodified Opinions section of our report, the State of North Carolina complied, in all material respects, with the types of compliance requirements referred to above that could have a direct and material effect on those programs listed for the year ended June 30, 2021.

Unmodified Opinion of Each of the Other Major Federal Programs

In our opinion, the State of North Carolina complied, in all material respects, with the types of compliance requirements referred to above that could have a direct and material effect on each of its other major federal programs identified in Section I, Summary of Auditor's Results, in the accompanying Schedule of Findings and Questioned Costs for the year ended June 30, 2021.

Basis for Qualified and Unmodified Opinions

We conducted our audit of compliance in accordance with auditing standards generally accepted in the United States of America (GAAS); the standards applicable to financial audits contained in *Government Auditing Standards* (GAGAS), issued by the Comptroller General of the United States; and the audit requirements of Title 2 U.S. *Code of Federal Regulations* Part 200, *Uniform*

Administrative Requirements, Cost Principles, and Audit Requirements for Federal Awards (Uniform Guidance). Our responsibilities under those standards and the Uniform Guidance are further described in the Auditor's Responsibilities for the Audit of Compliance section of our report.

We are required to be independent of the State of North Carolina and to meet our other ethical responsibilities, in accordance with relevant ethical requirements relating to our audit. We believe that the audit evidence we have obtained is sufficient and appropriate to provide a basis for our opinion on compliance for each major federal program. Our audit does not provide a legal determination of the State of North Carolina's compliance with the compliance requirements referred to above.

Matters Giving Rise to Qualified Opinions on Certain Major Programs

As described in Section III, Federal Award Findings and Questioned Costs, in the accompanying Schedule of Findings and Questioned Costs, the State of North Carolina did not comply with several compliance requirements that are applicable to several of its major federal programs, as follows:

Finding Number	ALN	Major Federal Program	Type of Compliance Requirement
2021-001	21.019	Coronavirus Relief Fund	Subrecipient Monitoring
2021-014	84.425D	Education Stabilization Fund	Reporting
2021-015	84.425D	Education Stabilization Fund	Reporting
2021-016	84.425D	Education Stabilization Fund	Subrecipient Monitoring
2021-017	93.323	Epidemiology and Laboratory Capacity for Infectious Diseases	Reporting
2021-018	93.323	Epidemiology and Laboratory Capacity for Infectious Diseases	Subrecipient Monitoring

Compliance with such requirements is necessary, in our opinion, for the State of North Carolina to comply with the requirements applicable to those programs.

Responsibilities of Management for Compliance

Management is responsible for compliance with the requirements referred to above and for the design, implementation, and maintenance of effective internal control over compliance with the requirements of laws, statutes, regulations, rules and provisions of contracts or grant agreements applicable to the State of North Carolina's federal programs

Auditor's Responsibility for the Audit of Compliance

Our objectives are to obtain reasonable assurance about whether material noncompliance with the compliance requirements referred to above occurred, whether due to fraud or error, and express an opinion on the State of North Carolina's compliance based on our audit. Reasonable assurance is a high level of assurance but is not absolute assurance and therefore is not a guarantee that an audit conducted in accordance with GAAS, GAGAS, and the Uniform Guidance will always detect material noncompliance when it exists. The risk of not detecting material noncompliance resulting from fraud is higher than for that resulting from error, as fraud may involve collusion, forgery, intentional omissions, misrepresentations, or the override of internal

control. Noncompliance with the compliance requirements referred to above is considered material, if there is a substantial likelihood that, individually or in the aggregate, it would influence the judgment made by a reasonable user of the report on compliance about the State of North Carolina's compliance with the requirements of each major federal program as a whole.

In performing an audit in accordance with GAAS, GAGAS, and the Uniform Guidance, we:

- Exercise professional judgment and maintain professional skepticism throughout the audit.
- Identify and assess the risks of material noncompliance, whether due to fraud or error, and design and perform audit procedures responsive to those risks. Such procedures include examining, on a test basis, evidence regarding the State of North Carolina's compliance with the compliance requirements referred to above and performing such other procedures as we considered necessary in the circumstances.
- Obtain an understanding of the State of North Carolina's internal control over compliance relevant to the audit in order to design audit procedures that are appropriate in the circumstances and to test and report on internal control over compliance in accordance with the Uniform Guidance, but not for the purpose of expressing an opinion on the effectiveness of the State of North Carolina's internal control over compliance. Accordingly, no such opinion is expressed.

We are required to communicate with those charged with governance regarding, among other matters, the planned scope and timing of the audit and any significant deficiencies and material weaknesses in internal control over compliance that we identified during the audit.

Other Matters

Other Instances of Noncompliance:

The results of our auditing procedures disclosed other instances of noncompliance which are required to be reported in accordance with the Uniform Guidance and which are described in Section III, Federal Award Findings and Questions Costs, of the accompanying Schedule of Findings and Questioned Costs as items:

Finding Number	ALN	Major Federal Program	Type of Compliance Requirement
2021-002	21.023	Emergency Rental Assistance Program	Activities Allowed or Unallowed; Allowable Costs/Costs Principles; Period of Performance
2021-011	84.268	Federal Direct Student Loans	Eligibility
2021-019	93.568	Low-Income Home Energy Assistance	Matching, Level of Effort, Earmarking
2021-021	93.778	Medical Assistance Program	Activities Allowed or Unallowed; Allowable Costs/Costs Principles; Eligibility
2021-022	93.778	Medical Assistance Program	Eligibility

Our opinion on each major federal program is not modified with respect to these matters.

Government Auditing Standards requires the auditor to perform limited procedures on the State of North Carolina's responses to the noncompliance findings identified in our compliance audit

described in the accompanying Schedule of Findings and Questioned Costs. The State of North Carolina's responses were not subjected to the other auditing procedures applied in the audit of compliance and, accordingly, we express no opinion on the responses.

Verification of Information for Medicaid Eligibility:

As defined in North Carolina's Medicaid State Plan (approved by U.S. Department of Health and Human Services, Centers for Medicare and Medicaid Services), **self-attestation by applicants is accepted for certain elements of the Modified Adjusted Gross Income (MAGI) methodology of determining participant eligibility. Further verification or documentation is not required.** Approximately \$4.7 billion, or 33%, of total Medicaid benefit expenditures were for beneficiaries whose eligibility was determined using the MAGI methodology.

Auditors tested participant eligibility using the documentation contained in auditee files, which includes self-attested data that was **not required to be verified** by the auditor. Elements for which self-attestation is accepted, are **critical to determining eligibility**, and **were not required to be verified** by auditors include:

- Age
- Household composition (i.e. number in household)
- Tax filer status
- Certain income types (including various unearned income)

Since auditors were not required to verify this information, it is **likely that there are beneficiaries in the Medicaid program that received benefits but were not eligible.**

Our opinion is not modified with respect to this matter.

Report on Internal Control Over Compliance

Our consideration of internal control over compliance was for the limited purpose described in the Auditor's Responsibilities for the Audit of Compliance section above and was not designed to identify all deficiencies in internal control over compliance that might be material weaknesses or significant deficiencies in internal control over compliance and therefore, material weaknesses or significant deficiencies may exist that were not identified. However, as discussed below, we identified certain deficiencies in internal control over compliance that we consider to be material weaknesses and significant deficiencies.

A deficiency in internal control over compliance exists when the design or operation of a control over compliance does not allow management or employees, in the normal course of performing their assigned functions, to prevent, or detect and correct, noncompliance with a type of compliance requirement of a federal program on a timely basis. *A material weakness in internal control over compliance* is a deficiency, or combination of deficiencies, in internal control over compliance, such that there is a reasonable possibility that material noncompliance with a type of compliance requirement of a federal program will not be prevented, or detected and corrected, on a timely basis. We consider the deficiencies in internal control over compliance described in Section III, Federal Award Findings and Questioned Costs, of the accompanying Schedule of Findings and Questioned Costs as the items below to be material weaknesses:

Finding Number	ALN	Major Federal Program	Type of Compliance Requirement
2021-001	21.019	Coronavirus Relief Fund	Subrecipient Monitoring
2021-002	21.023	Emergency Rental Assistance Program	Activities Allowed or Unallowed; Allowable Costs/Costs Principles; Period of Performance
2021-014	84.425D	Education Stabilization Fund	Reporting
2021-015	84.425D	Education Stabilization Fund	Reporting
2021-016	84.425D	Education Stabilization Fund	Subrecipient Monitoring
2021-017	93.323	Epidemiology and Laboratory Capacity for Infectious Diseases	Reporting
2021-018	93.323	Epidemiology and Laboratory Capacity for Infectious Diseases	Subrecipient Monitoring

A significant deficiency in internal control over compliance is a deficiency, or a combination of deficiencies, in internal control over compliance with a type of compliance requirement of a federal program that is less severe than a material weakness in internal control over compliance, yet important enough to merit attention by those charged with governance. We consider the deficiencies in internal control over compliance described in Section III, Federal Award Findings and Questioned Costs, of the accompanying Schedule of Findings and Questioned Costs as the items below to be significant deficiencies:

Finding Number	ALN	Major Federal Program	Type of Compliance Requirement
2021-003	21.023	Emergency Rental Assistance Program	Reporting
2021-004	84.063	Federal Pell Grant Program	Special Tests and Provisions
2021-005	84.063	Federal Pell Grant Program	Special Tests and Provisions
2021-006	84.063	Federal Pell Grant Program	Eligibility
2021-007	84.063	Federal Pell Grant Program	Special Tests and Provisions
2021-008	84.063	Federal Pell Grant Program	Special Tests and Provisions
2021-009	84.268	Federal Direct Student Loans	Special Tests and Provisions
2021-010	84.268	Federal Direct Student Loans	Special Tests and Provisions
2021-011	84.268	Federal Direct Student Loans	Eligibility
2021-012	84.268	Federal Direct Student Loans	Special Tests and Provisions
2021-013	84.268	Federal Direct Student Loans	Special Tests and Provisions
2021-019	93.568	Low-Income Home Energy Assistance	Matching, Level of Effort, Earmarking
2021-020	93.568	Low-Income Home Energy Assistance	Reporting
2021-021	93.778	Medical Assistance Program	Activities Allowed or Unallowed; Allowable Costs/Costs Principles; Eligibility

Finding Number	ALN	Major Federal Program	Type of Compliance Requirement
2021-022	93.778	Medical Assistance Program	Eligibility
2021-023	93.778	Medical Assistance Program	Special Tests and Provisions

Our audit was not designed for the purpose of expressing an opinion on the effectiveness of internal control over compliance. Accordingly, no such opinion is expressed.

Government Auditing Standards requires the auditor to perform limited procedures on the State of North Carolina's responses to the internal control over compliance findings identified in our audit described in the accompanying Schedule of Findings and Questioned Costs. The State of North Carolina's responses were not subjected to the other auditing procedures applied in the audit of compliance and, accordingly, we express no opinion on the responses.

The purpose of this report on internal control over compliance is solely to describe the scope of our testing of internal control over compliance and the results of that testing based on the requirements of the Uniform Guidance. Accordingly, this report is not suitable for any other purpose.

Report on Schedule of Expenditures of Federal Awards Required by the Uniform Guidance


We have audited, in accordance with the auditing standards generally accepted in the United States of America and the standards applicable to financial audits contained in *Government Auditing Standards* issued by the Comptroller General of the United States, the financial statements of the governmental activities, the business-type activities, the aggregate discretely presented component units, each major fund, and the aggregate remaining fund information of the State of North Carolina as of and for the year ended June 30, 2021, and the related notes to the financial statements, which collectively comprise the State of North Carolina's basic financial statements (not presented herein). We issued our report thereon dated December 8, 2021, which contained unmodified opinions on those financial statements.

As discussed in Note 2 to the financial statements, during the year ended June 30, 2021, the State of North Carolina adopted new accounting guidance, Governmental Accounting Standards Board (GASB) Statement No. 84, *Fiduciary Activities*, as amended by GASB Statement No. 97, *Certain Component Unit Criteria, and Accounting and Reporting for Internal Revenue Code Section 457 Deferred Compensation Plans*. Our opinions are not modified with respect to this matter.

Our report includes a reference to other auditors who audited the financial statements of the North Carolina Education Lottery, the North Carolina Turnpike Authority, the North Carolina Housing Finance Agency, the North Carolina State Education Assistance Authority, the Golden L.E.A.F (Long-term Economic Advancement Foundation), Inc., the University of North Carolina System – University of North Carolina Health Care System – Rex Healthcare, Inc., the Supplemental Retirement Income Plan of North Carolina, the North Carolina Public Employee Deferred Compensation Plan, and the North Carolina Department of State Treasurer Investment Programs, as described in our report on the State of North Carolina's financial statements.

Our audit was conducted for the purpose of forming opinions on the financial statements that collectively comprise the basic financial statements. The accompanying Schedule of Expenditures of Federal Awards is presented for purposes of additional analysis as required by the Uniform Guidance and is not a required part of the basic financial statements. Such

information is the responsibility of management and was derived from and relates directly to the underlying accounting and other records used to prepare the basic financial statements. The information has been subjected to the auditing procedures applied in the audit of the financial statements and certain additional procedures, including comparing and reconciling such information directly to the underlying accounting and other records used to prepare the basic financial statements or to the basic financial statements themselves, and other additional procedures in accordance with auditing standards generally accepted in the United States of America. In our opinion, the Schedule of Expenditure of Federal Awards is fairly stated in all material respects in relation to the basic financial statements as a whole.



Beth A. Wood, CPA
State Auditor

Raleigh, North Carolina

March 30, 2022 (except as related to the Report on
The Schedule of Expenditures of Federal Awards,
As to which is dated December 8, 2021)

SCHEDULE OF FINDINGS AND QUESTIONED COSTS

For the Fiscal Year Ended June 30, 2021

I. Summary of Auditor's Results	12
II. Financial Statement Findings	14
III. Federal Award Findings and Questioned Costs	15
• 21.019 Coronavirus Relief Fund	16
• 21.023 Emergency Rental Assistance Program	19
• 84.063 Federal Pell Grant Program	30
• 84.268 Federal Direct Student Loans	38
• 84.425D Education Stabilization Fund – Elementary and Secondary School Emergency Relief (ESSER) Fund	43
• 93.323 Epidemiology and Laboratory Capacity for Infectious Diseases (ELC).....	49
• 93.568 Low-Income Home Energy Assistance	54
• 93.778 Medical Assistance Program	57
Summary of Findings and Questioned Costs	64
• By Federal Agency	65
• By State Agency.....	66

SCHEDULE OF FINDINGS AND QUESTIONED COSTS**I. Summary of Auditor's Results**For the Fiscal Year Ended June 30, 2021

Financial Statements

- Type of auditor's report issued? Unmodified
- Internal control over financial reporting:
 - Material weaknesses identified? No
 - Significant deficiencies identified that are not considered to be material weaknesses? No
- Noncompliance material to financial statements noted? No

Federal Awards

- Internal control over major programs:
 - Material weaknesses identified? Yes
 - Significant deficiencies identified that are not considered to be material weaknesses? Yes
 - Type of auditor's report issued on compliance for major programs? Unmodified for all Major Programs except Coronavirus Relief Fund, Education Stabilization Fund, and Epidemiology and Laboratory Capacity for Infectious Diseases (ELC), which are qualified.
- Any audit findings disclosed that are required to be reported in accordance with section § 200.516(a) of the Uniform Guidance? Yes
- Identification of major programs:

Cluster/ Assistance Listing Number	Name of Federal Program or Cluster
CCDF	Child Care and Development Fund Block Grant
CHNC	Child Nutrition Cluster
EFAC	Food Distribution Cluster

SCHEDULE OF FINDINGS AND QUESTIONED COSTS**I. Summary of Auditor's Results**For the Fiscal Year Ended June 30, 2021

Cluster/ Assistance Listing Number	Name of Federal Program or Cluster
HPCC	Highway Planning and Construction Cluster
MEDC	Medicaid Cluster
SFAC	Student Financial Assistance Programs Cluster
10.542	Pandemic EBT Food Benefits
10.557	WIC Special Supplemental Nutrition Program for Women, Infants, and Children
10.558	Child and Adult Care Food Program
20.509	Formula Grants for Rural Areas and Tribal Transit Program
21.019	Coronavirus Relief Fund
21.023	Emergency Rental Assistance Program
84.425	Education Stabilization Fund
93.323	Epidemiology and Laboratory Capacity for Infectious Diseases (ELC)
93.498	Provider Relief Fund
93.563	Child Support Enforcement
93.568	Low-Income Home Energy Assistance
97.050	Presidential Declared Disaster Assistance to Individuals and Households – Other Needs
– Dollar threshold used to distinguish between type A and type B programs?	\$58,799,201
– Auditee qualified as low-risk auditee?	No

SCHEDULE OF FINDINGS AND QUESTIONED COSTS

II. Financial Statement Findings

For the Fiscal Year Ended June 30, 2021

Type of Finding	Findings and Recommendations
No reportable findings and recommendations resulted from our audit of the basic financial statements of the State of North Carolina.	

SCHEDULE OF FINDINGS AND QUESTIONED COSTS

III. Federal Award Findings and Questioned Costs

For the Fiscal Year Ended June 30, 2021

The following findings, recommendations, and questioned costs are the results of the single audit of the State of North Carolina for the fiscal year ended June 30, 2021. Each finding is referenced with a four-digit number representing the fiscal year audited and a sequential number. The findings are presented by federal program and are classified according to federal and state department, type of compliance requirement, category of internal control weakness, and category of noncompliance. Findings included in this section are related to major programs.

Category of Internal Control Weakness

If the finding represents a weakness in internal control over compliance, one of the following designations will appear:

- **Significant Deficiency** – A significant deficiency in internal control over compliance is a deficiency, or a combination of deficiencies, in internal control over compliance with a type of compliance requirement of a federal program that is less severe than a material weakness in internal control over compliance, yet important enough to merit attention by those charged with governance.
- **Material Weakness** – A material weakness in internal control over compliance is a deficiency, or combination of deficiencies, in internal control over compliance, such that there is a reasonable possibility that material noncompliance with a type of compliance requirement of a federal program will not be prevented, or detected and corrected, on a timely basis.

Category of Noncompliance Findings

If the finding represents an instance of noncompliance, one of the following designations will appear:

- **Material Noncompliance** – A finding related to a major federal program which discusses conditions representing noncompliance with federal laws, regulations, contracts, or grants, the effects of which have a material effect in relation to a type of compliance requirement or an audit objective identified in the Uniform Guidance.
- **Questioned Cost Finding** – A finding which discusses known or likely questioned costs that are greater than \$25,000 for a type of compliance requirement, unless the conditions giving rise to the questioned costs are otherwise reported as a material noncompliance finding.

21.019 CORONAVIRUS RELIEF FUND**III. Federal Award Findings and Questioned Costs**

U.S. Department of the Treasury

N.C. Office of the Governor – Office of State Budget and Management

For the Fiscal Year Ended June 30, 2021

	Type of Finding/ Questioned Costs	Findings and Recommendations
2021-001	Subrecipient <u>Monitoring:</u> Material Weakness Material Noncompliance	<p><u>Inadequate Monitoring of Coronavirus Relief Funds</u></p> <p>The North Carolina Pandemic Recovery Office (NCPRO), a division of the Office of State Budget and Management, did not adequately monitor \$2.92 billion¹ in federal funds used for expenditures incurred due to the COVID-19 pandemic. Specifically, NCPRO did not:</p> <ul style="list-style-type: none"> • Review subrecipient expenditures. • Complete separate monitoring activities for high-risk subrecipients. • Review subrecipient audit reports. • Review direct expenditures of state entities. <p>First, auditors reviewed the monitoring procedures over subrecipients that received coronavirus relief funds. NCPRO's monitoring procedures required reviews of subrecipient expenditure reports and supporting documentation. However, auditors tested a sample of 60 out of 3,007 subrecipients and found no evidence of this review for 57 (95%) subrecipients.</p> <p>Second, auditors reviewed the risk assessment procedures over all subrecipients. NCPRO's monitoring plan required separate monitoring activities² for subrecipients assessed as high-risk. Auditors reviewed all 25 subrecipients that were assessed as high-risk and found that these separate monitoring activities were not completed for 14 (56%) of the subrecipients.</p> <p>Third, auditors reviewed the monitoring procedures for a sample of 15 subrecipients that were required to have an audit in accordance with the Uniform Guidance and found no evidence that NCPRO verified the audits were performed.</p> <p>Lastly, auditors tested a sample of 60 direct expenditures of state entities and found no evidence of review of supporting documentation.</p> <p>Inadequate monitoring increases the risk that federal funds may not be used in accordance with the federal requirements, which may have reduced funding available to respond to the ongoing COVID-19 pandemic.</p>

¹ Federal funds included direct expenditures of \$1.96 billion (funds expended by state agencies, community colleges, and members of the UNC System) and \$0.96 billion passed to subrecipients (local governments, nonprofits, and other private organizations).

² The separate monitoring activities included in-depth testing of subrecipient internal controls and expenditures for compliance with federal requirements.

21.019 CORONAVIRUS RELIEF FUND (continued)**III. Federal Award Findings and Questioned Costs**

U.S. Department of the Treasury

N.C. Office of the Governor – Office of State Budget and Management

For the Fiscal Year Ended June 30, 2021

Type of Finding/ Questioned Costs	Findings and Recommendations
	<p>According to NCPRO management, monitoring procedures did not require that the results of reviews and other monitoring activities be documented. Further, management did not review or revise monitoring procedures following changes³ in federal programs and operations. These changes required management to prioritize other responsibilities, resulting in personnel not being available for monitoring.</p> <p>Federal regulations⁴ require NCPRO to:</p> <ul style="list-style-type: none">• Establish and maintain effective internal control over the federal award that provides reasonable assurance that the entity is managing the award in compliance with federal statutes, regulations, and the terms and conditions of the federal award.• Monitor the activities of the subrecipient as necessary to ensure that the subaward is used for authorized purposes, in compliance with federal statutes, regulations, and the terms and conditions of the subaward.• Verify that every subrecipient is audited as required. <p><i>Federal Award Information:</i> Federal Awarding Agency: U.S. Department of the Treasury; Assistance Listing Number (title): 21.019 (Coronavirus Relief Fund); Federal Award Identification Numbers (award periods): SLT0025 (March 1, 2020 - December 31, 2021) and SLT0237 (March 1, 2020 - December 31, 2021).</p> <p><i>Recommendation:</i> NCPRO management should ensure that monitoring procedures are designed and implemented, including a requirement that personnel document the completion of the procedures.</p> <p>In addition, NCPRO management should review and revise monitoring procedures as necessary in response to changes in federal programs or operations, including contingency plans to address personnel shortages.</p> <p><i>Views of Responsible Officials of the Auditee:</i> NCPRO accepts this finding. NCPRO established internal monitoring and review standards that were higher than those required at the federal level and without regard to budget and staff limitations. The General Assembly ultimately funded NCPRO at half of the</p>

³ Changes included a one-year extension of the Coronavirus Relief Fund program in December 2020 and NCPRO assuming responsibility for additional federal COVID-19 programs.

⁴ 2 CFR 200.303(a) and 2 CFR 200.332(d)(f)

21.019 CORONAVIRUS RELIEF FUND (continued)**III. Federal Award Findings and Questioned Costs**

U.S. Department of the Treasury

N.C. Office of the Governor – Office of State Budget and Management

For the Fiscal Year Ended June 30, 2021

Type of Finding/ Questioned Costs	Findings and Recommendations
	<p>recommended amount, which left the office understaffed and contributed to the inadequate documentation of monitoring procedures of CRF funds.</p> <p>The Recovery Act required the distribution, coordination, expenditure, and monitoring of CRF funds to occur within an urgent seven-month period from the passage of Session Law 2020-4 (May 4, 2020) to the program end date (December 30, 2020). On December 27, 2020, the Coronavirus Relief and Response Supplemental Appropriations Act of 2021 was signed into law extending the expenditure of Coronavirus Relief Funds through December 31, 2021.</p> <p>NCPRO acknowledges that a lack of staffing and funding and the temporary nature of NCPRO contributed to the State Auditor's finding that the monitoring efforts were not as robust as they should be. To that point, NCPRO began investing in additional monitoring staff throughout 2021, and engaged an external firm to assist with program, staffing, and internal controls design closely following federal and state standards. Additionally, NCPRO worked to strengthen processes associated with the nine controls previously implemented and increased the frequency of expenditure verification. NCPRO plans to apply these changes to the CRF dollars as well as the additional federal pandemic recovery funds that it will manage for the State of North Carolina with the passage of additional federal legislation. NCPRO and OSBM also took steps to seek additional longer-term funding from the NC General Assembly for NCPRO to improve these functions. At present, NCPRO is statutorily required to dissolve on June 30, 2023.</p> <p>Despite the lack of documented monitoring, NCPRO was able to collect and has highlighted the success stories from recipients and subrecipients in using CRF to help North Carolina's people, communities, and businesses recover from the pandemic. These success stories can be accessed on the NCPRO website.</p>

21.023 EMERGENCY RENTAL ASSISTANCE PROGRAM**III. Federal Award Findings and Questioned Costs**

U.S. Department of the Treasury

N.C. Department of Public Safety

For the Fiscal Year Ended June 30, 2021

Type of Finding/ Questioned Costs		Findings and Recommendations
2021-002	Activities Allowed or Unallowed:	<u>Errors in Program Spending</u>
	Material Weakness	The Department of Public Safety (Department) incorrectly used Emergency Rental Assistance (ERA) program funds. During the audit period, the Department provided \$75.1 million ⁵ in ERA funds to assist households with rent and utility payments.
	Allowable Costs/ Cost Principles:	
	Material Weakness	To maximize the benefits of the ERA program, the Department transferred a portion of ERA funds to reimburse rent and utility payments that were previously paid by other funding sources. Auditors reviewed the \$21.5 million in transfer activity between the ERA program and other funding sources and initially found that some expenditures were reimbursed twice, resulting in overpayments of \$1,201,030.
	Period of Performance:	
	Material Weakness	Auditors then tested a sample of 60 of the remaining transfer payments and found errors in 9 (15%) of the payments, totaling \$3,385. Specifically:
	Questioned Cost Finding	
	\$1,341,695	<ul style="list-style-type: none"> • Four payments did not agree to the supporting documentation. • Two payments were for expenditures that were not allowed. • Two payments were for expenditures that were reimbursed twice, resulting in additional overpayments. • One payment did not have documentation to support that the expenditures occurred within the period of performance.⁶ <p>Additionally, auditors tested a sample of 60 payments made on behalf of households and found errors in 13 (22%) of the payments, totaling \$5,285. Specifically:</p> <ul style="list-style-type: none"> • 11 payments did not agree to the supporting documentation and occurred outside the period of performance. • One payment did not have documentation to support that the charges occurred within the period of performance. • One payment was for expenditures that were previously paid.

⁵ The Department transferred \$21.5 million to reimburse rent and utility payments that were previously paid by other funding sources (other federally funded programs) and paid \$53.6 million on behalf of households, including utility assistance.

⁶ Period of performance represents the period of time during which expenditures can be incurred. For ERA, this includes any expenditures incurred after March 13, 2020 (start of the COVID-19 pandemic).

21.023 EMERGENCY RENTAL ASSISTANCE PROGRAM (continued)**III. Federal Award Findings and Questioned Costs**

U.S. Department of the Treasury

N.C. Department of Public Safety

For the Fiscal Year Ended June 30, 2021

Type of Finding/ Questioned Costs	Findings and Recommendations
	<p>Lastly, auditors tested 90 payments for utility assistance and found errors in 70 (78%) of the payments, totaling \$131,995. Specifically:</p> <ul style="list-style-type: none">• 49 payments did not have documentation to support that the charges occurred within the period of performance.• Ten payments were for charges that were previously paid.• Eight payments did not agree to the supporting documentation.• Two payments were for charges that occurred outside the period of performance.• One payment was keyed incorrectly. <p>As a result of errors in ERA program spending, the Department may be required to pay \$1,341,695 back to the U.S. Department of the Treasury. In addition, there is an increased risk that federal funds may not be used in accordance with the federal requirements, which reduces funding available to assist other households affected by the COVID-19 pandemic.</p> <p>According to Department management, the errors occurred because the reviews over grant expenditures were not detailed enough to ensure funds were used in accordance with federal regulations.</p> <p>Federal regulations⁷ require the Department to:</p> <ul style="list-style-type: none">• Establish and maintain effective internal controls over the federal award that provides reasonable assurance that the entity is managing the award in compliance with federal statutes, regulations, and the terms and conditions of the federal award.• Charge the federal award for allowable costs incurred after the effective date of the federal award. <p><i>Federal Award Information:</i> Federal Awarding Agency: U.S. Department of the Treasury; Assistance Listing Number (title): 21.023 (Emergency Rental Assistance); Federal Award Identification Number (award period): 1505-0266 (COVID-19) (January 11, 2021 – December 31, 2021).</p>

⁷ 2 CFR 200.303 and 2 CFR 200.458

21.023 EMERGENCY RENTAL ASSISTANCE PROGRAM (continued)**III. Federal Award Findings and Questioned Costs**

U.S. Department of the Treasury

N.C. Department of Public Safety

For the Fiscal Year Ended June 30, 2021

Type of Finding/ Questioned Costs	Findings and Recommendations
	<p><i>Recommendation:</i> Department management should develop and implement detailed review procedures over grant expenditures to ensure compliance with federal regulations.</p> <p><i>Auditor's Response:</i> The Office of the State Auditor (OSA) is required to provide additional explanation when an agency's response could potentially cloud an issue, mislead the reader, or inappropriately minimize the importance of auditor findings.</p> <p><i>Generally Accepted Government Auditing Standards</i> state, when the audited entity's comments are inconsistent or in conflict with the findings, conclusions, or recommendations in the draft report, the auditors should evaluate the validity of the audited entity's comments. If the auditors disagree with the comments, they should explain in the report their reasons for disagreement.</p> <p>The Department of Public Safety (Department) response included statements that mislead the reader. To ensure the availability of complete and accurate information, OSA offers the following clarifications.</p> <p>The Emergency Rental Assistance (ERA) program was implemented to assist households impacted by the COVID-19 pandemic with rent and utility payments. Since this was an emergency funding program, the U.S. Department of the Treasury (Treasury) did not issue formal guidance at the time of the award. The Treasury subsequently published frequently asked questions (FAQs⁸) as guidance regarding requirements for administering the ERA program.</p> <p>The Department's response includes references to the FAQs to support its disagreement with the audit finding in two main areas: documentation required to support both the utility charges (allowable costs⁹) and the time period for when the utility charges were incurred (period of performance).</p> <p>The Department points to FAQ #1 to support its belief that written attestations satisfy the requirement to validate utility charges. However, the Department narrowly based its interpretation on FAQ #1 and did not consider all of the 42 FAQs in totality. FAQ #6 states that utility charges should be supported by a bill, invoice, or evidence of payment. In addition, FAQ #9 states that a grantee may provide for assistance in arrears but not for charges incurred before March 13, 2020.</p>

⁸ <https://home.treasury.gov/system/files/136/ERA-FAQ-8-25-2021.pdf>

⁹ Allowable costs is the term used by the federal government to define which costs can be paid by a specific federal award.

21.023 EMERGENCY RENTAL ASSISTANCE PROGRAM (continued)**III. Federal Award Findings and Questioned Costs**

U.S. Department of the Treasury

N.C. Department of Public Safety

For the Fiscal Year Ended June 30, 2021

Type of Finding/ Questioned Costs	Findings and Recommendations
	<p>FAQ #1 supports that written attestations can be used for household eligibility, but it does not support that written attestations can be used to determine whether utility charges were incurred after the start of the pandemic.</p> <p>Auditors requested the Department to get clarification from the Treasury on the use of written attestations to support allowable costs and period of performance. The Department did not.</p> <p>FIRST, the Department stated:</p> <p>The support documentation provided contains all of the information needed to accept these awards. Treasury ERA FAQ dated August 25th, 2021 states:</p> <p><i>"In all cases, grantees must document their policies and procedures for determining a household's eligibility to include policies and procedures for determining the prioritization of households in compliance with the statute and maintain records of their determinations. Grantees must also have controls in place to ensure compliance with their policies and procedures and prevent fraud. Grantees must specify in their policies and procedures under what circumstances they will accept written attestations from the applicant without further documentation to determine any aspect of eligibility or the amount of assistance, and in such cases, grantees must have in place reasonable validation or fraud-prevention procedures to prevent abuse."</i> (p.2-3)</p> <p>... this guidance clearly supports that written attestations are allowable for any aspect of eligibility or the amount of assistance, including the number of months the applicant is behind on their utility payments.</p> <p>This response misleads the reader to believe that written attestations for determining eligibility would be sufficient to ensure compliance with allowable costs and period of performance.</p> <p>Written attestations of eligibility do not provide support to determine whether utility charges were incurred after March 13, 2020. For the referenced payments, the Department did not provide evidence to support allowable costs and period of performance, as stated in FAQ #6 and FAQ #9.</p> <p>SECOND, the Department stated:</p> <p>...the support documentation provided contains all of the information needed to accept these awards.</p>

21.023 EMERGENCY RENTAL ASSISTANCE PROGRAM (continued)**III. Federal Award Findings and Questioned Costs**

U.S. Department of the Treasury

N.C. Department of Public Safety

For the Fiscal Year Ended June 30, 2021

Type of Finding/ Questioned Costs	Findings and Recommendations
	<p>This response again misleads the reader to believe that written attestations of eligibility provide support to determine whether utility charges were incurred after the start of the pandemic.</p> <p>THIRD, the Department stated:</p> <p>The data provided through the DSAs is equivalent to utility statements provided directly to customers. One such requirement was to only share monthly charges incurred for services provided from April 1, 2020. Therefore, payments provided based on this documentation could not have occurred outside the period of performance. Additionally, ... COVID-related utility payment plans were eligible under the period performance, as this type of payment plan did not exist prior to the start of the pandemic.</p> <p>This response misleads the reader to believe that entering into data sharing agreements (DSAs) with utility providers releases the Department from its responsibility to ensure utility charges were incurred after March 13, 2020.</p> <p>It does not. Regardless of the agreements with the utility providers, the Department must ensure compliance with period of performance. Auditors evaluated the same underlying data provided by the utility providers that the Department used to make determinations for amounts paid. The auditors were unable to conclude if the utility charges were incurred after March 13, 2020.</p> <p>Lastly, the Department insists that COVID-related payment plans automatically meet the period of performance requirement. While households impacted by the COVID-19 pandemic may qualify for these new payment plans, the payment plans could include pre-pandemic charges. Without further validation of when the utility charges were incurred, the Department could not determine whether charges were only incurred after the start of the pandemic.</p> <p>FOURTH, the Department stated:</p> <p>...the support documentation provided contains all of the information needed to accept these awards. The aforementioned ERA FAQ supports that written attestations are allowable for any aspect of eligibility or the amount of assistance, thereby including the number of months the applicant is behind on their utility payments.</p>

21.023 EMERGENCY RENTAL ASSISTANCE PROGRAM (continued)**III. Federal Award Findings and Questioned Costs**

U.S. Department of the Treasury

N.C. Department of Public Safety

For the Fiscal Year Ended June 30, 2021

Type of Finding/ Questioned Costs	Findings and Recommendations
	<p>The basic requirements outlined in the DSAs and the evidence within the dataset itself (identifying the totaling charges from June to December) confirm that the assistance provided was within the period of performance.</p> <p>This response again misleads the reader to believe that written attestations of eligibility provide support to determine if utility charges were incurred after the start of the pandemic.</p> <p>In addition, the Department's response that the evidence within the dataset itself confirms that the assistance provided was within the period of performance is false.</p> <p>Auditors found that the only evidence suggesting whether the charges were incurred within the period of performance was the name of the dataset file itself. The auditors found no other detail in the actual dataset to determine when the charges were incurred.</p> <p>FIFTH, the Department stated:</p> <p>For a separate payment in question based on a DSA, the Department provided information on the key data points used to match HOPE applicant data with utility provider's customer data prior to payment, as well as an additional utility bill supporting the relationship between the applicant and utility company. The Department has sufficiently demonstrated the relationship between applicant and provider.</p> <p>This response misleads the reader to believe that the Department ensured the applicant qualified for the assistance provided. However, the Department did not provide evidence to fully support the relationship between the applicant and utility provider.</p> <p>In addition, the payment was for \$5,103. The Department should have identified the payment as possible fraud given the high dollar amount.</p> <p>SIXTH, the Department stated:</p> <p><i>...the Auditor's statement "According to Department management, the errors occurred because the reviews over grant expenditures were not detailed enough to ensure funds were used in accordance with federal regulations" is misleading.</i></p> <p>The Department acknowledges that there were oversights regarding the reclassifications of payments and that select awards lacked sufficient</p>

21.023 EMERGENCY RENTAL ASSISTANCE PROGRAM (continued)**III. Federal Award Findings and Questioned Costs**

U.S. Department of the Treasury

N.C. Department of Public Safety

For the Fiscal Year Ended June 30, 2021

Type of Finding/ Questioned Costs	Findings and Recommendations
	documentation to firmly support that assistance provided was within the period of performance.
	OSA's statement is not misleading. In its response, the Department itself acknowledged "there were oversights... and that select awards lacked sufficient documentation..." In other words, reviews over grant expenditures were not detailed enough.
	The federal awarding agency, Governor, Legislators, and the citizens of North Carolina should consider these clarifications when evaluating the Department's response to the audit finding and recommendation.
	<i>Views of Responsible Officials of the Auditee:</i> The North Carolina Office of Recovery and Resiliency (NCORR) partially accepts the Auditor's finding that the Department incorrectly used ERA program funds.
	Regarding the Auditor's statement that some of the transfer expenditures were reimbursed twice, resulting in overpayments of \$1,201,030:
	<ul style="list-style-type: none">• NCORR agrees that there were errors with some of the transfer expenditures. Full corrective action was completed in January 2022.
	Regarding the Auditor's statement that there were 9 errors in the remaining transfer payments, totaling \$3,385:
	<ul style="list-style-type: none">• NCORR agrees that there were errors with six transfer payments. The Department will conduct additional case management, reclassification, or recapture to bring the awards into compliance (as appropriate).• NCORR disagrees that there were errors with three transfer payments. The support documentation provided contains all of the information needed to accept these awards. Treasury ERA FAQ dated August 25th, 2021 states: <i>"In all cases, grantees must document their policies and procedures for determining a household's eligibility to include policies and procedures for determining the prioritization of households in compliance with the statute and maintain records of their determinations. Grantees must also have controls in place to ensure compliance with their policies and procedures and prevent fraud. Grantees must specify in their policies and procedures under what circumstances they will accept written attestations from the applicant without further documentation to determine any aspect of eligibility or the amount of assistance, and in</i>

21.023 EMERGENCY RENTAL ASSISTANCE PROGRAM (continued)**III. Federal Award Findings and Questioned Costs**

U.S. Department of the Treasury

N.C. Department of Public Safety

For the Fiscal Year Ended June 30, 2021

Type of Finding/ Questioned Costs	Findings and Recommendations
	<p><i>such cases, grantees must have in place reasonable validation or fraud-prevention procedures to prevent abuse.” (p.2-3)</i></p> <p>NCORR has confidence that this guidance clearly supports that written attestations are allowable for any aspect of eligibility or the amount of assistance, including the number of months the applicant is behind on their utility payments. HOPE Program Policy provides the option to verify a utility assistance amount with information collected by a verified third party. Third party verification for the number of months past due was an option, but not a requirement.</p> <p>Regarding the Auditor’s statement that there were 13 errors in payments made on behalf of households, totaling \$5,285:</p> <ul style="list-style-type: none"> • NCORR agrees that there were errors with two payments on behalf of households. The Department will conduct additional case management, reclassification, or recapture to bring the awards into compliance (as appropriate). • NCORR disagrees that there were errors with 11 payments on behalf of households. For two payments in question, NCORR affirms that the support documentation provided contains all of the information needed to accept these awards. For the other 9 payments in question, NCORR communicated the data requirements to the utility providers when entering into the Data Sharing Agreements (DSAs). The data provided through the DSAs is equivalent to utility statements provided directly to customers. One such requirement was to only share monthly charges incurred for services provided from April 1, 2020. Therefore, payments provided based on this documentation could not have occurred outside the period of performance. Additionally, NCORR supports that COVID-related utility payment plans were eligible under the period performance, as this type of payment plan did not exist prior to the start of the pandemic. <p>Regarding the Auditor’s statement that there were 70 errors in payments for utility assistance totaling \$131,995:</p> <ul style="list-style-type: none"> • NCORR agrees that there were errors with 26 payments for utility assistance. Two payments have already been recovered. The Department will conduct additional case management, reclassification, or recapture to bring the remaining awards into compliance (as appropriate).

21.023 EMERGENCY RENTAL ASSISTANCE PROGRAM (continued)**III. Federal Award Findings and Questioned Costs**

U.S. Department of the Treasury

N.C. Department of Public Safety

For the Fiscal Year Ended June 30, 2021

Type of Finding/ Questioned Costs	Findings and Recommendations
	<ul style="list-style-type: none"> • NCORR disagrees that there were errors with 44 payments for utility assistance. For 34 of the payments in question, NCORR reiterates that the support documentation provided contains all of the information needed to accept these awards. The aforementioned ERA FAQ supports that written attestations are allowable for any aspect of eligibility or the amount of assistance, thereby including the number of months the applicant is behind on their utility payments. For four payments in question based on a DSA, the Department communicated to the Auditor that some utility providers were uncomfortable sharing the level of detail for individual monthly charges. The basic requirements outlined in the DSAs and the evidence within the dataset itself (identifying the totaling charges from June to December) confirm that the assistance provided was within the period of performance. <p>For a separate payment in question based on a DSA, the Department provided information on the key data points used to match HOPE applicant data with utility provider's customer data prior to payment, as well as an additional utility bill supporting the relationship between the applicant and utility company. The Department has sufficiently demonstrated the relationship between applicant and provider. For five payments in question including a payment plan, NCORR reiterates that payment plans were eligible.</p> <p>Request for Amendment:</p> <p>In the Errors in Program Spending finding, NCORR believes that the Auditor's statement "<i>According to Department management, the errors occurred because the reviews over grant expenditures were not detailed enough to ensure funds were used in accordance with federal regulations</i>" is misleading. NCORR has confidence that the raw data provided from utility companies through the DSAs had sufficient details to ensure funds were used in accordance with federal regulation. The Department acknowledges that there were oversights regarding the reclassifications of payments and that select awards lacked sufficient documentation to firmly support that assistance provided was within the period of performance. Therefore, the Department requests that the Auditors statement is removed.</p>
2021-003 <u>Reporting:</u> Significant Deficiency	<u>Inaccurate Reporting</u> The Department of Public Safety (Department) did not accurately report Emergency Rental Assistance (ERA) program data to the U.S. Department of

21.023 EMERGENCY RENTAL ASSISTANCE PROGRAM (continued)**III. Federal Award Findings and Questioned Costs**

U.S. Department of the Treasury

N.C. Department of Public Safety

For the Fiscal Year Ended June 30, 2021

Type of Finding/ Questioned Costs	Findings and Recommendations
	<p>the Treasury (Treasury).¹⁰ During the audit period, the Department provided \$75.1 million in ERA funds to assist households with rent and utility payments.</p> <p>Auditors reviewed the two ERA program reports required to be submitted during the audit period and found errors in both. Specifically:</p> <ul style="list-style-type: none"> For the April 2021 report, the Department underreported funds distributed to households by \$633,656. Additionally, the Department underreported the number of households receiving assistance by 805 households. For the May 2021 report, the Department underreported funds distributed to households by \$156,910. Additionally, the Department underreported the number of households receiving assistance by 218 households. <p>Inaccurate reporting of ERA data prevents the Treasury from monitoring the state's progress on assisting households affected by the COVID-19 pandemic. Additionally, any subsequent use of the data for public transparency could provide an inaccurate view of ERA program spending to citizens.</p> <p>According to Department management, they were not given sufficient notice of the reporting requirements prior to the deadline submission. Additionally, the reviews of the reports were not completed to ensure the reports were prepared accurately.</p> <p>Under the <i>Treasury Reporting Guidance for the Emergency Rental Assistance Program</i>, all states that received ERA funds must submit monthly¹¹ reports including the total number of households that received assistance and the total amount of ERA funds distributed.</p> <p>Federal Award Information: Federal Awarding Agency: U.S. Department of the Treasury; Assistance Listing Number (title): 21.023 (Emergency Rental Assistance); Federal Award Identification Number (award period): 1505-0266 (COVID-19) (January 11, 2021 – December 31, 2021).</p> <p>Recommendation: Department management should ensure that staff overseeing the federal award have a clear understanding of reporting requirements.</p>

¹⁰ The Department submitted the data to the North Carolina Office of State Budget and Management (primary ERA award recipient), who submitted the report to the Treasury.

¹¹ Beginning in April 2021.

21.023 EMERGENCY RENTAL ASSISTANCE PROGRAM (continued)

III. Federal Award Findings and Questioned Costs

U.S. Department of the Treasury

N.C. Department of Public Safety

For the Fiscal Year Ended June 30, 2021

Type of Finding/ Questioned Costs	Findings and Recommendations
	<p>In addition, Department management should develop and implement detailed review procedures over the completed reports to ensure accurate reporting.</p> <p><i>Views of Responsible Officials of the Auditee:</i> The North Carolina Office of Recovery and Resiliency (NCORR) accepts the Auditor's finding that the Department did not accurately report ERA program data to the Department of the Treasury (Treasury) by underreporting the funds distributed to households and the number of households receiving assistance for April and May of 2021.</p> <p>With additional Treasury guidance, NCORR produced updated reports in November of 2021, however the Department acknowledges that further reconciliation efforts are necessary.</p> <p>NCORR has further developed the application system of record to align more closely with the accounting system. Therefore, data provided for subsequent reports are a more accurate representation of assistance provided. Department staff have become more proficient with the Treasury reporting requirements since the initial reports were produced.</p>

84.063 FEDERAL PELL GRANT PROGRAM**III. Federal Award Findings and Questioned Costs**

U.S. Department of Education

Forsyth Technical Community College

For the Fiscal Year Ended June 30, 2021

	Type of Finding/ Questioned Costs	Findings and Recommendations
2021-004	Special Tests and Provisions:	<u>Enrollment Status Reporting Errors</u>
	Significant Deficiency	<p>The College did not accurately report enrollment status changes to the National Student Loan Data System (NSLDS) for students who received federal financial assistance. During the audit period, the College disbursed approximately \$19.2 million in federal financial assistance funding to 4,057 students subject to this reporting requirement.</p> <p>Auditors tested the enrollment status reporting for a sample of 40 students who received federal financial assistance and whose enrollment status changed. Six (15%) students were reported with an incorrect status change.</p> <p>Failure to accurately report student enrollment status changes to the NSLDS could impact student Pell and Direct Loan eligibility.</p> <p>According to College management, the errors occurred due to key employee turnover and inadequate training of the new employees responsible for the enrollment reporting process.</p> <p>Federal regulations¹² require the College to accurately report student status changes to the NSLDS.</p> <p><i>Federal Award Information:</i> Federal Awarding Agency: U.S. Department of Education; Assistance Listing Numbers (titles): 84.063 (Federal Pell Grant Program) and 84.268 (Federal Direct Student Loans); Federal Award Identification Numbers (award period): P063P202643 (July 1, 2020 - June 30, 2021) and P268K212643 (July 1, 2020 - June 30, 2021).</p> <p><i>Recommendation:</i> College management should ensure that new employees are adequately trained to perform their assigned duties.</p> <p><i>Views of Responsible Officials of the Auditee:</i> Forsyth Technical Community College agrees with both the finding and the accompanying recommendation which encompasses ensuring that new employees are adequately trained to perform their assigned duties.</p> <p>The College intends to utilize succession planning to reduce the risk of inaccurate reporting that can occur due to employee turnover and ensure new employees attend training on the enrollment reporting process. The College also intends to implement an internal auditing process for our enrollment reporting to assist in identifying any status errors and inaccurate reporting to NSLDS in the interim.</p>

¹² 34 CFR 690.83 and 34 CFR 685.309

84.063 FEDERAL PELL GRANT PROGRAM**III. Federal Award Findings and Questioned Costs**

U.S. Department of Education

Pamlico Community College

For the Fiscal Year Ended June 30, 2021

	Type of Finding/ Questioned Costs	Findings and Recommendations
2021-005	Special Tests and Provisions: Significant Deficiency	<p><u>Enrollment Status Reporting Errors</u></p> <p>The College did not accurately report enrollment status changes to the National Student Loan Data System (NSLDS) for students who received federal financial assistance. During the audit period, the College disbursed approximately \$492 thousand in federal financial assistance funding to 147 students subject to this reporting requirement.</p> <p>Auditors tested the enrollment status reporting for a sample of 21 students who received federal financial assistance and whose enrollment status changed. Eight (38%) students were reported with an incorrect status change.</p> <p>Failure to accurately report student enrollment status changes to the NSLDS could impact student Pell eligibility.</p> <p>According to College management, the College relied on error reports from the National Student Clearinghouse, a third-party service provider, to ensure accurate reporting of enrollment status changes. Management did not monitor the information reported to the NSLDS to ensure its agreement with College records.</p> <p>Federal regulations¹³ require the College to accurately report student status changes to the NSLDS. In addition, the NSLDS <i>Enrollment Reporting Guide</i> states that the College is ultimately responsible for accurate reporting.</p> <p><i>Federal Award Information:</i> Federal Awarding Agency: U.S. Department of Education; Assistance Listing Number (title): 84.063 (Federal Pell Grant Program); Federal Award Identification Number (award period): P063P192882 (July 1, 2020 - June 30, 2021).</p> <p><i>Recommendation:</i> College management should implement monitoring procedures to ensure all students with enrollment status changes are accurately reported to the NSLDS.</p> <p><i>Views of Responsible Officials of the Auditee:</i> Management agrees with the audit finding and acknowledges that there were deficiencies in our enrollment status reporting process. To address these deficiencies, effective December 17, 2021, additional verification procedures have been implemented that require frequent reconciliation steps be conducted between the College's Registrar, Admissions and Records Technician, and Financial Aid Director to identify student enrollment changes at various intervals throughout semesters in a timely manner. These</p>

¹³ 34 CFR 690.83

84.063 FEDERAL PELL GRANT PROGRAM (continued)

III. Federal Award Findings and Questioned Costs

U.S. Department of Education

Pamlico Community College

For the Fiscal Year Ended June 30, 2021

Type of Finding/ Questioned Costs	Findings and Recommendations
	procedures will ensure that the College is routinely monitoring the information reported to NSLDS as compared with the College's records to ensure that all student status changes are accurately reported to NSLDS per Federal regulations.

84.063 FEDERAL PELL GRANT PROGRAM**III. Federal Award Findings and Questioned Costs**

U.S. Department of Education

Pitt Community College

For the Fiscal Year Ended June 30, 2021

	Type of Finding/ Questioned Costs	Findings and Recommendations
2021-006	<u>Eligibility:</u> Significant Deficiency	<p data-bbox="548 575 1008 604"><u>Financial Aid Exceeded Student Needs</u></p> <p data-bbox="548 638 1489 730">The College awarded federal financial assistance that exceeded the financial need of students. During the audit period, the College disbursed approximately \$20 million in Pell and Direct Loan funds to 3,840 students.</p> <p data-bbox="548 756 1489 819">Auditors tested award calculations for a sample of 60 students and found two (3%) students that were awarded more funds than allowed by a total of \$368.</p> <p data-bbox="548 840 1489 961">As a result, \$368 is considered questioned costs¹⁴ and the College may be required to pay the funds back to the federal government. In addition, the funds could have been awarded to other students or reduced the cost of the federal program. [Questioned Costs ~ ALN 84.063 - \$0; ALN 84.268 - \$368].</p> <p data-bbox="548 987 1489 1079">According to College management, the errors occurred because procedures were not in place to review and adjust award calculations when the student's enrollment status changed.</p> <p data-bbox="548 1100 1489 1281">Federal regulations¹⁵ require the College to determine Pell awards for students based on the student's enrollment status, cost of attendance, expected family contribution, and the maximum allowed amount established by Congress. Additionally, federal regulations¹⁶ require the College to coordinate awards among various programs to ensure that total aid is not awarded in excess of the student's financial need or cost of attendance.</p> <p data-bbox="548 1306 1489 1461"><i>Federal Award Information:</i> Federal Awarding Agency: U.S. Department of Education; Assistance Listing Numbers (titles): 84.063 (Federal Pell Grant Program) and 84.268 (Federal Direct Student Loans); Federal Award Identification Numbers (award period): P063P202495 (July 1, 2020 - June 30, 2021) and P268K212495 (July 1, 2020 - June 30, 2021).</p> <p data-bbox="548 1486 1489 1579"><i>Recommendation:</i> College management should design and implement procedures, such as verifying student award amounts when enrollment status changes occur.</p> <p data-bbox="548 1600 1489 1722"><i>Views of Responsible Officials of the Auditee:</i> Pitt Community College agrees with the finding and recommendation. Attendance changes will be reviewed on a daily basis as reports of non-attendance, withdrawals and reinstatements are provided by the Registrar's Office.</p>

¹⁴ Even though the tests identified only \$368 in questioned costs, if extended to the entire population, questioned costs could exceed \$25,000. 2 CFR 200.516(a)(3) requires auditors to report known questioned costs when likely questioned costs are greater than \$25,000.

¹⁵ 20 USC 1070a(b)

¹⁶ 34 CFR 685.301(a)

84.063 FEDERAL PELL GRANT PROGRAM (continued)**III. Federal Award Findings and Questioned Costs**

U.S. Department of Education

Pitt Community College

For the Fiscal Year Ended June 30, 2021

	Type of Finding/ Questioned Costs	Findings and Recommendations
2021-007	Special Tests and Provisions: Significant Deficiency	<p data-bbox="553 575 959 604"><u>Enrollment Status Reporting Errors</u></p> <p data-bbox="553 638 1489 793">The College did not timely or accurately report enrollment status changes to the National Student Loan Data System (NSLDS) for students who received federal financial assistance. During the audit period, the College disbursed approximately \$20 million in federal financial assistance funding to 3,840 students subject to this reporting requirement.</p> <p data-bbox="553 827 1489 886">Auditors tested the enrollment status reporting for a sample of 60 students who received federal financial assistance and whose enrollment status changed.</p> <p data-bbox="553 919 1489 978">Eight (13%) students were not reported in accordance with federal compliance requirements. Specifically:</p> <ul data-bbox="597 1012 1446 1138" style="list-style-type: none"> • Six students were reported with incorrect statuses. • One student was reported with incorrect academic program data. • One student was reported 77 days after the status change occurred. <p data-bbox="553 1171 1489 1230">Failure to timely and accurately report student enrollment status changes to the NSLDS could impact student Pell and Direct Loan eligibility.</p> <p data-bbox="553 1264 1489 1386">According to College management, the College relied on the National Student Clearinghouse, a third-party service provider, to ensure accurate and timely reporting of enrollment status changes. Management did not monitor the information reported to the NSLDS to ensure its agreement with College records.</p> <p data-bbox="553 1419 1489 1541">Federal regulations¹⁷ require the College to notify the NSLDS within 75 days¹⁸ of a change in student status for those students that received Pell Grant and Federal Direct Loan funds. In addition, the NSLDS <i>Enrollment Reporting Guide</i> states that the College is ultimately responsible for timely and accurate reporting.</p> <p data-bbox="553 1575 1489 1663"><i>Federal Award Information:</i> Federal Awarding Agency: U.S. Department of Education; Assistance Listing Numbers (titles): 84.063 (Federal Pell Grant Program) and 84.268 (Federal Direct Student Loans); Federal</p>

¹⁷ 34 CFR 690.83 and 34 CFR 685.309

¹⁸ The College is required to notify the NSLDS when it discovers that a student who received loans or Pell grants is no longer enrolled at least half-time. Unless the College expects to complete its enrollment roster with the NSLDS within 60 days of the student's change in enrollment, the College must notify the lender or guarantee agency, via the NSLDS within 30 days. Per the NSLDS *Enrollment Reporting Guide*, the College has 15 days to turn around the roster file. Therefore, we have determined timeliness to be established as within 75 days.

84.063 FEDERAL PELL GRANT PROGRAM (continued)**III. Federal Award Findings and Questioned Costs**

U.S. Department of Education

Pitt Community College

For the Fiscal Year Ended June 30, 2021

Type of Finding/ Questioned Costs	Findings and Recommendations
	<p>Award Identification Numbers (award period): P063P202495 (July 1, 2020 - June 30, 2021) and P268K212495 (July 1, 2020 - June 30, 2021).</p> <p><i>Recommendation:</i> College management should implement monitoring procedures to ensure all students with enrollment status changes are identified and timely and accurately reported to the NSLDS.</p> <p><i>Views of Responsible Officials of the Auditee:</i> Pitt Community College agrees with the finding and recommendation. The enrollment is now being handled by the Registrar and Financial Aid Director together. The Financial Aid Director is now reviewing reports through NSLDS to ensure the reporting submitted to Clearinghouse is accurate for all students.</p>

84.063 FEDERAL PELL GRANT PROGRAM**III. Federal Award Findings and Questioned Costs**

U.S. Department of Education

University of North Carolina at Greensboro

For the Fiscal Year Ended June 30, 2021

	Type of Finding/ Questioned Costs	Findings and Recommendations
2021-008	Special Tests and Provisions: Significant Deficiency	<p><u>Enrollment Status Reporting Errors</u></p> <p>The University did not accurately report enrollment status changes to the National Student Loan Data System (NSLDS) for students who received federal financial assistance. During the audit period, the University disbursed approximately \$121.5 million in federal financial assistance funding to 13,133 students subject to this reporting requirement.</p> <p>Auditors tested the enrollment status reporting for a sample of 60 students who received federal financial assistance and whose enrollment status changed. Two (3%) students were reported with an incorrect status change.</p> <p>Failure to report accurate student enrollment status changes to NSLDS could impact student Pell and Direct Loan eligibility.</p> <p>According to University management, the errors occurred because the University did not review a specific error report provided by the National Student Clearinghouse¹⁹ (Clearinghouse), which identifies potential graduate errors that need to be resolved prior to submission to NSLDS. The University was not aware of this report due to the loss of knowledge resulting from employee turnover. Additionally, the University did not monitor the information reported to NSLDS through the Clearinghouse to ensure its agreement with University records.</p> <p>Federal regulations²⁰ require the University to accurately report student status changes to NSLDS. In addition, the NSLDS Enrollment Reporting Guide states that the University is ultimately responsible for accurate reporting.</p> <p><i>Federal Award Information:</i> Federal Awarding Agency: U.S. Department of Education; Assistance Listing Numbers (titles): 84.063 (Federal Pell Grant Program) and 84.268 (Federal Direct Student Loans); Federal Award Identification Numbers (award period): P063P201962 (July 1, 2020 - June 30, 2021) and P268K211962 (July 1, 2020 - June 30, 2021).</p> <p><i>Recommendation:</i> University management should implement contingency plans to reduce the risk of inaccurate reporting due to employee turnover. University management should also implement monitoring procedures to ensure accurate reporting of enrollment status changes to NSLDS through the Clearinghouse.</p> <p><i>Views of Responsible Officials of the Auditee:</i> The University of North Carolina at Greensboro (UNCG) agrees with the finding and recommendation. Per</p>

¹⁹ A third-party service provider the University uses to report student enrollment status changes to the NSLDS.

²⁰ 34 CFR 690.83 and 34 CFR 685.309

84.063 FEDERAL PELL GRANT PROGRAM (continued)

III. Federal Award Findings and Questioned Costs

U.S. Department of Education
University at North Carolina Greensboro
For the Fiscal Year Ended June 30, 2021

Type of Finding/ Questioned Costs	Findings and Recommendations
	discussions with UNCG's National Student Clearinghouse (NSC) representative, UNCG has identified a new way to report the enrollment records to NSC that will result in less errors. The Enrollment Reporting procedures in the University Registrar's Office have been updated to include a review of the specific error report generated by NSC where these errors would be identified. The University Registrar's Office has already begun the process to update the records of students currently with a graduate error and the process is approximately 75% complete.

84.268 FEDERAL DIRECT STUDENT LOANS**III. Federal Award Findings and Questioned Costs**

U.S. Department of Education

Davidson-Davie Community College

For the Fiscal Year Ended June 30, 2021

	Type of Finding/ Questioned Costs	Findings and Recommendations
2021-009	Special Tests and Provisions: Significant Deficiency	<p><u>Failure to Notify Direct Loan Recipients of Their Right to Cancel Loans</u></p> <p>The College did not notify Direct Loan recipients of their right to cancel the loans. During the audit period, the College disbursed approximately \$3.69 million in federal Direct Loans to 571 students.</p> <p>Auditors tested a sample of 60 students who received federal Direct Loans during the audit period and found that none of the students were notified of their right to cancel the loan.</p> <p>Failure to notify loan recipients of their right to cancel loans increases the risk of default because recipients could remain obligated for loans they would have otherwise cancelled.</p> <p>According to College management, the financial aid department recently streamlined communications to recipients in an attempt to avoid duplicative efforts; however, there were no monitoring procedures in place to ensure that the new method of communication was sufficient to meet federal requirements.</p> <p>Federal regulations²¹ require the College to notify loan recipients of their right to cancel loans in writing no earlier than 30-days before and no later than 30-days after loan funds are credited to a student's account.</p> <p><i>Federal Award Information:</i> Federal Awarding Agency: U.S. Department of Education; Assistance Listing Number (title): 84.268 (Federal Direct Student Loans); Federal Award Identification Numbers (award periods): P268K201925 (July 1, 2019 – June 30, 2020) and P268K211925 (July 1, 2020 – June 30, 2021).</p> <p><i>Recommendation:</i> College management should implement monitoring procedures to ensure that notifications provided to loan recipients are timely and include all required information concerning their right to cancel loans.</p> <p><i>Views of Responsible Officials of the Auditee:</i> Davidson-Davie Community College agrees with the finding and has implemented the following corrective actions as of September 1, 2021.</p> <p>Upon the date of disbursement of a Federal Direct Loan, a notification is sent to each recipient via email by Ellucian Colleague, the college's student information</p>

²¹ 34 CFR 668.165

84.268 FEDERAL DIRECT STUDENT LOANS (continued)

III. Federal Award Findings and Questioned Costs

U.S. Department of Education
Davidson-Davie Community College
For the Fiscal Year Ended June 30, 2021

Type of Finding/ Questioned Costs	Findings and Recommendations
	<p>system. In accordance with 34 CFR 668.165(a), this notification advises the Federal Direct Loan recipient of the following:</p> <ul style="list-style-type: none">• Instructions on how to view the amount and date of the disbursement via the secure student portal.• The right to cancel all or a portion of the loan and have the loan proceeds returned to the U.S. Department of Education.• The procedures and deadlines by which the Federal Direct Loan recipient must notify the school that they wish to cancel the loan. <p>Ellucian Colleague maintains a permanent record of this notification, which includes the text of the notification and the date it was sent to the Federal Direct Loan recipient.</p>

84.268 FEDERAL DIRECT STUDENT LOANS

III. Federal Award Findings and Questioned Costs

U.S. Department of Education
Forsyth Technical Community College
For the Fiscal Year Ended June 30, 2021

	Type of Finding/ Questioned Costs	Findings and Recommendations
2021-010	Special Tests and <u>Provisions:</u> Significant Deficiency	<u>Enrollment Status Reporting Errors</u> The College did not accurately report enrollment status changes to the National Student Loan Data System (NSLDS) for students who received federal financial assistance. During the audit period, the College disbursed approximately \$19.2 million in federal financial assistance funding to 4,057 students subject to this reporting requirement. See finding 2021-004 for a description.

84.268 FEDERAL DIRECT STUDENT LOANS**III. Federal Award Findings and Questioned Costs**

U.S. Department of Education

Pitt Community College

For the Fiscal Year Ended June 30, 2021

	Type of Finding/ Questioned Costs	Findings and Recommendations
2021-011	<u>Eligibility:</u> Significant Deficiency Questioned Cost Finding \$368	<u>Financial Aid Exceeded Student Needs</u> The College awarded federal financial assistance that exceeded the financial need of students. During the audit period, the College disbursed approximately \$20 million in Pell and Direct Loan funds to 3,840 students. [Questioned Costs ~ ALN 84.063 - \$0; ALN 84.268 - \$368]. See finding 2021-006 for a description.
2021-012	<u>Special Tests and Provisions:</u> Significant Deficiency	<u>Enrollment Status Reporting Errors</u> The College did not timely or accurately report enrollment status changes to the National Student Loan Data System (NSLDS) for students who received federal financial assistance. During the audit period, the College disbursed approximately \$20 million in federal financial assistance funding to 3,840 students subject to this reporting requirement. See finding 2021-007 for a description.

84.268 FEDERAL DIRECT STUDENT LOANS

III. Federal Award Findings and Questioned Costs

U.S. Department of Education
University of North Carolina at Greensboro
For the Fiscal Year Ended June 30, 2021

	Type of Finding/ Questioned Costs	Findings and Recommendations
2021-013	Special Tests and <u>Provisions:</u> Significant Deficiency	<u>Enrollment Status Reporting Errors</u> The University did not accurately report enrollment status changes to the National Student Loan Data System (NSLDS) for students who received federal financial assistance. During the audit period, the University disbursed approximately \$121.5 million in federal financial assistance funding to 13,133 students subject to this reporting requirement. See finding 2021-008 for a description.

84.425D EDUCATION STABILIZATION FUND – ELEMENTARY AND SECONDARY SCHOOL EMERGENCY RELIEF FUND**III. Federal Award Findings and Questioned Costs**

U.S. Department of Education

N.C. Department of Public Instruction

For the Fiscal Year Ended June 30, 2021

	Type of Finding/ Questioned Costs	Findings and Recommendations
2021-014	<u>Reporting:</u> Material Weakness Material Noncompliance	<u>Inaccurate Annual Reporting</u> <p>The Department of Public Instruction (Department) did not accurately report Education Stabilization Fund - Elementary and Secondary School Emergency Relief (ESSER) data to the U.S. Department of Education. During the reporting period,²² the Department awarded \$354.5 million to 266 public-school units (PSUs) that incurred \$72.6 million in expenditures related to the program.</p> <p>Auditors reviewed the awards and expenditures reported in the ESSER Annual Report and identified errors for 138 (52%) PSUs. Specifically:</p> <ul style="list-style-type: none"> • 119 PSUs were included with inaccurate amounts, resulting in total errors in awards and expenditures of \$1.89 million and \$13.89 million, respectively. • 17 PSUs were included but had no award or expenditure activity, resulting in overreported awards and expenditures of \$1.69 million and \$234,764, respectively. • Two PSUs were omitted, resulting in underreported awards and expenditures of \$113,266 and \$113,133, respectively. <p>Inaccurate reporting of ESSER data prevents the U.S. Department of Education from monitoring the state's progress on preventing, preparing for, and responding to coronavirus impacts on education. Additionally, any subsequent use of the data for public transparency could provide an inaccurate view of ESSER program spending to citizens.</p> <p>According to Department management, the ESSER Annual Report was prepared using data collected from PSU surveys, and the financial data elements were not reconciled or compared to the Department's internal records to ensure the accuracy of the PSU financial data.</p> <p>In accordance with the April 30, 2020 Funding Certification and Agreement,²³ the Department was required to submit the ESSER Annual Report²⁴ to the U.S. Department of Education. The ESSER Annual Report included instructions for</p>

²² March 13, 2020, through September 30, 2020.²³ Section 15011(b)(2) of the Coronavirus Aid, Relief, and Economic Security (CARES) Act provides that federal awarding agencies may require reporting in addition to that specified by the Act. The Department was required to make specific assurance of compliance with all reporting requirements, including future additional reporting, in their executed Certification and Agreement for Funding under the ESSER Fund with the U.S. Department of Education.²⁴ ESSER Recipient Data Collection Form (OMB:1810-0749).

84.425D EDUCATION STABILIZATION FUND - ELEMENTARY AND SECONDARY SCHOOL EMERGENCY RELIEF FUND (continued)

III. Federal Award Findings and Questioned Costs

U.S. Department of Education

N.C. Department of Public Instruction

For the Fiscal Year Ended June 30, 2021

Type of Finding/ Questioned Costs	Findings and Recommendations
	<p>reporting the amount of PSU expenditures and awards for the period March 13, 2020 through September 30, 2020.</p> <p>Federal regulations²⁵ also require the Department to establish and maintain effective internal control over the federal award that provides reasonable assurance that the Department is managing the program in compliance with federal statutes, regulations, and the terms and conditions of the federal award. The federal regulations²⁶ define internal control to include processes for achieving reliable reporting.</p> <p><i>Federal Award Information:</i> Federal Awarding Agency: U.S. Department of Education; Assistance Listing Number (title): 84.425D (Elementary and Secondary School Emergency Relief Fund); Federal Award Identification Number (award period): S425D200037 (COVID-19) (May 11, 2020 - September 30, 2021).</p> <p><i>Recommendation:</i> Department management should develop and implement review procedures over the ESSER Annual Report data received from the PSUs to ensure accuracy with internal financial records.</p> <p><i>Views of Responsible Officials of the Auditee:</i> The Department of Public Instruction (DPI) concurs with the Auditor's finding and recommendation. Processes for future reporting have been amended to ensure additional controls are in place to promote greater accuracy. Required data elements will be pulled from internal DPI data to the extent possible. Data elements still requiring the use of self-reported data from Public School Units (PSUs) will be verified for inaccuracies prior to being aggregated for state agency reporting.</p>
2021-015	<p><u>Reporting:</u></p> <p>Material Weakness</p> <p>Material Noncompliance</p> <p><u>Errors in FFATA Reporting</u></p> <p>The Department of Public Instruction (Department) did not report complete, accurate, and timely subaward information for some subrecipients of the Education Stabilization Fund - Elementary and Secondary School Emergency Relief (ESSER) program to the Federal Funding Accountability and Transparency Act (FFATA) Subaward Reporting System (FSRS).</p>

²⁵ 2 CFR 200.303 - Internal Controls.

²⁶ 2 CFR 200.1.

84.425D EDUCATION STABILIZATION FUND - ELEMENTARY AND SECONDARY SCHOOL EMERGENCY RELIEF FUND (continued)
III. Federal Award Findings and Questioned Costs

U.S. Department of Education

N.C. Department of Public Instruction

For the Fiscal Year Ended June 30, 2021

Type of Finding/ Questioned Costs	Findings and Recommendations
	<p>During the reporting period,²⁷ the Department made ESSER subawards totaling \$1.82 billion²⁸ to public school units (PSUs). Auditors tested a sample of 60 subawards that were required to be reported to the FSRS and found the following errors:</p> <ul style="list-style-type: none"> • 30 subawards were overreported by \$140 million because they were reported twice. • 21 subawards totaling \$39.2 million were reported 175 to 206 days late. • Eight subawards totaling \$12.3 million were not reported at all. <p>In addition, auditors reviewed the 52 subawards that were reported to FSRS and found errors in one or more key data elements.²⁹</p> <p>The FFATA was enacted to empower every American citizen with the ability to hold the government accountable for each spending decision. When subaward information is not reported accurately or timely to the FSRS, citizens do not have reliable information about how federal funds are being used in their communities.</p> <p>According to Department management, FFATA reporting errors occurred for two reasons:</p> <ul style="list-style-type: none"> • Department management did not assign FFATA reporting responsibilities until December 2020 and had limited resources for completing the required reporting. • Department staff and management encountered technical difficulties with the FSRS and were unable to identify alternative solutions. <p>The FFATA³⁰ requires direct recipients of grants or cooperative agreements to report first-tier subawards of \$30,000 or more in the FSRS by the end of the month following the month in which the obligation was made.</p> <p><i>Federal Award Information:</i> Federal Awarding Agency: U.S. Department of Education; Assistance Listing Number (title): 84.425D (Elementary and</p>

²⁷ May 11, 2020 through June 30, 2021.

²⁸ The Department made these subawards from ESSER I and ESSER II programs funded through the Coronavirus Aid, Relief, and Economic Security Act (CARES Act) and the Coronavirus Response and Relief Supplemental Appropriations Act, 2021 (CRRSAA), respectively.

²⁹ Those key data elements were: Subaward Obligation Date and Subaward Project Description.

³⁰ 2 CFR Part 170 - Appendix A.

84.425D EDUCATION STABILIZATION FUND - ELEMENTARY AND SECONDARY SCHOOL EMERGENCY RELIEF FUND (continued)

III. Federal Award Findings and Questioned Costs

U.S. Department of Education

N.C. Department of Public Instruction

For the Fiscal Year Ended June 30, 2021

Type of Finding/ Questioned Costs	Findings and Recommendations
	<p>Secondary School Emergency Relief Fund); Federal Award Identification Numbers (award periods): S425D200037 (COVID-19) (May 11, 2020 - September 30, 2021) and S425D210037 (COVID-19) (January 5, 2021 - September 30, 2022).</p> <p><i>Recommendation:</i> Department management should prioritize assignment of reporting responsibilities and implement contingency plans to address staff shortages.</p> <p>In addition, Department management should continue to seek solutions from the federal oversight agency on technical difficulties and implement revised procedures as solutions are identified to ensure complete, accurate, and timely reporting.</p> <p><i>Views of Responsible Officials of the Auditee:</i> The Department of Public Instruction (DPI) concurs with the Auditor's finding and recommendation. Additional staff was employed in fall of 2021 to complete FFATA reporting requirements. Technical considerations in the FFATA system remain a concern as the system constrains the number of entries per award to 100 per month making it impossible to report awards within the required time limit. Additional requests to the federal oversight agency for technical assistance with the system have been made by DPI.</p>
2021-016	<p><u>Subrecipient Monitoring:</u></p> <p>Material Weakness</p> <p>Material Noncompliance</p> <p><u>Inadequate Monitoring</u></p> <p>The Department of Public Instruction (Department) did not complete all planned monitoring activities for the Education Stabilization Fund - Elementary and Secondary School Emergency Relief (ESSER) program. During the fiscal year ended June 30, 2021, the Department awarded \$387.5 million in ESSER funds to public school units (PSUs) to help mitigate the impact of the COVID-19 pandemic on public education.</p> <p>Auditors reviewed the Department's monitoring plan which required various risk-based monitoring activities over both fiscal and program areas for all PSUs that received ESSER funds.</p> <ul style="list-style-type: none"> Program monitors developed a plan³¹ to review and determine whether the spending activity for all 319 PSUs complied with the program

³¹ The Department submitted its program monitoring plan in accordance with the North Carolina Certification and Agreement for Funding under the Education Stabilization Fund Program Elementary and Secondary School Emergency Relief Fund. The Certification and Agreement was signed on April 30, 2020, as an application for the ESSER award required under section 18003(a) of Division B of the CARES Act.

84.425D EDUCATION STABILIZATION FUND - ELEMENTARY AND SECONDARY SCHOOL EMERGENCY RELIEF FUND (continued)

III. Federal Award Findings and Questioned Costs

U.S. Department of Education

N.C. Department of Public Instruction

For the Fiscal Year Ended June 30, 2021

Type of Finding/ Questioned Costs	Findings and Recommendations
	<p>requirements. Auditors found that these reviews were not completed for 299 (94%) of the PSUs.</p> <ul style="list-style-type: none"> Fiscal monitors developed a separate plan to review expenditure documentation for 40 PSUs. Auditors found that these reviews were not completed for 28 (70%) of the 40 PSUs. <p>In addition, auditors reviewed the Department's monitoring tool and found that it omitted several compliance requirements.³²</p> <p>Inadequate monitoring increases the risk that federal funds may not be used in accordance with the federal requirements, which may have reduced funding available to address the impacts of the COVID-19 pandemic on public education. In addition, inadequate monitoring could result in sanctions from the federal oversight agency that may reduce future federal funding in this program.</p> <p>According to Department management, monitoring activities could not be completed as originally planned due to resource constraints as the Department received additional ESSER awards during the year. The additional awards required management to prioritize technical assistance and other responsibilities, resulting in staff not being available for monitoring.</p> <p>Federal regulations³³ require the Department to monitor the activities of the subrecipient as necessary to ensure that the subaward is used for authorized purposes in compliance with federal statutes, regulations, and the terms and conditions of the subaward, and that subaward performance goals are achieved.</p> <p><i>Federal Award Information:</i> Federal Awarding Agency: U.S. Department of Education; Assistance Listing Number (title): 84.425D (Elementary and Secondary School Emergency Relief Fund); Federal Award Identification Number (award period): S425D200037 (COVID-19) (May 11, 2020 - September 30, 2021).</p> <p><i>Recommendation:</i> Department management should review and revise monitoring activities.</p> <p>In addition, Department management should establish contingency plans to address staff shortages.</p>

³² The monitoring tool did not include reviews over procurement, equipment and inventory, and cash management compliance requirements.

³³ 2 CFR 200.332(d).

84.425D EDUCATION STABILIZATION FUND - ELEMENTARY AND SECONDARY SCHOOL EMERGENCY RELIEF FUND (continued)
III. Federal Award Findings and Questioned Costs

U.S. Department of Education

N.C. Department of Public Instruction

For the Fiscal Year Ended June 30, 2021

Type of Finding/ Questioned Costs	Findings and Recommendations
	<p><i>Views of Responsible Officials of the Auditee:</i> The Department of Public Instruction (DPI) concurs with the Auditor's finding and recommendation. Internal programmatic monitoring procedures were amended with the addition of ESSER II and ESSER III in 2021. A risk assessment, monitoring plan, four-element monitoring instrument, and monitoring schedule were created and approved in March 2021. The monitoring plan enables all PSUs receiving funding through ESSER I, II, and III programs to have a compliance monitoring event by September 30, 2024, the end of ESSER period of availability. In fall 2021, additional staff dedicated to ESSER program were hired to assist with grant administration and monitoring. The aforementioned documents will be formally submitted as part of an update to the initial ESSER Monitoring and Internal Control Plan that was originally submitted in fall 2020 to the U.S. Department of Education.</p> <p>The Department agrees that it was not able to complete the full scope of the initial fiscal monitoring plan by June 30, 2021. This is due to lack of staffing resources, which is a challenge that is not unique to DPI, as a result of the world-wide COVID pandemic. Given the resources available, the staff prioritized those PSUs at the highest risk level. In addition to the 12 that were completed by June 30, 2021, the Department has since completed 23, with the remaining 5 to be completed by March 31, 2022.</p> <p>The Department is actively addressing staffing shortages via several avenues:</p> <ul style="list-style-type: none"> • Contracting for specific ESSER grant programs with qualified auditing firms. • Actively recruiting to fill the vacant fiscal monitoring positions (2 have been filled since June 30, 2021). <p>As the Department moves forward, the fiscal monitoring team will focus on normal activities staging the highest at-risk PSUs as the priority. The contracted support track will focus on the specific ESSER grants and highest-risk attributes specific to the ESSER funding. The Department believes this approach will allow maximization of limited staffing resources.</p> <p>The Department will continue to update and ensure the ESSER Fiscal Monitoring plan is current and relevant. The Department will ensure that updates are provided to U.S. Department of Education.</p>

93.323 EPIDEMIOLOGY AND LABORATORY CAPACITY FOR INFECTIOUS DISEASES (ELC)**III. Federal Award Findings and Questioned Costs**

U.S. Department of Health and Human Services

N.C. Department of Health and Human Services

For the Fiscal Year Ended June 30, 2021

	Type of Finding/ Questioned Costs	Findings and Recommendations
2021-017	<u>Reporting:</u> Material Weakness Material Noncompliance	<u>Errors in FFATA Reporting</u> <p>The Department of Health and Human Services (Department) did not report complete, accurate, and timely subaward information for some subrecipients of the Epidemiology and Laboratory Capacity cooperative agreement (ELC) to the Federal Funding Accountability and Transparency Act (FFATA) Subaward Reporting System (FSRS).</p> <p>Auditors reviewed all 330 subawards totaling \$128.6 million that were required to be reported to the FSRS and found the following errors:</p> <ul style="list-style-type: none"> • 238 subawards totaling \$117 million were not reported at all. • 74 subawards totaling \$8.6 million were reported between two to six months late. • 17 subawards totaling \$6.2 million were reported at the incorrect amount. <p>In addition, auditors found that 91 subawards were reported to the FSRS with the incorrect month and subaward obligation dates.</p> <p>The FFATA was enacted to empower every American citizen with the ability to hold the government accountable for each spending decision. When subaward information is not reported accurately or timely to the FSRS, citizens do not have reliable information about how federal funds are being used in their communities.</p> <p>According to Department management, the errors occurred because there were no formal procedures or policies in place to ensure that all subawards reported in the FSRS were complete, accurate, and reported within the required timeframe.</p> <p>The FFATA³⁴ requires direct recipients of grants or cooperative agreements to report first-tier subawards of \$30,000 or more to the FSRS no later than the end of the month following the month in which the obligation was made.</p> <p><i>Federal Award Information:</i> Federal Awarding Agency: U.S. Department of Health and Human Services; Assistance Listing Number (title): 93.323 (Epidemiology and Laboratory Capacity for Infectious Diseases); Federal Award Identification Number (award period): NU50CK000530 (August 1, 2019 – July 31, 2024).</p>

³⁴ 2 CFR 170 Appendix A

93.323 EPIDEMIOLOGY AND LABORATORY CAPACITY FOR INFECTIOUS DISEASES (ELC) (continued)**III. Federal Award Findings and Questioned Costs**

U.S. Department of Health and Human Services

N.C. Department of Health and Human Services

For the Fiscal Year Ended June 30, 2021

Type of Finding/ Questioned Costs	Findings and Recommendations
	<p><i>Recommendation:</i> Department management should develop and implement policies and procedures to ensure complete, accurate, and timely reporting.</p> <p><i>Views of Responsible Officials of the Auditee:</i> Management concurs with this finding. As stated in our response to Inadequate Monitoring of Local Health Departments, the enormity of the pandemic created additional challenges for the Department.</p> <p>The Department has processes in place to address FFATA reporting and to ensure results are submitted timely. The Department believes there was a technical issue regarding 68 of the 238 subawards (found not entered), which prevented these reports from being saved in FSRS. The Department has opened a help desk ticket with FSRS and is re-entering those subawards at the time of writing this response. We will augment our FFATA reporting process and create a formal policy to include monitoring and standardization of FFATA reporting. Further, the Department will train backup staff in each Section to ensure adequate staffing is in place to manage the reporting. Together, these measures will ensure on-going complete, accurate, and timely reporting.</p>
2021-018	<p data-bbox="326 1167 456 1220"><u>Subrecipient Monitoring:</u></p> <p data-bbox="358 1241 469 1293">Material Weakness</p> <p data-bbox="358 1314 521 1367">Material Noncompliance</p> <p data-bbox="553 1167 1159 1199"><u>Inadequate Monitoring of Local Health Departments</u></p> <p data-bbox="553 1230 1484 1377">The Department of Health and Human Services (Department) did not adequately monitor \$46.4 million in federal funds passed to local health departments as part of the Epidemiology and Laboratory Capacity (ELC) cooperative agreement to help detect, prevent, and respond to emerging infectious diseases.</p> <p data-bbox="553 1419 1484 1566">Auditors reviewed the Department's monitoring procedures for all 85 local health departments that received ELC funds during the fiscal year ended June 30, 2021. The Department's monitoring procedures included collecting and reviewing data³⁵ from the local health departments. However, auditors found that Department personnel did not:</p> <ul data-bbox="602 1608 1484 1707" style="list-style-type: none"> • Review evidence or other support to determine if funds were spent according to the agreement. • Ensure all local health departments submitted the data.

³⁵ Data included performance measures such as demographic information for COVID-19 contact tracers and the total amount of funds received.

93.323 EPIDEMIOLOGY AND LABORATORY CAPACITY FOR INFECTIOUS DISEASES (ELC) (continued)**III. Federal Award Findings and Questioned Costs**

U.S. Department of Health and Human Services

N.C. Department of Health and Human Services

For the Fiscal Year Ended June 30, 2021

Type of Finding/ Questioned Costs	Findings and Recommendations
	<p>Inadequate monitoring increased the risk that federal funds would not be used in accordance with federal regulations, which could have reduced funding available for responding to emerging infectious diseases.</p> <p>According to Department management, they did not have adequate monitoring procedures in place because they prioritized the obligation and technical assistance of ELC funds over monitoring in order to help the local health departments quickly respond to the COVID-19 pandemic.</p> <p>Federal regulations³⁶ require the Department to “establish and maintain effective internal control over the federal award that provides reasonable assurance that the Department is managing the program in compliance with federal statutes, regulation, and the terms and conditions of the federal award.” Monitoring the local health departments is an effective control over compliance.</p> <p><i>Federal Award Information:</i> Federal Awarding Agency: U.S. Department of Health and Human Services; Assistance Listing Number (title): 93.323 (Epidemiology and Laboratory Capacity for Infectious Diseases); Federal Award Identification Number (award period): NU50CK000530 (August 1, 2019 – July 31, 2024).</p> <p><i>Recommendation:</i> Department management should prioritize the development and implementation of procedures, even when unforeseen events occur, to ensure that the local health departments are monitored for compliance with federal regulations.</p> <p><i>Views of Responsible Officials of the Auditee:</i> Management agrees with this finding. We also acknowledge that the audit period under review occurred during an unprecedented worldwide pandemic, and when efforts were focused on saving lives, protecting high-risk and vulnerable populations, and preserving hospital capacity. We note the COVID-19 pandemic is by no means over as new variants and vaccine hesitancy suggest further challenges to come.</p> <p>In March of 2020, the highly transmissible virus known as COVID-19 resulted in a global pandemic which upended nearly every facet of life and laid bare the vulnerabilities of our health systems and communities. Our early response was complicated by an uncoordinated federal response, a collapse of the global supply chain, and lack of adequate staffing resources at the state and local levels of government. The overarching strategy employed by NCDHHS in its COVID-19 response was organized around two primary pillars:</p>

³⁶ 2 CFR 200.303 – Internal controls

93.323 EPIDEMIOLOGY AND LABORATORY CAPACITY FOR INFECTIOUS DISEASES (ELC) (continued)**III. Federal Award Findings and Questioned Costs**

U.S. Department of Health and Human Services

N.C. Department of Health and Human Services

For the Fiscal Year Ended June 30, 2021

Type of Finding/ Questioned Costs	Findings and Recommendations
	<ul style="list-style-type: none"> • Mitigation and Prevention strategies to prevent or slow the spread of COVID-19 across the population in total (such as through public education and messaging, policy making and guidance, PPE procurement and distribution, and eventually vaccination); and • Response Mobilization, including both case-based containment (such as through identification/testing, case investigation and contract tracing, isolation, and quarantine protocols with wrap-around supports) and surge capacity planning and intervention. <p>The Department quickly partnered with our 85 local health departments and districts to mobilize the response at the local level. During this audit period (July 1, 2020 – June 30, 2021), there were 948,176 cases of COVID-19, 12,064 COVID-19 associated deaths, and 12,889,960 COVID tests administered. At the height of the January 2021 surge, there were over 11,000 cases and over 100 deaths reported in one day, over 500 new COVID-19 hospital admissions, and over 750 active outbreaks and clusters. By contrast, the worst influenza season in the past 10 years had 391 influenza associated deaths during the entire season.</p> <p>Given the grave state of the COVID-19 outbreak at the time, and that no vaccine or treatment was available for the first nine months of the pandemic, the Department prioritized the rapid allocation and availability of the COVID-19 supplemental funds to ensure that pandemic response measures and programmatic monitoring were initiated as rapidly as possible.</p> <p>Local Health Departments are entities of local government and, therefore, are subject to annual single county audits. They are also long-standing partners of NCDHHS. These facts led to the Department's determination that these local entities were a low risk for fiscal noncompliance. Even so, the Department engaged in weekly meetings with Local Health Departments, providing technical assistance, fielding questions, and communicating federally allowable and unallowable activities.</p> <p>Management understands the importance of programmatic and fiscal monitoring and the need to collect, verify and report data on a timely basis. A pandemic such a COVID-19 comes with no playbook, so we prioritized programmatic monitoring, followed by reporting and fiscal monitoring. Doing so allowed North Carolina to implement our mitigation and prevention strategies and largely avoid the worst effects of COVID-19 - ranking us 31st among all states for cases per capita and 36th for deaths per capita attributed to COVID-19.</p>

93.323 EPIDEMIOLOGY AND LABORATORY CAPACITY FOR INFECTIOUS DISEASES (ELC) (continued)

III. Federal Award Findings and Questioned Costs

U.S. Department of Health and Human Services

N.C. Department of Health and Human Services

For the Fiscal Year Ended June 30, 2021

Type of Finding/ Questioned Costs	Findings and Recommendations
	<p>The Department has implemented additional processes and procedures to ensure that local health departments are adequately monitored for fiscal compliance with federal regulations. The Department has also established a uniform reporting platform that captures fiscal and programmatic reporting and document submission by Local Health Departments, reviews that data for completeness and accuracy, and conducts randomized desk audits.</p> <p>Even though monitoring was delayed during the audit review period, we have subsequently addressed this finding and we are up-to-date on all past and current monitoring activities.</p>

93.568 LOW-INCOME HOME ENERGY ASSISTANCE**III. Federal Award Findings and Questioned Costs**

U.S. Department of Health and Human Services

N.C. Department of Health and Human Services

For the Fiscal Year Ended June 30, 2021

	Type of Finding/ Questioned Costs	Findings and Recommendations
2021-019	<p>Matching, Level of Effort, <u>Earmarking:</u></p> <p>Significant Deficiency</p> <p>Questioned Cost Finding</p> <p>\$307,991</p>	<p><u>Weatherization Funds Were Overspent</u></p> <p>The Department of Health and Human Services (Department) overspent Low-Income Home Energy Assistance Program (LIHEAP)³⁷ weatherization funds by \$308,000.</p> <p>During the federal award period, the Department provided \$15,502,000 (16.03%) of the \$96.7 million received for LIHEAP to the Department of Environmental Quality (DEQ) to provide residential weatherization³⁸ and other home repairs to low-income families. However, the federal awarding agency only approved them to use \$15,194,000 (15.71%) for these activities.</p> <p>As a result of the weatherization overspending, \$308,000 is considered questioned costs³⁹ and the Department may be required to pay the funds back to the federal government. In addition, the overspent funds could have been used to assist low-income households pay their monthly energy expenses.</p> <p>The Department's Division of Social Services (Division) obtained a waiver from the U.S. Department of Health and Human Services, Administration for Children and Families that approved them to use \$15,194,000 (15.71%) of the LIHEAP federal award on weatherization activities. According to the Division, they were unaware another waiver was needed to use funds in excess of what was previously approved.</p> <p>Federal regulations⁴⁰ require that no more than 15% of the funds allotted or available to the grantee for a federal fiscal year be used for low-cost residential weatherization or other energy-related home repairs unless the federal awarding agency grants a waiver that allows up to 25% to be used.</p> <p><i>Federal Award Information:</i> Federal Awarding Agency: U.S. Department of Health and Human Services; Assistance Listing Number (title): 93.568 (Low-Income Home Energy Assistance Program); Federal Award Identification Number (award period): 1901NCLIEA (October 1, 2018 - September 30, 2020).</p> <p><i>Recommendation:</i> Department management should ensure that staff overseeing the federal award have a clear understanding of waiver requirements.</p>

³⁷ The primary purpose of the LIHEAP award is to provide funds to assist eligible households meet the immediate costs of heating and cooling their residences, including monthly utility bills for gas and electric services.

³⁸ Up to 25% of the award (with approval) can be used to provide weatherization activities to make homes more energy efficient, such as weather stripping, and repairing or replacing home heating and cooling systems.

³⁹ 2 CFR 200.516(a)(3) requires the auditor to report known questioned costs greater than \$25,000 for a type of compliance requirement for a major program.

⁴⁰ 42 USC 8624(k)

93.568 LOW-INCOME HOME ENERGY ASSISTANCE (continued)**III. Federal Award Findings and Questioned Costs**

U.S. Department of Health and Human Services

N.C. Department of Health and Human Services

For the Fiscal Year Ended June 30, 2021

Type of Finding/ Questioned Costs	Findings and Recommendations
2021-020 <u>Reporting:</u> Significant Deficiency	<p><i>Views of Responsible Officials of the Auditee:</i> The Department agrees with this finding. To gain clarification on this finding, the Division met with the Administration of Children and Families and was advised that multiple waivers can be submitted when it is determined that Weatherization activities will exceed the approved percentage requested on the initial waiver. It was our understanding that the request for a waiver to spend more than the 15% was a one-time request that must be made prior to April. Due to that timeframe, our waiver request is based upon budget as actual year-end expenditures are not available at that time. Weatherization activities that exceeded the approved waiver request were due to that factor as well as the fact that the Crisis Intervention Program was under expensing, causing the percentage of weatherization to go up.</p> <p><u>Errors in FFATA Reporting</u></p> <p>The Department of Health and Human Services (Department) did not report complete and accurate subaward information for some subrecipients of the Low-Income Home Energy Assistance Program (LIHEAP) to the Federal Funding Accountability and Transparency Act (FFATA) Subaward Reporting System (FSRS).</p> <p>The LIHEAP is administered at the state level by the Division of Social Services⁴¹ (DSS) and the Department of Environmental Quality⁴² (DEQ). The DSS Business Operations Section is responsible for completing the FFATA reporting for the entire program.</p> <p>Auditors reviewed all 226 subawards totaling \$113.9 million that were required to be reported to the FSRS during the audit period and found that 126 subawards totaling \$38 million were not reported.</p> <p>In addition, auditors reviewed the 100 subawards that were reported to FSRS and found errors in one or more key data elements.⁴³</p> <p>The FFATA was enacted to empower every American citizen with the ability to hold the government accountable for each spending decision. When subaward information is not reported accurately to the FSRS, citizens do not have</p>

⁴¹ The Division of Social Services is the division within the Department that is responsible for overseeing the portion of the LIHEAP program that provides vendor payments to help eligible households pay their heating and cooling bills.

⁴² The Department of Environmental Quality is responsible for overseeing the portion of the LIHEAP program that provides weatherization activities to eligible households.

⁴³ Those key data elements were: Subaward Project Description and Subawardee Names and Compensation of Highly Compensated Officers.

93.568 LOW-INCOME HOME ENERGY ASSISTANCE (continued)**III. Federal Award Findings and Questioned Costs**

U.S. Department of Health and Human Services

N.C. Department of Health and Human Services

For the Fiscal Year Ended June 30, 2021

Type of Finding/ Questioned Costs	Findings and Recommendations
	<p>complete and accurate information about how federal funds are being used in their communities.</p> <p>According to the DSS management, the incomplete and inaccurate reporting occurred because the DSS Business Operations Section was understaffed and focused priorities on COVID operational tasks. Significant turnover during the audit period reduced the number of staff available to carry out the FFATA reporting requirements. For the subawards reported to the FSRS, the DSS did not review the submission to ensure agreement with source documentation.</p> <p>The FFATA⁴⁴ requires direct recipients of grants or cooperative agreements to report first-tier subawards of \$30,000 or more to the FSRS.</p> <p><i>Federal Award Information:</i> Federal Awarding Agency: U.S. Department of Health and Human Services; Assistance Listing Number (title): 93.568 (Low-Income Home Energy Assistance Program); Federal Award Identification Numbers (award periods): 2101NCLIEA (October 1, 2020 - September 30, 2022); 2001NCE5C3 (COVID-19) (March 27, 2020 - September 30, 2021).</p> <p><i>Recommendation:</i> Department management should establish a contingency plan to ensure FFATA reporting is completed when employee turnover occurs.</p> <p>Additionally, Department management should develop review procedures over the submitted reports to ensure accuracy.</p> <p><i>Views of Responsible Officials of the Auditee:</i> The Department agrees with this finding. Various Business Operations positions were vacant during this timeframe with staff focused on supporting critical core and COVID operations. The Department will establish a contingency plan to ensure FFATA reporting is completed when employee turnover occurs. In addition, Department management will review and develop additional procedures as needed to confirm submitted reports are accurate.</p>

⁴⁴ 2 CFR 170 Appendix A

93.778 MEDICAL ASSISTANCE PROGRAM**III. Federal Award Findings and Questioned Costs**

U.S. Department of Health and Human Services

N.C. Department of Health and Human Services

For the Fiscal Year Ended June 30, 2021

Type of Finding/ Questioned Costs		Findings and Recommendations
2021-021	Activities Allowed or Unallowed:	<u>Errors in Medicaid Provider Billing and Payment Process</u>
	Significant Deficiency	The Department of Health and Human Services (Department) made overpayments to Medicaid providers during the fiscal year ended June 30, 2021. During that period, the Department processed more than 46 million original fee-for-service claims totaling \$10.8 billion in payments.
	Allowable Costs/ Cost Principles:	
	Significant Deficiency	Auditors reviewed the medical documentation for a sample of 151 ⁴⁵ original fee-for-service claims totaling approximately \$20.1 million in payments and identified eight (5.3%) claims that contained errors. Specifically:
	<u>Eligibility:</u>	
	Significant Deficiency	<ul style="list-style-type: none"> • Three (2.0%) claims lacked documentation to support the services rendered by the provider.
	Questioned Cost Finding	<ul style="list-style-type: none"> • Three (2.0%) laboratory claims lacked a provider signature. • Two (1.3%) claims contained medical coding errors which impacted the payment calculation.
	\$292	<p>Even though the tests identified only \$396 in overpayments (federal share \$292), if tests were extended to the entire population, questioned costs could be greater than \$25,000.⁴⁶</p> <p>As a result, there is an increased cost to the Medicaid Program for both the state and federal government. The program is jointly financed by these two governments and is administered by the state. Additionally, the overpaid funds could have been used to provide other services.</p> <p>According to Department management, the documentation and coding errors were due to clerical errors and inadequate documentation maintained by the health care providers.</p> <p>Federal regulations⁴⁷ require costs to be adequately documented; authorized; necessary and reasonable; and be consistent with program regulations that apply to the federal award. Additionally, providers sign an agreement⁴⁸ that requires them to maintain records disclosing the extent of services furnished to recipients and, on request, furnish the records to the Department.</p>

⁴⁵ The 151 items that were reviewed included 27 items that were deemed individually important. These items were tested 100% and removed from the population. The other 124 items were selected from the remaining population.

⁴⁶ 2 CFR 200.516(a)(3) requires auditors to report known questioned costs when likely questioned costs are greater than \$25,000 for a type of compliance requirement for a major program.

⁴⁷ 2 CFR 200.403.

⁴⁸ In accordance with 42 CFR 431.107.

93.778 MEDICAL ASSISTANCE PROGRAM (continued)**III. Federal Award Findings and Questioned Costs**

U.S. Department of Health and Human Services

N.C. Department of Health and Human Services

For the Fiscal Year Ended June 30, 2021

Type of Finding/ Questioned Costs	Findings and Recommendations
	<p>This finding was previously reported in the 2020 Statewide Single Audit as finding number 2020-037.</p> <p><i>Federal Award Information:</i> Federal Awarding Agency: U.S. Department of Health and Human Services; Assistance Listing Number (title): 93.778 (Medical Assistance Program (Medicaid; Title XIX)); Federal Award Identification Number (award period): 2105NC5MAP (October 1, 2020 – September 30, 2021).</p> <p><i>Recommendation:</i> Department management should analyze each error to specifically identify corrective action such as further education of providers.</p> <p>In addition, the Department should follow-up on the overpaid claims for immediate collection.</p> <p><i>Views of Responsible Officials of the Auditee:</i> The Department agrees with this finding. The Department is dedicated to claims payment accuracy and continues to work with providers to minimize errors in the claims payment process. The Centers for Medicare & Medicaid Services (CMS) has established an acceptable payment error rate for North Carolina of 3.2% based on the total dollars paid in error compared to the total dollars in the sample population. The Department acknowledges the payment error rate reflected in this audit sample is less than the CMS standard. The Department will analyze each error and take immediate and appropriate corrective action, including recouping any identified overpayments and emphasizing provider education where necessary.</p>
2021-022 <u>Eligibility:</u> Significant Deficiency Questioned Cost Finding \$2,109	<p><u>Deficiencies in the Medicaid Eligibility Determination Process</u></p> <p>The Department of Health and Human Services (Department) made Medical Assistance Program (Medicaid) payments to providers based on inaccurate and inadequately documented eligibility determinations. During the audit period, approximately 2.1 million beneficiaries received \$14.1 billion in Medicaid benefits.</p> <p>The task of determining eligibility for the Medicaid program has been delegated to the county departments of social services (DSS).⁴⁹ However, the Department was responsible for ensuring compliance with the eligibility requirements.</p>
2005NC5MAP - \$679 2105NC5MAP - \$1,430	

⁴⁹ North Carolina General Statute §108A-25(b).

93.778 MEDICAL ASSISTANCE PROGRAM (continued)**III. Federal Award Findings and Questioned Costs**

U.S. Department of Health and Human Services

N.C. Department of Health and Human Services

For the Fiscal Year Ended June 30, 2021

Type of Finding/ Questioned Costs	Findings and Recommendations
	<p>Auditors redetermined eligibility for a sample of 152 beneficiaries⁵⁰ that had benefits totaling \$47.1 million paid on their behalf during the audit period and found three (1.97%) eligibility errors. Specifically:</p> <ul style="list-style-type: none"> Two (1.31%) beneficiaries were determined eligible for the incorrect Medicaid group,⁵¹ and received services during the coverage period they were not entitled to receive. Payments for those services totaling \$2,762 (federal share \$2,029) were paid on behalf of those beneficiaries. One (0.66%) beneficiary was found to be ineligible for a portion of the coverage period due to inaccurate eligibility calculations. Payments totaling \$109 (federal share \$80) were paid on behalf of this beneficiary during the ineligible portion of the coverage period. <p>In addition to the eligibility errors noted above, auditors also identified 20 beneficiaries whose case files were either missing required eligibility documentation, such as child support verifications, or inaccurate calculations and household composition were used. However, when auditors redetermined eligibility using the correct information the beneficiaries were found to be eligible.</p> <p>As a result, there is an increased cost for the Medicaid Program for both the state and federal government. The program is jointly financed by these two governments, and is administered by the state. Even though the tests identified only \$2,871 in overpayments (federal share \$2,109), if tests were extended to the entire population, questioned costs could be greater than \$25,000.⁵²</p> <p>Although \$2,871 resulted from the errors identified, the amount of Medicaid funds paid on behalf of ineligible beneficiaries is likely greater. Self-attestation by applicants is accepted for certain elements of the Modified Adjusted Gross Income methodology of determining eligibility.⁵³ Further verification or documentation is not required. Auditors tested participant eligibility using the documentation contained in the case files, which includes self-attested data that could not be verified by the auditors.</p>

⁵⁰ The 152 items that were reviewed included 28 items that were deemed individually important. These items were tested 100% and removed from the population. The other 124 items were selected from the remaining population.

⁵¹ Once eligibility has been determined, beneficiaries are placed into groups; the two errors identified in our sample were placed in to the Medicaid to Families with Dependent Children (MAF-C) group instead of the Family Planning (MAF-D) group and beneficiaries in the MAF-C group are entitled to receive services that are beyond those in the MAF-D group.

⁵² 2 CFR 200.516(a)(3) requires auditors to report known questioned costs when likely questioned costs are greater than \$25,000 for a type of compliance requirement for a major program.

⁵³ Approximately \$4.7 billion, or 33%, of total Medicaid payments were for beneficiaries whose eligibility was determined using the MAGI methodology.

93.778 MEDICAL ASSISTANCE PROGRAM (continued)**III. Federal Award Findings and Questioned Costs**

U.S. Department of Health and Human Services

N.C. Department of Health and Human Services

For the Fiscal Year Ended June 30, 2021

Type of Finding/ Questioned Costs	Findings and Recommendations
	<p>According to the Department, the eligibility errors occurred because of inaccurate application of established eligibility policies by the county DSS staff. The county DSS staff utilize NC FAST⁵⁴ to input data and make eligibility determinations; however, the Department is responsible for establishing the eligibility determination policies, maintaining NC FAST, and facilitating training.</p> <p>Federal regulations⁵⁵ require that the Department, or its designee, determine eligibility for all individuals applying for or receiving benefits in accordance with eligibility requirements defined in the approved state plan.</p> <p>Further, federal regulations⁵⁶ require that documentation be obtained as needed to determine if a beneficiary meets specific income standards and documentation must be maintained to support eligibility determinations.</p> <p><i>Federal Award Information:</i> Federal Awarding Agency: U.S. Department of Health and Human Services; Assistance Listing Number (title): 93.778 (Medical Assistance Program (Medicaid; Title XIX)); Federal Award Identification Numbers (award periods): 2005NC5MAP (October 1, 2019 – September 30, 2020) and 2105NC5MAP (October 1, 2020 – September 30, 2021).</p> <p><i>Recommendation:</i> Department management should analyze each error to specifically identify why the errors occurred and develop additional training or establish other procedures as necessary to prevent future errors from occurring.</p> <p><i>Views of Responsible Officials of the Auditee:</i> The Department agrees with this finding. As required by the North Carolina Legislature, the Department has delegated the administration of Medicaid eligibility determinations to the 100 local county offices of the Division of Social Services (DSS). The Department provides the NC FAST system, issues eligibility policies, facilitates training and provides technical support to the county DSS' to enable their administration of eligibility determinations. Using CMS's PERM standards as a model, the Department set an acceptable error rate of 3.2% for the accuracy of county eligibility determinations. The Department monitors the accuracy of each county's eligibility determinations and implements accuracy improvement plans as necessary. As part of the monitoring process, the Department engages with the counties to determine if adjustments are needed to policy, training facilitation or the NC FAST system. The Department has reviewed the specific errors</p>

⁵⁴ The North Carolina Families Accessing Services Through Technology (NC FAST) is the eligibility system used in the Medicaid Program.

⁵⁵ 42 CFR 431.10(b)(3).

⁵⁶ 42 CFR 435.

93.778 MEDICAL ASSISTANCE PROGRAM (continued)**III. Federal Award Findings and Questioned Costs**

U.S. Department of Health and Human Services

N.C. Department of Health and Human Services

For the Fiscal Year Ended June 30, 2021

	Type of Finding/ Questioned Costs	Findings and Recommendations
		identified in the audit and will take appropriate steps to correct the improper eligibility determinations.
2021-023	Special Tests and Provisions: Significant Deficiency	<p data-bbox="553 674 1422 699"><u>Deficiencies in the Medicaid Provider Enrollment and Termination Process</u></p> <p data-bbox="553 737 1481 856">The Department of Health and Human Services' (Department) contracted agent did not properly screen and enroll Medicaid providers. The Department paid approximately \$14.1 billion in Medicaid funds to 18,048 providers during the fiscal year ended June 30, 2021.</p> <p data-bbox="553 894 1481 1066">The Division of Health Benefits⁵⁷ (DHB) contracts with General Dynamics Information Technology (GDIT) to screen and enroll providers. However, the Department is responsible for establishing the enrollment screening policies and procedures and monitoring GDIT's work. GDIT performed screening and enrollment activities⁵⁸ on 4,187 providers that were paid \$3.7 billion during the audit period.</p> <p data-bbox="553 1104 1481 1224">Auditors examined the enrollment screening documentation maintained in NCTracks⁵⁹ for a sample of 93 paid providers that had screening and enrollment activities during the audit period. Auditors found one or more errors in nine (9.7%) provider records. Specifically:</p> <ul data-bbox="602 1262 1481 1690" style="list-style-type: none"> <li data-bbox="602 1262 1481 1434">• In seven (7.5%) provider records, GDIT searches of the Centers for Medicare and Medicaid Services (CMS) Adverse Action Report and the North Carolina Provider Penalty database were performed using incorrect Social Security Numbers (SSN), Employer Identification Numbers (EIN), or National Provider Information (NPI)⁶⁰ and some searches excluded relevant information such as name, SSN and EIN. <li data-bbox="602 1461 1481 1581">• In one (1.1%) provider record, there was no evidence that GDIT performed a background check or searched the CMS Adverse Action Report or the North Carolina Provider Penalty database for a new owner. <li data-bbox="602 1608 1481 1690">• In one (1.1%) provider record, there was no evidence that GDIT verified whether an out-of-state provider was eligible to participate in their state's Medicaid program.

⁵⁷ The Division of Health Benefits is the division within the Department that is responsible for administering the Medicaid program.

⁵⁸ Screening and enrollment activities included initial enrollments, re-enrollments, or other provider change requests.

⁵⁹ NCTracks is the Department's multi-payer Medicaid management information system. Providers use NCTracks to complete the enrollment application to become a licensed provider in North Carolina.

⁶⁰ NPI is a unique 10-digit number used to identify health care providers.

93.778 MEDICAL ASSISTANCE PROGRAM (continued)**III. Federal Award Findings and Questioned Costs**

U.S. Department of Health and Human Services

N.C. Department of Health and Human Services

For the Fiscal Year Ended June 30, 2021

Type of Finding/ Questioned Costs	Findings and Recommendations
	<p>Provider enrollment screening is an important tool in preventing fraud. When providers are not screened and enrolled properly, it increases the risk that ineligible providers will be paid for services provided to Medicaid program recipients. Keeping ineligible providers from enrolling in the state's Medicaid program also reduces the likelihood that resources will be needed to identify and recover overpayments from such providers.</p> <p>According to Department management, the errors occurred during the provider enrollment screening process because of GDIT's failure to follow established procedures even though the information was available in NCTracks that would have allowed them to perform the enrollment screening procedures correctly.</p> <p>Federal regulations require that providers be screened and enrolled in accordance with 42 CFR part 455, subpart E. Specifically, the state Medicaid agency:</p> <ul style="list-style-type: none"> • Is to confirm the identity and determine the exclusion status of providers and any person with an ownership or control interest or who is an agent or managing employee of the provider through routine checks of federal databases.⁶¹ • Is to require providers to consent to criminal background checks, including fingerprinting checks when required to do so under state law or by the level screening based on fraud, waste, or abuse, as determined for that category of provider.⁶² • May rely on the results of the provider screening performed by the Medicaid agencies of other states.⁶³ <p>The North Carolina State Plan⁶⁴ (Plan) also requires the Medicaid state agency to check any other databases as the Secretary may prescribe such as the online North Carolina Provider Penalty Tracking database that is maintained by the Department.</p> <p>This finding was previously reported in the 2020 Statewide Single Audit as finding number 2020-039.</p>

⁶¹ 42 CFR 455.436(a).⁶² 42 CFR 455.434(a).⁶³ 42 CFR 455.410(c)(2).⁶⁴ The State Plan is an agreement between a state and the federal government describing how that state administers its Medicaid program.

93.778 MEDICAL ASSISTANCE PROGRAM (continued)**III. Federal Award Findings and Questioned Costs**

U.S. Department of Health and Human Services

N.C. Department of Health and Human Services

For the Fiscal Year Ended June 30, 2021

Type of Finding/ Questioned Costs	Findings and Recommendations
	<p><i>Federal Award Information:</i> Federal Awarding Agency: U.S. Department of Health and Human Services; Assistance Listing Number (title): 93.778 (Medical Assistance Program (Medicaid; Title XIX)); Federal Award Identification Numbers (award periods): 2005NC5MAP (October 1, 2019 – September 30, 2020) and 2105NC5MAP (October 1, 2020 – September 30, 2021).</p> <p><i>Recommendation:</i> Department management should analyze the errors and re-evaluate their monitoring procedures as necessary to prevent future errors from occurring.</p> <p>In addition, Department management should determine if GDIT's failure to follow established enrollment screening policies and procedures is an indicator that they are not meeting the terms and conditions of their contract with the Department.</p> <p><i>Views of Responsible Officials of the Auditee:</i> The Department agrees with this finding. In response to the State Fiscal Year 2020 (SFY2020) finding, the Department analyzed the errors noted and implemented additional monitoring procedures to ensure GDIT was properly conducting the manual screening processes. Additionally, the Department initiated development of a system enhancement to automate the searches of the NC Provider Penalty Tracking Database and the CMS Adverse Action Report. The Department made great progress, as evidenced by the reduction in the error rate since the prior audit and continues in our effort to reduce errors.</p> <p>The system enhancement was implemented on January 30, 2022. This enhancement will further reduce the potential for human keying errors as well as provide the Department with an additional reporting tool to improve monitoring efforts over provider screening. The Department has reviewed the specific errors identified in the audit and has taken appropriate steps to correct the provider records.</p>

Summary of Findings and Questioned Costs

**Summary of Findings and Questioned Costs
By Federal Agency**

For the Fiscal Year Ended June 30, 2021

Federal Agency	ALN	Finding Number	Finding	Questioned Costs	
U.S. Department of Treasury:	21.019	2021-001	Inadequate Monitoring of Coronavirus Relief Funds	\$ -	
				-	
	21.023	2021-002	Errors in Program Spending	1,341,695	
		2021-003	Inaccurate Reporting	-	
				1,341,695	
Total Federal Agency			1,341,695		
U.S. Department of Education:	84.063	2021-004	Enrollment Status Reporting Errors	-	
		2021-005	Enrollment Status Reporting Errors	-	
		2021-006	Financial Aid Exceeded Student Needs	-	
		2021-007	Enrollment Status Reporting Errors	-	
		2021-008	Enrollment Status Reporting Errors	-	
	84.268	2021-009	Failure to Notify Loan Recipients of Their Right to Cancel Loans	-	
		2021-010	Enrollment Status Reporting Errors	-	
		2021-011	Financial Aid Exceeded Student Needs	368	
		2021-012	Enrollment Status Reporting Errors	-	
		2021-013	Enrollment Status Reporting Errors	-	
	84.425D	2021-014	Inaccurate Annual Reporting	-	
		2021-015	Errors in FFATA Reporting	-	
		2021-016	Inadequate Monitoring	-	
				-	
	Total Federal Agency			368	
	U.S. Department of Health and Human Services:	93.323	2021-017	Errors in FFATA Reporting	-
			2021-018	Inadequate Monitoring of Local Health Departments	-
		93.568	2021-019	Weatherization Funds Were Overspent	307,991
			2021-020	Errors in FFATA Reporting	-
93.778		2021-021	Errors in Medicaid Provider Billing and Payment Process	292	
		2021-022	Deficiencies in the Medicaid Eligibility Determination Process	2,109	
		2021-023	Deficiencies in the Medicaid Provider Enrollment and Termination Process	-	
				2,401	
Total Federal Agency			310,392		
Total Questioned Costs			\$ 1,652,455		

**Summary of Findings and Questioned Costs
By State Agency**

For the Fiscal Year Ended June 30, 2021

State Agency		Finding Numbers	Questioned Costs
Davidson-Davie Community College:	1 Failure to Notify Direct Loan Recipients of Their Right to Cancel Loans	2021-009	\$ -
		Total State Agency	-
Forsyth Technical Community College:	2 Enrollment Status Reporting Errors	2021-004, 2021-010	-
		Total State Agency	-
Health and Human Services:	3 Errors in FFATA Reporting	2021-017	-
	4 Inadequate Monitoring of Local Health Departments	2021-018	-
	5 Weatherization Funds Were Overspent	2021-019	307,991
	6 Errors in FFATA Reporting	2021-020	-
	7 Errors in Medicaid Provider Billing and Payment Process	2021-021	292
	8 Deficiencies in the Medicaid Eligibility Determination Process	2021-022	2,109
	9 Deficiencies in the Medicaid Provider Enrollment and Termination Process	2021-023	-
		Total State Agency	310,392
Office of the Governor - Office of State Budget and Management	10 Inadequate Monitoring of Coronavirus Relief Funds	2021-001	-
		Total State Agency	-
Pamlico Community College:	11 Enrollment Status Reporting Errors	2021-005	-
		Total State Agency	-
Pitt Community College:	12 Financial Aid Exceeded Student Needs	2021-006, 2021-011	368
	13 Enrollment Status Reporting Errors	2021-007, 2021-012	-
		Total State Agency	368
Public Instruction:	14 Inaccurate Annual Reporting	2021-014	-
	15 Errors in FFATA Reporting	2021-015	-
	16 Inadequate Monitoring	2021-016	-
		Total State Agency	-
Public Safety:	17 Errors in Program Spending	2021-002	1,341,695
	18 Inaccurate Reporting	2021-003	-
		Total State Agency	1,341,695

**Summary of Findings and Questioned Costs
By State Agency**

For the Fiscal Year Ended June 30, 2021

State Agency		Finding Numbers	Questioned Costs
University of North Carolina at Greensboro:	19 Enrollment Status Reporting Errors	2021-008, 2021-013	-
		Total State Agency	-
		Total Questioned Costs	\$ 1,652,455

AUDITEE'S SECTION

**Schedule of Expenditures of Federal Awards
For the Year Ended June 30, 2021**

**Prepared by
Office of the State Controller**

SCHEDULE OF EXPENDITURES OF FEDERAL AWARDS (SUMMARY)

For the Fiscal Year Ended June 30, 2021

Federal				
Cluster/	Program	Subrecipient		
ALN	Expenditures	Expenditures	Cluster Title/	ALN Title
AGEC	\$ 50,817,734	\$ 45,156,484	Aging Cluster	
CCDF	480,483,234	40,513,258	CCDF Cluster	
CDBG	39,777		CDBG - Entitlement Grants Cluster	
CHNC	576,542,257	576,079,996	Child Nutrition Cluster	
CWSR	28,590,000	28,341,051	Clean Water State Revolving Fund Cluster	
DISI	58,139,819		Disability Insurance/SSI Cluster	
DWSR	28,554,071	21,482,159	Drinking Water State Revolving Fund Cluster	
EFAC	47,901,732	47,042,636	Food Distribution Cluster	
EMPS	32,355,356		Employment Service Cluster	
F&WC	29,969,974	1,428,750	Fish and Wildlife Cluster	
FEDT	9,187,309	9,183,209	Federal Transit Cluster	
FGSC	708,366		Foster Grandparent/Senior Companion Cluster	
FMCSA	10,074,084		FMCSA Cluster	
HCCL	3,798,025	2,476,363	Health Center Program Cluster	
HEAD	295,365		Head Start Cluster	
HPCC	1,372,425,106	75,623,475	Highway Planning and Construction Cluster	
HVCL	4,914,079	4,272,904	Housing Voucher Cluster	
HWSC	13,139,262	3,178,513	Highway Safety Cluster	
MEDC	12,263,445,329	266,730,043	Medicaid Cluster	
PWED	3,569,295		Economic Development Cluster	
RD	1,043,978,411	171,979,033	Research and Development Cluster	
SFAC	1,877,819,263		Student Financial Assistance Programs Cluster	
SNAP	3,540,309,074	102,117,392	SNAP Cluster	
SPED	330,349,656	303,082,443	Special Education Cluster (IDEA)	
TRIO	21,839,002		TRIO Cluster	
TSPC	2,439,919	2,085,398	Transit Services Programs Cluster	
WIOA	93,010,248	67,148,508	WIOA Cluster	
10.001	78,687		Agricultural Research Basic and Applied Research	
10.025	1,776,525		Plant and Animal Disease, Pest Control, and Animal Care	
10.163	137,510	74,910	Market Protection and Promotion	
10.170	1,058,703	721,544	Specialty Crop Block Grant Program - Farm Bill	
10.175	28,891		Farmers Market and Local Food Promotion Program	
10.178	33,174,682	32,995,110	Trade Mitigation Program Eligible Recipient Agency Operational Funds	
10.200	21,212		Grants for Agricultural Research, Special Research Grants	
10.202	953,999		Cooperative Forestry Research	
10.203	7,025,978		Payments to Agricultural Experiment Stations Under the Hatch Act	
10.206	2,932,469	21,636	Grants for Agricultural Research Competitive Research Grants	
10.207	220,407		Animal Health and Disease Research	
10.210	111,780		Higher Education – Graduate Fellowships Grant Program	
10.215	8,280		Sustainable Agriculture Research and Education	
10.216	303,448	35,000	1890 Institution Capacity Building Grants	
10.220	25,522		Higher Education - Multicultural Scholars Grant Program	
10.250	124,067		Agricultural and Rural Economic Research, Cooperative Agreements and Collaborations	
10.304	40,901		Homeland Security Agricultural	
10.310	439,474		Agriculture and Food Research Initiative (AFRI)	
10.311	124,977		Beginning Farmer and Rancher Development Program	
10.319	34,374		Farm Business Management and Benchmarking Competitive Grants Program	
10.329	1,401,643	351,523	Crop Protection and Pest Management Competitive Grants Program	
10.351	4,944	4,429	Rural Business Development Grant	
10.435	85,473		State Mediation Grants	
10.475	3,798,107		Cooperative Agreements with States for Intrastate Meat and Poultry Inspection	
10.479	44,743		Food Safety Cooperative Agreements	
10.500	3,767,286	235,769	Cooperative Extension Service	
10.514	43,641		Expanded Food and Nutrition Education Program	
10.515	(64)		Renewable Resources Extension Act and National Focus Fund Projects	
10.522	179,085	25,581	Food and Agriculture Service Learning Program	
10.523	9,578		Centers of Excellence at 1890 Institutions	
10.527	603		New Beginnings for Tribal Students	
10.541	224,880		Child Nutrition-Technology Innovation Grant	
10.542	855,222,042		Pandemic EBT Food Benefits	
10.557	149,991,090	46,608,821	WIC Special Supplemental Nutrition Program for Women, Infants, and Children	
10.558	84,052,367	82,718,722	Child and Adult Care Food Program	
10.560	9,398,855		State Administrative Expenses for Child Nutrition	
10.572	109,156		WIC Farmers' Market Nutrition Program (FMNP)	
10.576	80,534		Senior Farmers Market Nutrition Program	

SCHEDULE OF EXPENDITURES OF FEDERAL AWARDS (SUMMARY)

For the Fiscal Year Ended June 30, 2021

Federal			
Cluster/	Program	Subrecipient	
ALN	Expenditures	Expenditures	Cluster Title/ ALN Title
10.582	4,331,726		Fresh Fruit and Vegetable Program
10.649	1,741,892		Pandemic EBT Administrative Costs
10.652	511,983		Forestry Research
10.664	3,072,123	333,897	Cooperative Forestry Assistance
10.674	161,609		Wood Utilization Assistance
10.676	4,406		Forest Legacy Program
10.678	22,006		Forest Stewardship Program
10.680	436,114		Forest Health Protection
10.683	55,050	50,116	National Fish and Wildlife Foundation
10.684	(2,941)		International Forestry Programs
10.699	276,352		Partnership Agreements
10.707	23,356		Research Joint Venture and Cost Reimbursable Agreements
10.855	2,138,777		Distance Learning and Telemedicine Loans and Grants
10.868	5,809		Rural Energy for America Program
10.902	110,486		Soil and Water Conservation
10.912	7,421		Environmental Quality Incentives Program
10.923	668,550		Emergency Watershed Protection Program
10.960	(626)		Technical Agricultural Assistance
10.U01	940,766		U. S. Department of Agriculture
10.U02	2,546		U. S. Department of Agriculture
10.U03	6,345		U. S. Department of Agriculture
10.U04	7,146		U. S. Department of Agriculture
11.020	257,850		Cluster Grants
11.303	144,166		Economic Development Technical Assistance
11.407	52,274		Interjurisdictional Fisheries Act of 1986
11.417	646,246	367,264	Sea Grant Support
11.419	2,652,171		Coastal Zone Management Administration Awards
11.420	788,002		Coastal Zone Management Estuarine Research Reserves
11.427	6,990		Fisheries Development and Utilization Research and Development Grants and Cooperative Agreements Program
11.431	148,014	71,258	Climate and Atmospheric Research
11.434	116,907		Cooperative Fishery Statistics
11.435	90,881		Southeast Area Monitoring and Assessment Program
11.439	99,898		Marine Mammal Data Program
11.468	228,459		Applied Meteorological Research
11.472	35,605	2,269	Unallied Science Program
11.473	32,083		Office for Coastal Management
11.474	216,879		Atlantic Coastal Fisheries Cooperative Management Act
11.478	2,470		Center for Sponsored Coastal Ocean Research Coastal Ocean Program
11.549	215,404		State and Local Implementation Grant Program
11.609	115,292		Measurement and Engineering Research and Standards
11.611	4,438,207	952,747	Manufacturing Extension Partnership
11.619	1,262		Arrangements for Interdisciplinary Research Infrastructure
11.U01	3,127		U. S. Department of Commerce
12.002	609,120		Procurement Technical Assistance For Business Firms
12.300	899,111		Basic and Applied Scientific Research
12.357	203,021		ROTC Language and Culture Training Grants
12.400	855,868		Military Construction, National Guard
12.401	39,977,176		National Guard Military Operations and Maintenance (O&M) Projects
12.404	4,065,277		National Guard ChalleNGe Program
12.420	344,942		Military Medical Research and Development
12.431	675,960	28,580	Basic Scientific Research
12.560	91,285		DOD, NDEP, DOTC-STEM Education Outreach Implementation
12.598	289,181	30,404	Centers for Academic Excellence
12.610	73,236		Community Economic Adjustment Assistance for Compatible Use and Joint Land Use Studies
12.617	776,852		Economic Adjustment Assistance for State Governments
12.630	642,518	245,724	Basic, Applied, and Advanced Research in Science and Engineering
12.800	661,775		Air Force Defense Research Sciences Program
12.900	30,147		Language Grant Program
12.902	192,640		Information Security Grants
12.903	32,017		GenCyber Grants Program
12.905	71,737		CyberSecurity Core Curriculum
12.910	10,000		Research and Technology Development
12.U01	1,511,423		U. S. Department of Defense
12.U02	135,813	135,813	U. S. Department of Defense
12.U03	42,470		U. S. Department of Defense
12.U04	8,131		U. S. Department of Defense

SCHEDULE OF EXPENDITURES OF FEDERAL AWARDS (SUMMARY)

For the Fiscal Year Ended June 30, 2021

Federal			
Cluster/	Program	Subrecipient	
ALN	Expenditures	Expenditures	Cluster Title/ ALN Title
12.U05	26,635		U. S. Department of Defense
12.U06	42,146		U. S. Department of Defense
12.U07	37,736		U. S. Department of Defense
12.U08	47,709		U. S. Department of Defense
12.U09	41,602		U. S. Department of Defense
12.U10	27,013		U. S. Department of Defense
12.U11	582		U. S. Department of Defense
12.U12	37,364		U. S. Department of Defense
12.U13	83,946		U. S. Department of Defense
12.U14	5,001		U. S. Department of Defense
12.U15	2,346		U. S. Department of Defense
12.U16	70,730		U. S. Department of Defense
12.U17	38,640		U. S. Department of Defense
12.U18	6,221		U. S. Department of Defense
12.U19	7,070		U. S. Department of Defense
12.U20	5,334		U. S. Department of Defense
12.U21	66,844		U. S. Department of Defense
14.171	155,450		Manufactured Home Dispute Resolution
14.228	165,245,324	84,070,036	Community Development Block Grants/State's program and Non-Entitlement Grants in Hawaii
14.231	8,984,087	8,670,671	Emergency Solutions Grant Program
14.241	2,030,749	2,018,923	Housing Opportunities for Persons with AIDS
14.401	109,538		Fair Housing Assistance Program State and Local
14.900	2,294		Lead-Based Paint Hazard Control in Privately-Owned Housing
15.506	8,320		Water Desalination Research and Development
15.608	175,306		Fish and Wildlife Management Assistance
15.614	425,000		Coastal Wetlands Planning, Protection and Restoration
15.615	352,597	33,026	Cooperative Endangered Species Conservation Fund
15.616	105,428	67,000	Clean Vessel Act
15.622	131,948		Sportfishing and Boating Safety Act
15.630	99,692		Coastal
15.631	12,490		Partners for Fish and Wildlife
15.634	1,447,837	37,002	State Wildlife Grants
15.657	148,144	28,652	Endangered Species Recovery Implementation
15.669	22,574		Cooperative Landscape Conservation
15.674	219		National Fire Plan-Wildland Urban Interface Community Fire Assistance
15.684	39,991		White-nose Syndrome National Response Implementation
15.808	65,670		U.S. Geological Survey Research and Data Collection
15.810	179,370		National Cooperative Geologic Mapping
15.814	23,146		National Geological and Geophysical Data Preservation
15.820	18,534		National and Regional Climate Adaptation Science Centers
15.904	3,077,008	60,171	Historic Preservation Fund Grants-In-Aid
15.926	41,880		American Battlefield Protection
15.939	780		Heritage Partnership
15.945	253,511		Cooperative Research and Training Programs – Resources of the National Park System
15.957	209,812		Emergency Supplemental Historic Preservation Fund
15.U01	18,193		U. S. Department of Interior
15.U02	49,613		U. S. Department of Interior
15.U03	78,187		U. S. Department of Interior
15.U04	51,996		U. S. Department of Interior
16.017	669,790	669,790	Sexual Assault Services Formula Program
16.034	2,240,729	218,860	Coronavirus Emergency Supplemental Funding Program
16.525	135,881	32,257	Grants to Reduce Domestic Violence, Dating Violence, Sexual Assault, and Stalking on Campus
16.540	412,384	274,318	Juvenile Justice and Delinquency Prevention
16.543	588,061		Missing Children's Assistance
16.550	85,065		State Justice Statistics Program for Statistical Analysis Centers
16.554	53,860		National Criminal History Improvement Program (NCHIP)
16.560	344,994		National Institute of Justice Research, Evaluation, and Development Project Grants
16.575	81,359,567	59,316,175	Crime Victim Assistance
16.576	2,040,626	1,804,821	Crime Victim Compensation
16.585	265,045		Drug Court Discretionary Grant Program
16.588	4,760,459	3,334,051	Violence Against Women Formula Grants
16.590	151,718		Grants to Encourage Arrest Policies and Enforcement of Protection Orders Program
16.593	255,353		Residential Substance Abuse Treatment for State Prisoners
16.710	3,473,832	74,539	Public Safety Partnership and Community Policing Grants
16.726	49,855		Juvenile Mentoring Program
16.735	7,928		PREA Program: Strategic Support for PREA Implementation

SCHEDULE OF EXPENDITURES OF FEDERAL AWARDS (SUMMARY)

For the Fiscal Year Ended June 30, 2021

Federal			
Cluster/	Program	Subrecipient	
ALN	Expenditures	Expenditures	Cluster Title/ ALN Title
16.738	4,945,733	3,322,551	Edward Byrne Memorial Justice Assistance Grant Program
16.741	105,525		DNA Backlog Reduction Program
16.742	523,036		Paul Coverdell Forensic Sciences Improvement Grant Program
16.751	62,797		Edward Byrne Memorial Competitive Grant Program
16.752	306,803		Economic, High-Tech, and Cyber Crime Prevention
16.756	57,200		Court Appointed Special Advocates
16.758	4,850		Improving the Investigation and Prosecution of Child Abuse and the Regional and Local Children's Advocacy Centers
16.812	320,869		Second Chance Act Reentry Initiative
16.816	3,057	3,057	John R. Justice Prosecutors and Defenders Incentive Act
16.820	168,946		Postconviction Testing of DNA Evidence
16.830	70,961		Girls in the Juvenile Justice System
16.833	363,510		National Sexual Assault Kit Initiative
16.836	108,615		Indigent Defense
16.838	35,925		Comprehensive Opioid, Stimulant, and Substance Abuse Program
16.839	111,471	28,133	STOP School Violence
16.922	1,927,781		Equitable Sharing Program
17.002	1,474,459		Labor Force Statistics
17.005	176,330		Compensation and Working Conditions
17.225	7,409,126,649		Unemployment Insurance
17.235	1,847,279	1,744,719	Senior Community Service Employment Program
17.245	2,366,192		Trade Adjustment Assistance
17.261	408,335		WIOA Pilots, Demonstrations, and Research Projects
17.265	290,841	64,931	Native American Employment and Training
17.268	1,362,415	576,282	H-1B Job Training Grants
17.271	563,858		Work Opportunity Tax Credit Program (WOTC)
17.273	510,315		Temporary Labor Certification for Foreign Workers
17.274	479,160		YouthBuild
17.277	2,084,446	1,956,481	WIOA National Dislocated Worker Grants / WIA National Emergency Grants
17.281	1,279,962		WIOA Dislocated Worker National Reserve Technical Assistance and Training
17.285	829,638	384,749	Apprenticeship USA Grants
17.287	634,939		Job Corps Experimental Projects and Technical Assistance
17.502	147,456		Occupational Safety and Health Susan Harwood Training Grants
17.503	5,970,062		Occupational Safety and Health State Program
17.504	1,591,146		Consultation Agreements
17.600	119,570		Mine Health and Safety Grants
19.009	8,627		Academic Exchange Programs - Undergraduate Programs
19.040	272,474	186,090	Public Diplomacy Programs
19.400	58,076		Academic Exchange Programs - Graduate Students
19.900	62,547		AEECA/ESF PD Programs
19.U01	241		U. S. Department of State
19.U02	13,019		U. S. Department of State
19.U03	18		U. S. Department of State
19.U04	27,529		U. S. Department of State
20.106	22,104,170	22,002,025	Airport Improvement Program
20.200	205,673		Highway Research and Development Program
20.215	243,823		Highway Training and Education
20.232	51,163		Commercial Driver's License Program Implementation Grant
20.301	202		Railroad Safety
20.314	493,987		Railroad Development
20.319	154,010		High-Speed Rail Corridors and Intercity Passenger Rail Service – Capital Assistance Grants
20.505	1,293,657	1,290,332	Metropolitan Transportation Planning and State and Non-Metropolitan Planning and Research
20.509	57,134,939	54,115,886	Formula Grants for Rural Areas and Tribal Transit Program
20.527	(9)		Public Transportation Emergency Relief Program
20.528	310,691		Rail Fixed Guideway Public Transportation System State Safety Oversight Formula Grant Program
20.614	80,224		National Highway Traffic Safety Administration (NHTSA) Discretionary Safety Grants and Cooperative Agreements
20.615	1,706,154		E-911 Grant Program
20.700	708,212		Pipeline Safety Program State Base Grant
20.701	759,600	533,532	University Transportation Centers Program
20.933	11,256,025	1,783,887	National Infrastructure Investments
20.U01	(289)		U. S. Department of Transportation
20.U02	5,640	4,476	U. S. Department of Transportation
20.U03	13,916		U. S. Department of Transportation
20.U04	19,167		U. S. Department of Transportation
21.008	46,218		Low Income Taxpayer Clinics
21.016	597,148		Equitable Sharing

SCHEDULE OF EXPENDITURES OF FEDERAL AWARDS (SUMMARY)

For the Fiscal Year Ended June 30, 2021

Federal			
Cluster/	Program	Subrecipient	
ALN	Expenditures	Expenditures	Cluster Title/ ALN Title
21.019	2,926,934,552	961,533,828	Coronavirus Relief Fund
21.023	75,405,676		Emergency Rental Assistance Program
21.026	180,376		Homeowner Assistance Fund
21.027	32,310		Coronavirus State and Local Fiscal Recovery Funds
21.U01	40,271		U. S. Department of Treasury
21.U02	49,000		U. S. Department of Treasury
21.U03	29,851		U. S. Department of Treasury
21.U04	21,000		U. S. Department of Treasury
21.U05	14,000		U. S. Department of Treasury
21.U06	49,422		U. S. Department of Treasury
21.U07	49,380		U. S. Department of Treasury
21.U08	48,020		U. S. Department of Treasury
21.U09	48,675		U. S. Department of Treasury
23.001	283,346		Appalachian Regional Development (See individual Appalachian Programs)
23.002	858,153		Appalachian Area Development
23.011	637,594	533,326	Appalachian Research, Technical Assistance, and Demonstration Projects
30.U01	54,340		U. S. Equal Employment Opportunity Commission
39.003	951,078		Donation of Federal Surplus Personal Property
43.001	10,280		Science
43.003	4,684		Exploration
43.008	353,267	58,796	Office of Stem Engagement (OSTEM)
43.U01	49,375		U. S. National Aeronautics and Space Administration
43.U02	50,100		U. S. National Aeronautics and Space Administration
43.U03	368		U. S. National Aeronautics and Space Administration
43.U04	30,900		U. S. National Aeronautics and Space Administration
43.U05	365,574	158,124	U. S. National Aeronautics and Space Administration
45.024	63,108		Promotion of the Arts Grants to Organizations and Individuals
45.025	1,632,676	1,476,847	Promotion of the Arts Partnership Agreements
45.129	8,050		Promotion of the Humanities Federal/State Partnership
45.162	332,093		Promotion of the Humanities Teaching and Learning Resources and Curriculum Development
45.164	113,223		Promotion of the Humanities Public Programs
45.169	6,636		Promotion of the Humanities Office of Digital Humanities
45.301	55,290		Museums for America
45.309	54,186		Museum Grants for African American History and Culture
45.310	5,311,019	3,687,693	Grants to States
45.312	253,634	3,187	National Leadership Grants
47.041	2,221,732	98,246	Engineering
47.049	1,225,066	12,265	Mathematical and Physical Sciences
47.050	459,725	24,877	Geosciences
47.070	3,731,664	742,837	Computer and Information Science and Engineering
47.074	1,337,460		Biological Sciences
47.075	593,328	37,117	Social, Behavioral, and Economic Sciences
47.076	8,053,932	415,481	Education and Human Resources
47.079	13,664		Office of International Science and Engineering
47.083	758,533	384,796	Integrative Activities
47.U01	16,113		U. S. National Science Foundation
47.U02	35,712		U. S. National Science Foundation
59.037	6,183,324		Small Business Development Centers
59.044	286,396		Veterans Outreach Program
64.005	21,390,302		Grants to States for Construction of State Home Facilities
64.028	5,258,087		Post-9/11 Veterans Educational Assistance
64.033	2,658		VA Supportive Services for Veteran Families Program
64.124	407,296		All-Volunteer Force Educational Assistance
64.203	611,527		Veterans Cemetery Grants Program
64.U01	4,127		U. S. Department of Veterans Affairs
64.U02	4,551		U. S. Department of Veterans Affairs
66.001	2,066,426		Air Pollution Control Program Support
66.032	187,001		State Indoor Radon Grants
66.034	1,037,994		Surveys, Studies, Research, Investigations, Demonstrations, and Special Purpose Activities Relating to the Clean Air Act
66.040	86,358		State Clean Diesel Grant Program
66.204	3,183		Multipurpose Grants to States and Tribes
66.419	8,383,203		Water Pollution Control State, Interstate, and Tribal Program Support
66.432	3,184,444		State Public Water System Supervision
66.433	53,214		State Underground Water Source Protection
66.444	479,743		Lead Testing in School and Child Care Program Drinking Water (SDWA 1464(d))
66.454	247,361		Water Quality Management Planning

SCHEDULE OF EXPENDITURES OF FEDERAL AWARDS (SUMMARY)

For the Fiscal Year Ended June 30, 2021

Federal			
Cluster/	Program	Subrecipient	
ALN	Expenditures	Expenditures	Cluster Title/ ALN Title
66.456	727,091		National Estuary Program
66.460	3,377,745		Nonpoint Source Implementation Grants
66.461	44,137	5,454	Regional Wetland Program Development Grants
66.462	168,899		National Wetland Program Development Grants and Five-Star Restoration Training Grant
66.516	13,849		P3 Award: National Student Design Competition for Sustainability
66.605	752,851		Performance Partnership Grants
66.701	109,598		Toxic Substances Compliance Monitoring Cooperative Agreements
66.707	239,685		TSCA Title IV State Lead Grants Certification of Lead-Based Paint Professionals
66.708	64,966		Pollution Prevention Grants Program
66.716	19,309		Research, Development, Monitoring, Public Education, Outreach, Training, Demonstrations, and Studies
66.801	2,814,431		Hazardous Waste Management State Program Support
66.802	1,579,917		Superfund State, Political Subdivision, and Indian Tribe Site-Specific Cooperative Agreements
66.804	665,025		Underground Storage Tank (UST) Prevention, Detection, and Compliance Program
66.805	2,714,773		Leaking Underground Storage Tank Trust Fund Corrective Action Program
66.U01	12,176		U. S. Environmental Protection Agency
77.008	164,392		U.S. Nuclear Regulatory Commission Scholarship and Fellowship Program
81.041	1,458,778		State Energy Program
81.042	4,560,580	4,283,033	Weatherization Assistance for Low-Income Persons
81.049	23,848		Office of Science Financial Assistance Program
81.057	136,991		University Coal Research
81.086	702,231	158,014	Conservation Research and Development
81.087	913,902	574,556	Renewable Energy Research and Development
81.089	270,290		Fossil Energy Research and Development
81.117	525,004	54,715	Energy Efficiency and Renewable Energy Information Dissemination, Outreach, Training and Technical Analysis/Assistance
81.119	95,999		State Energy Program Special Projects
81.121	351,452		Nuclear Energy Research, Development and Demonstration
81.123	81,035		National Nuclear Security Administration (NNSA) Minority Serving Institutions (MSI) Program
81.128	(1,704)		Energy Efficiency and Conservation Block Grant Program (EECBG)
81.137	181,836		Minority Economic Impact
81.U01	1,507		U. S. Department of Energy
81.U02	21,016		U. S. Department of Energy
81.U03	54,183		U. S. Department of Energy
81.U04	64,532		U. S. Department of Energy
81.U05	48,523		U. S. Department of Energy
81.U06	70,883		U. S. Department of Energy
81.U07	7,220		U. S. Department of Energy
81.U08	22,847		U. S. Department of Energy
81.U09	131,094		U. S. Department of Energy
81.U10	43,948		U. S. Department of Energy
81.U11	56,915		U. S. Department of Energy
81.U12	50,862		U. S. Department of Energy
81.U13	81,828		U. S. Department of Energy
81.U14	55,107		U. S. Department of Energy
81.U15	5,244		U. S. Department of Energy
81.U16	20,287		U. S. Department of Energy
81.U17	179,956		U. S. Department of Energy
81.U18	173,448		U. S. Department of Energy
81.U19	35,355		U. S. Department of Energy
81.U20	67,738		U. S. Department of Energy
81.U21	42,950		U. S. Department of Energy
84.002	32,234,669	30,827,542	Adult Education - Basic Grants to States
84.010	458,665,104	453,130,820	Title I Grants to Local Educational Agencies
84.011	4,670,144	3,895,114	Migrant Education State Grant Program
84.013	608,942	608,942	Title I State Agency Program for Neglected and Delinquent Children and Youth
84.016	29,048		Undergraduate International Studies and Foreign Language Programs
84.031	25,262,122		Higher Education Institutional Aid
84.048	44,433,948	24,264,864	Career and Technical Education -- Basic Grants to States
84.116	212,023		Fund for the Improvement of Postsecondary Education
84.120	256,163		Minority Science and Engineering Improvement
84.126	97,660,451		Rehabilitation Services Vocational Rehabilitation Grants to States
84.129	619,269		Rehabilitation Long-Term Training
84.141	480,240		Migrant Education High School Equivalency Program
84.144	16,741		Migrant Education Coordination Program
84.161	327,916		Rehabilitation Services Client Assistance Program
84.169	380,461	380,461	Independent Living State Grants
84.177	682,660		Rehabilitation Services Independent Living Services for Older Individuals Who are Blind

SCHEDULE OF EXPENDITURES OF FEDERAL AWARDS (SUMMARY)

For the Fiscal Year Ended June 30, 2021

Federal Cluster/ ALN	Program Expenditures	Subrecipient Expenditures	Cluster Title/ ALN Title
84.181	12,678,315	1,099,691	Special Education-Grants for Infants and Families
84.184	119,959		School Safety National Activities (formerly, Safe and Drug-Free Schools and Communities-National Programs)
84.187	462,814		Supported Employment Services for Individuals with the Most Significant Disabilities
84.196	2,420,040		Education for Homeless Children and Youth
84.200	220,059		Graduate Assistance in Areas of National Need
84.224	404,082		Assistive Technology
84.282	5,555,832		Charter Schools
84.287	25,883,780	23,910,045	Twenty-First Century Community Learning Centers
84.299	1,149,125		Indian Education -- Special Programs for Indian Children
84.305	34,498		Education Research, Development and Dissemination
84.323	976,637	912,295	Special Education - State Personnel Development
84.324	341,467		Research in Special Education
84.325	3,075,284	775,898	Special Education - Personnel Development to Improve Services and Results for Children with Disabilities
84.326	3,441,310	993,621	Special Education Technical Assistance and Dissemination to Improve Services and Results for Children with Disabilities
84.334	8,860,248	2,852,041	Gaining Early Awareness and Readiness for Undergraduate Programs
84.335	440,280	8,392	Child Care Access Means Parents in School
84.336	552,416		Teacher Quality Partnership Grants
84.358	3,607,605	3,440,275	Rural Education
84.365	13,691,662	12,708,492	English Language Acquisition State Grants
84.367	51,745,545	49,858,404	Supporting Effective Instruction State Grants (formerly Improving Teacher Quality State Grants)
84.369	8,604,197		Grants for State Assessments and Related Activities
84.373	51,634		Special Education Technical Assistance on State Data Collection
84.377	6,446,800	6,446,564	School Improvement Grants
84.378	85		College Access Challenge Grant Program
84.382	1,677,556		Strengthening Minority-Serving Institutions
84.403	419,740		Consolidated Grant to the Outlying Areas
84.407	151,087	22,484	Transition Programs for Students with Intellectual Disabilities into Higher Education
84.411	239,782		Education Innovation and Research (formerly Investing in Innovation (i3) Fund)
84.423	2,448,890	786,159	Supporting Effective Educator Development Program
84.424	32,076,208	31,720,772	Student Support and Academic Enrichment Program
84.425	970,278,272	398,501,422	Education Stabilization Fund
84.938	1,555,287	1,555,287	Disaster Recovery Assistance for Education
84.U01	128,169	128,169	U. S. Department of Education
84.U02	2		U. S. Department of Education
84.U03	59		U. S. Department of Education
84.U04	96,253		U. S. Department of Education
89.003	48,553		National Historical Publications and Records Grants
90.404	24,046,007	9,894,121	2018 HAVA Election Security Grants
90.500	116,355		International Broadcasting Independent Grantee Organizations
93.041	147,950	147,374	Special Programs for the Aging, Title VII, Chapter 3, Programs for Prevention of Elder Abuse, Neglect, and Exploitation
93.042	535,311	535,311	Special Programs for the Aging, Title VII, Chapter 2, Long Term Care Ombudsman Services for Older Individuals
93.043	711,932	707,321	Special Programs for the Aging, Title III, Part D, Disease Prevention and Health Promotion Services
93.048	797,010	81,988	Special Programs for the Aging, Title IV, and Title II, Discretionary Projects
93.052	6,935,259	5,913,912	National Family Caregiver Support, Title III, Part E
93.059	511,228		Training in General, Pediatric, and Public Health Dentistry
93.069	13,149,177	3,720,678	Public Health Emergency Preparedness
93.070	476,832	9,315	Environmental Public Health and Emergency Response
93.071	980,718	881,869	Medicare Enrollment Assistance Program
93.072	245,817	51,089	Lifespan Respite Care Program
93.074	268,378		Hospital Preparedness Program (HPP) and Public Health Emergency Preparedness (PHEP) Aligned Cooperative Agreements
93.079	67,850		Cooperative Agreements to Promote Adolescent Health through School-Based HIV/STD Prevention and School-Based Surveillance
93.090	573,120	569,120	Guardianship Assistance
93.092	1,262,500	958,367	Affordable Care Act (ACA) Personal Responsibility Education Program
93.103	1,706,592		Food and Drug Administration Research
93.110	2,513,988	2,208,474	Maternal and Child Health Federal Consolidated Programs
93.113	523,973		Environmental Health
93.116	1,632,940	604,816	Project Grants and Cooperative Agreements for Tuberculosis Control Programs
93.118	309,886	172,280	Acquired Immunodeficiency Syndrome (AIDS) Activity
93.124	70,809		Nurse Anesthetist Traineeship
93.127	138,927		Emergency Medical Services for Children

SCHEDULE OF EXPENDITURES OF FEDERAL AWARDS (SUMMARY)

For the Fiscal Year Ended June 30, 2021

Federal Cluster/ ALN	Program Expenditures	Subrecipient Expenditures	Cluster Title/ ALN Title
93.130	221,170		Cooperative Agreements to States/Territories for the Coordination and Development of Primary Care Offices
93.136	9,301,166	4,376,543	Injury Prevention and Control Research and State and Community Based Programs
93.142	1,876		NIEHS Hazardous Waste Worker Health and Safety Training
93.150	511,845	511,845	Projects for Assistance in Transition from Homelessness (PATH)
93.153	622,535		Coordinated Services and Access to Research for Women, Infants, Children, and Youth
93.155	36,431		Rural Health Research Centers
93.165	100,000		Grants to States for Loan Repayment
93.172	88,807	76,057	Human Genome Research
93.191	555,931		Graduate Psychology Education
93.197	551,487		Childhood Lead Poisoning Prevention Projects, State and Local Childhood Lead Poisoning Prevention and Surveillance of Blood Lead Levels in Children
93.211	314,849	8,139	Telehealth Programs
93.217	6,941,172	5,841,726	Family Planning Services
93.234	145,517		Traumatic Brain Injury State Demonstration Grant Program
93.235	919,111		Title V State Sexual Risk Avoidance Education (Title V State SRAE) Program
93.236	204,887		Grants to States to Support Oral Health Workforce Activities
93.240	340,386		State Capacity Building
93.241	575,854	313,107	State Rural Hospital Flexibility Program
93.243	6,190,441	2,382,147	Substance Abuse and Mental Health Services Projects of Regional and National Significance
93.247	872,582		Advanced Nursing Education Workforce Grant Program
93.251	186,138		Early Hearing Detection and Intervention
93.262	180,076	38,730	Occupational Safety and Health Program
93.268	185,190,498	20,934,339	Immunization Cooperative Agreements
93.270	440,436	12,854	Viral Hepatitis Prevention and Control
93.273	26,635		Alcohol Research Programs
93.276	100,980		Drug-Free Communities Support Program Grants
93.279	33,110		Drug Abuse and Addiction Research Programs
93.286	120,410		Discovery and Applied Research for Technological Innovations to Improve Human Health
93.297	221,435	160,253	Teenage Pregnancy Prevention Program
93.301	1,871,980	1,866,010	Small Rural Hospital Improvement Grant Program
93.305	44,535	38,524	PPHF 2018: Office of Smoking and Health-National State-Based Tobacco Control Programs-Financed in part by 2018 Prevention and Public Health funds (PPHF)
93.307	63,620		Minority Health and Health Disparities Research
93.314	78,806		Early Hearing Detection and Intervention Information System (EHDI-IS) Surveillance Program
93.323	208,779,155	48,110,518	Epidemiology and Laboratory Capacity for Infectious Diseases (ELC)
93.324	1,549,362	720,209	State Health Insurance Assistance Program
93.327	44,627		Demonstration Grants for Domestic Victims of Human Trafficking
93.334	34,773		The Healthy Brain Initiative: Technical Assistance to Implement Public Health Actions related to Cognitive Health, Cognitive Impairment, and Caregiving at the State and Local Levels
93.336	361,229		Behavioral Risk Factor Surveillance System
93.350	96,359		National Center for Advancing Translational Sciences
93.351	50,080		Research Infrastructure Programs
93.354	5,987,835	4,163,374	Public Health Emergency Response: Cooperative Agreement for Emergency Response: Public Health Crisis Response
93.359	1,336,876	260,018	Nurse Education, Practice Quality and Retention Grants
93.361	62,079	828	Nursing Research
93.387	2,159,338	536,666	National and State Tobacco Control Program
93.389	363,069		National Center for Research Resources
93.393	899,665	119,325	Cancer Cause and Prevention Research
93.395	62,981		Cancer Treatment Research
93.396	46,605		Cancer Biology Research
93.413	152,383		The State Flexibility to Stabilize the Market Grant Program
93.421	23,636		Strengthening Public Health Systems and Services through National Partnerships to Improve and Protect the Nation's Health
93.426	2,087,754	312,612	Improving the Health of Americans through Prevention and Management of Diabetes and Heart Disease and Stroke
93.433	3,547		ACL National Institute on Disability, Independent Living, and Rehabilitation Research
93.434	3,855,674	285,697	Every Student Succeeds Act/Preschool Development Grants
93.435	1,025,105	811,374	Innovative State and Local Public Health Strategies to prevent and Manage Diabetes and Heart Disease and Stroke-
93.436	781,227	309,910	Well-Integrated Screening and Evaluation for Women Across the Nation (WISEWOMAN)
93.439	723,821	289,697	State Physical Activity and Nutrition (SPAN)
93.478	369,913	178,896	Preventing Maternal Deaths: Supporting Maternal Mortality Review Committees
93.498	45,394,087		Provider Relief Fund
93.556	10,910,947	5,791,883	MaryLee Allen Promoting Safe and Stable Families Program
93.558	294,824,009	257,123,836	Temporary Assistance for Needy Families

SCHEDULE OF EXPENDITURES OF FEDERAL AWARDS (SUMMARY)

For the Fiscal Year Ended June 30, 2021

Federal Cluster/ ALN	Program Expenditures	Subrecipient Expenditures	Cluster Title/ ALN Title
93.560	(6,362)		Payments to Territories – Adults
93.563	116,992,719	101,553,298	Child Support Enforcement
93.566	4,575,088	3,097,923	Refugee and Entrant Assistance State/Replacement Designee Administered Programs
93.568	111,708,637	110,390,757	Low-Income Home Energy Assistance
93.569	31,134,209	30,750,483	Community Services Block Grant
93.586	395,174		State Court Improvement Program
93.590	1,260,500	994,882	Community-Based Child Abuse Prevention Grants
93.597	181,229		Grants to States for Access and Visitation Programs
93.599	557,514	557,514	Chafee Education and Training Vouchers Program (ETV)
93.603	279,011		Adoption and Legal Guardianship Incentive Payments
93.630	1,968,661	936,482	Developmental Disabilities Basic Support and Advocacy Grants
93.643	475,053	203,540	Children's Justice Grants to States
93.645	9,116,534	154,441	Stephanie Tubbs Jones Child Welfare Services Program
93.658	103,747,001	44,128,102	Foster Care Title IV-E
93.659	68,363,577	5,258,934	Adoption Assistance
93.665	349,464		Emergency Grants to Address Mental and Substance Use Disorders During COVID-19
93.667	69,867,835	8,338,136	Social Services Block Grant
93.669	1,029,290	18,000	Child Abuse and Neglect State Grants
93.671	3,136,541	2,961,992	Family Violence Prevention and Services/Domestic Violence Shelter and Supportive Services
93.674	3,506,427	172,228	John H. Chafee Foster Care Program for Successful Transition to Adulthood
93.686	26,274		Ending the HIV Epidemic: A Plan for America — Ryan White HIV/AIDS Program Parts A and B
93.732	1,661,176		Mental and Behavioral Health Education and Training Grants
93.738	13,992		PPHF: Racial and Ethnic Approaches to Community Health Program financed solely by Public Prevention and Health Funds
93.761	27,487		Evidence-Based Falls Prevention Programs Financed Solely by Prevention and Public Health Funds (PPHF)
93.767	527,800,073	7,846,653	Children's Health Insurance Program
93.779	3,186		Centers for Medicare and Medicaid Services (CMS) Research, Demonstrations and Evaluations
93.788	31,770,734	12,187	Opioid STR
93.791	7,416,605		Money Follows the Person Rebalancing Demonstration
93.800	228,851	49,206	Organized Approaches to Increase Colorectal Cancer Screening
93.817	1,334,216	782,937	Hospital Preparedness Program (HPP) Ebola Preparedness and Response Activities
93.829	42,736		Section 223 Demonstration Programs to Improve Community Mental Health Services
93.837	136,406		Cardiovascular Diseases Research
93.846	102,520		Arthritis, Musculoskeletal and Skin Diseases Research
93.847	113,969		Diabetes, Digestive, and Kidney Diseases Extramural Research
93.853	136,702		Extramural Research Programs in the Neurosciences and Neurological Disorders
93.855	223,545	19,440	Allergy and Infectious Diseases Research
93.859	3,245,286	200,995	Biomedical Research and Research Training
93.865	48,969		Child Health and Human Development Extramural Research
93.866	457,854		Aging Research
93.870	3,414,854	2,524,232	Maternal, Infant and Early Childhood Home Visiting Grant
93.879	132,245	50,286	Medical Library Assistance
93.881	226,269		The Health Insurance Enforcement and Consumer Protections Grant Program
93.884	614,719	5,000	Grants for Primary Care Training and Enhancement
93.889	6,255,513	5,149,855	National Bioterrorism Hospital Preparedness Program
93.898	4,442,431	1,914,073	Cancer Prevention and Control Programs for State, Territorial and Tribal Organizations
93.913	167,451		Grants to States for Operation of State Offices of Rural Health
93.917	48,365,355	34,274,408	HIV Care Formula Grants
93.918	940,096		Grants to Provide Outpatient Early Intervention Services with Respect to HIV Disease
93.926	2,146,938	1,274,773	Healthy Start Initiative
93.940	9,816,669	3,184,664	HIV Prevention Activities Health Department Based
93.944	489,006		Human Immunodeficiency Virus (HIV)/Acquired Immunodeficiency Virus Syndrome (AIDS) Surveillance
93.946	131,700		Cooperative Agreements to Support State-Based Safe Motherhood and Infant Health Initiative Programs
93.958	19,522,195	18,180,892	Block Grants for Community Mental Health Services
93.959	39,370,419	29,018,664	Block Grants for Prevention and Treatment of Substance Abuse
93.977	2,426,671	5,522	Sexually Transmitted Diseases (STD) Prevention and Control Grants
93.981	492,722		Improving Student Health and Academic Achievement through Nutrition, Physical Activity and the Management of Chronic Conditions in Schools
93.982	1,783,378		Mental Health Disaster Assistance and Emergency Mental Health
93.991	3,682,589	3,040,616	Preventive Health and Health Services Block Grant
93.994	16,804,521	14,796,867	Maternal and Child Health Services Block Grant to the States
93.U01	198,324		U. S. Department of Health and Human Services
93.U02	224,519		U. S. Department of Health and Human Services
93.U03	123,898		U. S. Department of Health and Human Services
93.U04	21,523		U. S. Department of Health and Human Services
93.U05	125,536	19,219	U. S. Department of Health and Human Services

SCHEDULE OF EXPENDITURES OF FEDERAL AWARDS (SUMMARY)

For the Fiscal Year Ended June 30, 2021

Federal			
Cluster/ ALN	Program Expenditures	Subrecipient Expenditures	Cluster Title/ ALN Title
94.002	164,689		Retired and Senior Volunteer Program
94.003	440,519		State Commissions
94.006	5,311,224	4,442,880	AmeriCorps
94.009	290,232		Training and Technical Assistance
94.019	591,922	420,942	Social Innovation Fund
94.021	21,090	21,090	Volunteer Generation Fund
96.008	228,229		Social Security - Work Incentives Planning and Assistance Program
97.005	162,150		State and Local Homeland Security National Training Program
97.008	249,651	249,651	Non-Profit Security Program
97.012	2,294,632		Boating Safety Financial Assistance
97.023	418,600		Community Assistance Program State Support Services Element (CAP-SSSE)
97.029	1,318,652	1,181,871	Flood Mitigation Assistance
97.032	417,669		Crisis Counseling
97.036	502,703,171	145,566,751	Disaster Grants - Public Assistance (Presidentially Declared Disasters)
97.039	11,411,320	9,416,339	Hazard Mitigation Grant
97.041	257,187		National Dam Safety Program
97.042	1,159,647		Emergency Management Performance Grants
97.043	380,205		State Fire Training Systems Grants
97.045	4,430,559		Cooperating Technical Partners
97.047	346,309	13,636	Pre-Disaster Mitigation
97.050	625,380,982		Presidential Declared Disaster Assistance to Individuals and Households - Other Needs
97.056	57,185		Port Security Grant Program
97.061	342		Centers for Homeland Security
97.067	6,573,005	4,238,586	Homeland Security Grant Program
97.082	6,381		Earthquake Consortium
97.083	8,302		Staffing for Adequate Fire and Emergency Response (SAFER)
97.088	1,545,967		Disaster Assistance Projects
97.104	28,741		Homeland Security-related Science, Technology, Engineering and Mathematics (HS STEM) Career Development Program
98.001	92,473		USAID Foreign Assistance for Programs Overseas
98.U01	(55)		U. S. Agency for International Development
99.U01	112,344		Miscellaneous
99.U02	60,586		Miscellaneous
	\$ 39,199,467,244	\$ 5,185,161,200	Total Expenditures of Federal Awards

The accompanying notes are an integral part of this schedule.

SCHEDULE OF EXPENDITURES OF FEDERAL AWARDS (DETAIL)

For the Fiscal Year Ended June 30, 2021

Federal ALN	Direct/ Indirect	Program Expenditures	Amount Provided to Subrecipients	ALN Program Title	Pass-Through Entity Number	Pass-Through Entity Name	Additional Award Information
<u>Aging—Cluster:</u>							
<u>U. S. Department of Health and Human Services</u>							
93.044	D	\$ 18,835,635	\$ 17,003,814.0	Special Programs for the Aging, Title III, Part B, Grants for Supportive Services and Senior Centers			
93.045	D	28,918,516	25,089,087	Special Programs for the Aging, Title III, Part C, Nutrition Services			
93.053	D	3,063,583	3,063,583	Nutrition Services Incentive Program			
		<u>50,817,734</u>	<u>45,156,484</u>	Total - Aging Cluster - U. S. Department of Health and Human Services			
		<u>50,817,734</u>	<u>45,156,484</u>	Total - Aging			
<u>Child Care and Development Fund—Cluster:</u>							
<u>U. S. Department of Health and Human Services</u>							
93.489	D	11,132,249	-	Child Care Disaster Relief			
93.575	D	138,396,130	10,320	COVID-19 - Child Care and Development Block Grant			
93.575	D	182,036,208	22,730,402	Child Care and Development Block Grant			
93.575	I	15,483	-	Child Care and Development Block Grant	21-0247	Alabama Partnership for Children	
93.575	I	20,000	-	Child Care and Development Block Grant	308:20/21-063	North Carolina Partnership for Children	
93.596	D	148,883,164	17,772,536	Child Care Mandatory and Matching Funds of the Child Care and Development Fund			
		<u>480,483,234</u>	<u>40,513,258</u>	Total - CCDF Cluster - U. S. Department of Health and Human Services			
		<u>480,483,234</u>	<u>40,513,258</u>	Total - CCDF			
<u>CDBG - Entitlement Grants —Cluster:</u>							
<u>U. S. Department of Housing and Urban Development</u>							
14.218	I	(630)	-	Community Development Block Grants/Entitlement Grants	19-4538	City of Jacksonville	
14.218	I	17,665	-	Community Development Block Grants/Entitlement Grants	DOC#836840 V29 ECU/FTC	City of Greenville	
14.218	I	22,742	-	Community Development Block Grants/Entitlement Grants	RFP2019-005	City of Goldsboro	
		<u>39,777</u>	<u>-</u>	Total - CBDG Entitlement Grants Cluster - U. S. Department of Housing and Urban Development			
		<u>39,777</u>	<u>-</u>	Total - CBDG Entitlement Grants			
<u>Child Nutrition—Cluster:</u>							
<u>U. S. Department of Agriculture</u>							
10.553	D	1,769,450	1,753,518	School Breakfast Program			
10.555	D	53,347,369	53,321,286	National School Lunch Program			
10.556	D	18,282	18,282	Special Milk Program for Children			
10.559	D	520,139,307	519,719,061	Summer Food Service Program for Children			
10.579	D	1,267,849	1,267,849	Child Nutrition Discretionary Grants Limited Availability			
		<u>576,542,257</u>	<u>576,079,996</u>	Total - Child Nutrition Cluster - U. S. Department of Agriculture			
		<u>576,542,257</u>	<u>576,079,996</u>	Total - Child Nutrition			
<u>Clean Water State Revolving Fund—Cluster:</u>							
<u>U. S. Environmental Protection Agency</u>							
66.458	D	28,590,000	28,341,051	Capitalization Grants for Clean Water State Revolving Funds			
		<u>28,590,000</u>	<u>28,341,051</u>	Total - Clean Water State Revolving Fund Cluster - U. S. Environmental Protection Agency			
		<u>28,590,000</u>	<u>28,341,051</u>	Total - Clean Water State Revolving Fund			
<u>Disability Insurance/SSI—Cluster:</u>							
<u>U. S. Social Security Administration</u>							
96.001	D	58,139,819	-	Social Security Disability Insurance			
		<u>58,139,819</u>	<u>-</u>	Total - Disability Insurance/SSI Cluster - U. S. Environmental Protection Agency			
		<u>58,139,819</u>	<u>-</u>	Total - Disability Insurance/SSI			

SCHEDULE OF EXPENDITURES OF FEDERAL AWARDS (DETAIL)

For the Fiscal Year Ended June 30, 2021

Federal ALN	Direct/ Indirect	Program Expenditures	Amount Provided to Subrecipients	ALN Program Title	Pass-Through Entity Number	Pass-Through Entity Name	Additional Award Information
<u>Drinking Water State Revolving Fund—Cluster:</u>							
<u>U. S. Environmental Protection Agency</u>							
66.468	D	28,543,553	21,482,159	Capitalization Grants for Drinking Water State Revolving Funds	40976	Vermont Department of Environmental Cons	
66.468	I	10,518	-	Capitalization Grants for Drinking Water State Revolving Funds			
		28,554,071	21,482,159	Total - Drinking Water State Revolving Fund Cluster - U. S. Environmental Protection Agency			
		28,554,071	21,482,159	Total - Drinking Water State Revolving Fund			
<u>Food Distribution—Cluster:</u>							
<u>U. S. Department of Agriculture</u>							
10.565	D	4,637,499	4,591,078	Commodity Supplemental Food Program			
10.568	D	9,728,677	8,916,002	Emergency Food Assistance Program (Administrative Costs)			
10.569	D	33,535,556	33,535,556	Emergency Food Assistance Program (Food Commodities)			
		47,901,732	47,042,636	Total - Food Distribution Cluster - U. S. Department of Agriculture			
		47,901,732	47,042,636	Total - Food Distribution			
<u>Employment Service—Cluster:</u>							
<u>U. S. Department of Labor</u>							
17.207	D	26,507,000	-	Employment Service/Wagner-Peyser Funded Activities			
17.801	D	5,848,356	-	Jobs for Veterans State Grants			
		32,355,356	-	Total - Employment Service Cluster - U. S. Department of Labor			
		32,355,356	-	Total - Employment Service			
<u>Fish and Wildlife—Cluster:</u>							
<u>U. S. Department of Interior</u>							
15.605	D	10,884,087	289,385	Sport Fish Restoration	2021-000109	Puerto Rico Denr	
15.605	I	(9,648)	-	Sport Fish Restoration			
15.611	D	18,976,195	1,139,365	Wildlife Restoration and Basic Hunter Education			
15.626	D	119,340	-	Enhanced Hunter Education and Safety			
		29,969,974	1,428,750	Total - Fish and Wildlife Cluster - U. S. Department of Interior			
		29,969,974	1,428,750	Total - Fish and Wildlife			
<u>Federal Transit—Cluster:</u>							
<u>U. S. Department of Transportation</u>							
20.507	D	3,873,823	3,873,823	COVID-19 - Federal Transit Formula Grants			
20.507	D	1,674,573	1,670,473	Federal Transit Formula Grants			
20.526	D	3,638,913	3,638,913	Buses and Bus Facilities Formula, Competitive, and Low or No Emissions Programs			
		9,187,309	9,183,209	Total - Federal Transit Cluster - U. S. Department of Transportation			
		9,187,309	9,183,209	Total - Federal Transit			
<u>Foster Grandparent/Senior Companion—Cluster:</u>							
<u>U. S. Corporation for National and Community Service</u>							
94.011	D	430,058	-	Foster Grandparent Program			
94.016	D	278,308	-	Senior Companion Program			
		708,366	-	Total - Foster Grandparent/Senior Companion Cluster - U. S. Corporation for National and Community Service			
		708,366	-	Total - Foster Grandparent/Senior Companion			
<u>Federal Motor Carrier Safety Assistance—Cluster:</u>							
<u>U. S. Department of Transportation</u>							
20.218	D	9,392,963	-	Motor Carrier Safety Assistance			
20.237	D	681,121	-	Motor Carrier Safety Assistance High Priority Activities Grants and Cooperative Agreements			
		10,074,084	-	Total - Federal Motor Carrier Safety Assistance Cluster - U. S. Department of Transportation			
		10,074,084	-	Total - Federal Motor Carrier Safety Assistance			

SCHEDULE OF EXPENDITURES OF FEDERAL AWARDS (DETAIL)

For the Fiscal Year Ended June 30, 2021

Federal ALN	Direct/ Indirect	Program Expenditures	Amount Provided to Subrecipients	ALN Program Title	Pass-Through Entity Number	Pass-Through Entity Name	Additional Award Information
Health Center—Cluster:							
U. S. Department of Health and Human Services							
93.224	D	561,451	100,901	COVID-19 - Health Center Program (Community Health Centers, Migrant Health Centers, Health Care for the Homeless, and Public Housing Primary Care)			
93.224	D	3,236,574	2,375,462	Health Center Program (Community Health Centers, Migrant Health Centers, Health Care for the Homeless, and Public Housing Primary Care)			
		<u>3,798,025</u>	<u>2,476,363</u>	Total - Health Center Cluster - U. S. Department of Health and Human Services			
		<u>3,798,025</u>	<u>2,476,363</u>	Total - Health Center			
Head Start —Cluster:							
U. S. Department of Health and Human Services							
93.600	D	55,613	-	Head Start			
93.600	I	172,259	-	Head Start	N/A	Zero to Three	
93.600	I	67,493	-	Head Start	UNC-01 CHILD-01	Start Early	
		<u>295,365</u>	<u>-</u>	Total - Head Start Cluster - U. S. Department of Health and Human Services			
		<u>295,365</u>	<u>-</u>	Total - Head Start			
Highway Planning and Construction—Cluster:							
U. S. Department of Transportation							
20.205	D	130,806,514	-	COVID-19 - Highway Planning and Construction			
20.205	D	1,218,380,296	75,621,883	Highway Planning and Construction			
20.205	I	5,458	-	Highway Planning and Construction	2019-2330	Triangle J County Govt	
20.205	I	28,759	-	Highway Planning and Construction	8699	City of Greensboro	
20.205	I	39,531	-	Highway Planning and Construction	N/A	HDR Engineering, Inc. , Minnesota	
20.205	I	1,592	1,592	Highway Planning and Construction	TRM 19/20 DCHC	City Of Durham	
20.219	D	<u>1,775,277</u>	<u>-</u>	Recreational Trails Program			
		<u>1,351,037,427</u>	<u>75,623,475</u>	Total - Highway Planning and Construction Cluster - U. S. Department of Transportation			
U. S. Appalachian Regional Commission							
23.003	D	<u>21,387,679</u>	<u>-</u>	Appalachian Development Highway System			
		<u>21,387,679</u>	<u>-</u>	Total - Highway Planning and Construction Cluster - U. S. Appalachian Regional Commission			
		<u>1,372,425,106</u>	<u>75,623,475</u>	Total - Highway Planning and Construction			
Housing Voucher—Cluster:							
U. S. Department of Housing and Urban Development							
14.871	D	<u>4,914,079</u>	<u>4,272,904</u>	Section 8 Housing Choice Vouchers			
		<u>4,914,079</u>	<u>4,272,904</u>	Total - Housing Voucher Cluster - U. S. Department of Housing and Urban Development			
		<u>4,914,079</u>	<u>4,272,904</u>	Total - Housing Voucher			
Highway Safety—Cluster:							
U. S. Department of Transportation							
20.600	D	6,492,553	2,750,052	State and Community Highway Safety			
20.616	D	<u>6,646,709</u>	<u>428,461</u>	National Priority Safety Programs			
		<u>13,139,262</u>	<u>3,178,513</u>	Total - Highway Safety Cluster - U. S. Department of Transportation			
		<u>13,139,262</u>	<u>3,178,513</u>	Total - Highway Safety			
Medicaid—Cluster:							
U. S. Department of Health and Human Services							
93.775	D	6,005,317	-	State Medicaid Fraud Control Units			
93.777	D	16,235,789	-	State Survey and Certification of Health Care Providers and Suppliers (Title XVIII)			
93.778	D	962,674,480	-	COVID-19 - Medical Assistance Program			
93.778	D	<u>11,278,529,743</u>	<u>266,730,043</u>	Medical Assistance Program			
		<u>12,263,445,329</u>	<u>266,730,043</u>	Total - Medicaid Cluster - U. S. Department of Health and Human Services			
		<u>12,263,445,329</u>	<u>266,730,043</u>	Total - Medicaid			

SCHEDULE OF EXPENDITURES OF FEDERAL AWARDS (DETAIL)

For the Fiscal Year Ended June 30, 2021

Federal ALN	Direct/ Indirect	Program Expenditures	Amount Provided to Subrecipients	ALN Program Title	Pass-Through Entity Number	Pass-Through Entity Name	Additional Award Information
<u>Economic Development—Cluster:</u>							
<u>U. S. Department of Commerce</u>							
11.300	D	3,315,161	-	Investments for Public Works and Economic Development Facilities			
11.307	D	254,134	-	Economic Adjustment Assistance			
		3,569,295	-	Total - Economic Development Cluster - U. S. Department of Commerce			
		3,569,295	-	Total - Economic Development			
<u>Research and Development—Cluster:</u>							
<u>U. S. Department of Agriculture</u>							
10.001	D	1,961,915	24,085	Agricultural Research Basic and Applied Research			
10.001	I	100,146	-	Agricultural Research Basic and Applied Research	58-8070-0-003	USDA Ars	
10.025	D	7,712,568	47,545	Plant and Animal Disease, Pest Control, and Animal Care			
10.025	I	164,853	-	Plant and Animal Disease, Pest Control, and Animal Care	AP19PPQS&T00C197	USDA Aphis	
10.025	I	159,291	-	Plant and Animal Disease, Pest Control, and Animal Care	AP19PPQS&T00C210	USDA Aphis	
10.168	D	64,464	-	Farmers Market Promotion Program			
10.170	I	55,162	-	Specialty Crop Block Grant Program - Farm Bill	6059-NCSU-PDA-7029	Pennsylvania State Univ	
10.170	I	109,790	-	Specialty Crop Block Grant Program - Farm Bill	RC109247-NCSU	Michigan State University	
10.200	D	1,152,847	35	Grants for Agricultural Research, Special Research Grants			
10.200	I	44,343	-	Grants for Agricultural Research, Special Research Grants	1285-FY18IR4NCSU-BARON	Rutgers University	
10.200	I	146,792	-	Grants for Agricultural Research, Special Research Grants	1310-FY19IR4NCSU-BARON	Rutgers University	
10.200	I	542	-	Grants for Agricultural Research, Special Research Grants	19-003	Univ Of Florida	
10.200	I	8,282	-	Grants for Agricultural Research, Special Research Grants	2000755016	Univ Of Florida	
10.200	I	12,348	-	Grants for Agricultural Research, Special Research Grants	2018-3055	South Reg Aqua Ctr	
10.200	I	45	-	Grants for Agricultural Research, Special Research Grants	2100836767	Univ Of Florida	
10.200	I	645	-	Grants for Agricultural Research, Special Research Grants	322725321673.04.05.FR20-4	South Reg Aqua Ctr	
10.200	I	16	-	Grants for Agricultural Research, Special Research Grants	PO 1800632827	Univ Of Florida	
10.200	I	9,029	-	Grants for Agricultural Research, Special Research Grants	PO 1900663647	Univ Of Florida	
10.200	I	4,972	-	Grants for Agricultural Research, Special Research Grants	PO 2000754990	Univ Of Florida	
10.200	I	14,439	-	Grants for Agricultural Research, Special Research Grants	PO 2000807335	Univ Of Florida	
10.200	I	5,305	-	Grants for Agricultural Research, Special Research Grants	PO# 1800575092	Univ Of Florida	
10.200	I	(22)	-	Grants for Agricultural Research, Special Research Grants	PO# 2000754989	Univ Of Florida	
10.200	I	2,240	-	Grants for Agricultural Research, Special Research Grants	PO# 2000755012	Univ Of Florida	
10.200	I	(4,163)	-	Grants for Agricultural Research, Special Research Grants	PO#1103533	Rutgers University	
10.200	I	85,950	-	Grants for Agricultural Research, Special Research Grants	PO#2000754404	Univ Of Florida	
10.200	I	6,008	-	Grants for Agricultural Research, Special Research Grants	PO#2000782924	Univ Of Florida	
10.200	I	12,500	-	Grants for Agricultural Research, Special Research Grants	PO-2000808217	Univ Of Florida	
10.200	I	90,705	-	Grants for Agricultural Research, Special Research Grants	UMS1238	Univ Of Maine	
10.206	D	4,607,538	34,250	Grants for Agricultural Research Competitive Research Grants			
10.210	D	59,659	-	Higher Education – Graduate Fellowships Grant Program			
10.212	I	4,999	-	Small Business Innovation Research	20-1133	Sinnovatek, Inc.	
10.212	I	(856)	-	Small Business Innovation Research	2015-0619	Shure Foods, Inc.	
10.212	I	71,044	-	Small Business Innovation Research	2020-2830	Synshark LLC	
10.215	I	587	-	Sustainable Agriculture Research and Education	419235-19071	Virginia Polytech Inst.	
10.215	I	13,670	-	Sustainable Agriculture Research and Education	Contingency Ltr dated 03.18.20	University of Georgia	
10.215	I	85,425	13,238	Sustainable Agriculture Research and Education	Email dated 6/14/19	University of Georgia	
10.215	I	3,729	-	Sustainable Agriculture Research and Education	SUB00001414	Univ. Of Georgia	
10.215	I	3,985	974	Sustainable Agriculture Research and Education	SUB00001888	Univ Of Georgia	
10.215	I	3,457	-	Sustainable Agriculture Research and Education	SUB00001949	Univ Of Georgia	
10.215	I	101,121	33,811	Sustainable Agriculture Research and Education	SUB00002015	Univ Of Georgia	
10.215	I	101,439	969	Sustainable Agriculture Research and Education	SUB00002032	Univ Of Georgia	
10.215	I	5,624	889	Sustainable Agriculture Research and Education	SUB00002040	Board Reg Univ System Georgia	
10.215	I	8,517	-	Sustainable Agriculture Research and Education	SUB00002104	Univ Of Georgia	
10.215	I	10,154	-	Sustainable Agriculture Research and Education	SUB00002111	Univ Of Georgia	
10.215	I	8,967	-	Sustainable Agriculture Research and Education	SUB00002113	Univ Of Georgia	
10.215	I	35,191	-	Sustainable Agriculture Research and Education	SUBAWARD NO: RD309-137/ S001432	University of Georgia	
10.216	D	113,091	-	1890 Institution Capacity Building Grants			
10.216	I	7,871	-	1890 Institution Capacity Building Grants	332.77-19.0684	Tennessee State University	
10.216	I	52,443	-	1890 Institution Capacity Building Grants	KSU19-008	Kentucky State Univ	
10.217	D	156,218	93,960	Higher Education - Institution Challenge Grants Program			
10.217	I	6,000	-	Higher Education - Institution Challenge Grants Program	0001669	Virginia Tech	
10.217	I	18,799	-	Higher Education - Institution Challenge Grants Program	Subaward No: 022364A	Iowa State University	

SCHEDULE OF EXPENDITURES OF FEDERAL AWARDS (DETAIL)

For the Fiscal Year Ended June 30, 2021

Federal	Direct/ Indirect	Program Expenditures	Amount Provided to Subrecipients	ALN Program Title	Pass-Through Entity Number	Pass-Through Entity Name	Additional Award Information
10.219	D	426,043	163,648	Biotechnology Risk Assessment Research			
10.219	I	9,378	-	Biotechnology Risk Assessment Research	82936-Z5153201	Univ Of Maryland, College Park	
10.219	I	60,564	-	Biotechnology Risk Assessment Research	9500073429	Univ Of Tennessee	
10.220	D	71,484	63,182	Higher Education - Multicultural Scholars Grant Program			
10.225	I	2,748	-	Community Food Projects	2019-0315	Farmer Foodshare	
10.228	I	8,352	-	Alaska Native Serving and Native Hawaiian Serving Institutions Education Grants	UAF 19-0118	University Of Alaska Fairbanks	
10.250	D	37,395	-	Agricultural and Rural Economic Research, Cooperative Agreements and Collaborations			
10.253	D	7,454	-	Consumer Data and Nutrition Research			
10.255	I	10,610	-	Research Innovation and Development Grants in Economic (RIDGE)	AG9002-Valizadeh	Tufts University	
10.290	D	59,364	-	Agricultural Market and Economic Research			
10.303	D	273,832	-	Integrated Programs			
10.303	I	(1,949)	-	Integrated Programs	A18-1198-S001	Univ Of Cal - Davis	
10.303	I	30,814	-	Integrated Programs	A21-1561-S0001	Univ Of Cal - Davis	
10.303	I	10,629	-	Integrated Programs	RC108966NCSU	Michigan State University	
10.303	I	24,981	-	Integrated Programs	Subaward #: SUB00002201	University of Georgia	
10.307	D	385,915	78,936	Organic Agriculture Research and Extension Initiative			
10.307	I	77,905	-	Organic Agriculture Research and Extension Initiative	2048-207-2012799	Clemson University	
10.307	I	32,907	-	Organic Agriculture Research and Extension Initiative	36 22091 410 76190	Tuskegee University	
10.307	I	16,706	-	Organic Agriculture Research and Extension Initiative	F0004577402020	Purdue University	
10.307	I	7,877	-	Organic Agriculture Research and Extension Initiative	SUB00001846	Univ Of Georgia	
10.307	I	(4,141)	-	Organic Agriculture Research and Extension Initiative	SUBAWARD NO: 8000064230-AG	Purdue University	
10.307	I	31,396	-	Organic Agriculture Research and Extension Initiative	SUBAWARD NO: UFDSP00010998	University of Florida	
10.307	I	8,955	-	Organic Agriculture Research and Extension Initiative	Subaward No: F0004577402019	Purdue University	
10.309	D	5,796,179	4,219,052	Specialty Crop Research Initiative			
10.309	I	4,920	-	Specialty Crop Research Initiative	06-M1703518	Texas A&M Univ.	
10.309	I	264,860	-	Specialty Crop Research Initiative	2168-207-2023550	Clemson University	
10.309	I	5,454	-	Specialty Crop Research Initiative	332.77-21.2178	Tennessee State University	
10.309	I	87,195	-	Specialty Crop Research Initiative	79598-10780	Cornell University	
10.309	I	50,840	-	Specialty Crop Research Initiative	92884-20619	Cornell University	
10.309	I	42,383	-	Specialty Crop Research Initiative	A18-0425-S003-P0671355	Univ Of Cal - Santa Cruz	
10.309	I	5,019	-	Specialty Crop Research Initiative	M2002886	Texas A&M Univ.	
10.309	I	8,155	-	Specialty Crop Research Initiative	RC105573NCSU	Michigan State University	
10.309	I	245,430	-	Specialty Crop Research Initiative	RC107752C	Michigan State University	
10.309	I	115,624	-	Specialty Crop Research Initiative	RC111377D	Michigan State University	
10.309	I	131,473	-	Specialty Crop Research Initiative	RC111414B	Michigan State University	
10.309	I	47,994	-	Specialty Crop Research Initiative	SUB00002011	Univ Of Florida	
10.309	I	1,944	-	Specialty Crop Research Initiative	SUB00002406	Univ Of Georgia	
10.309	I	55,143	-	Specialty Crop Research Initiative	SUBAWARD # M1900024	Texas A&M Univ.	
10.310	D	9,678,353	3,064,432	Agriculture and Food Research Initiative (AFRI)			
10.310	I	52,709	-	Agriculture and Food Research Initiative (AFRI)	0467 PO# 864010	Rutgers University	
10.310	I	5,627	-	Agriculture and Food Research Initiative (AFRI)	10010542-NCSU	Bowling Green State University	
10.310	I	34,800	-	Agriculture and Food Research Initiative (AFRI)	10050723-01:PO U000257934	Univ Of Utah	
10.310	I	6,491	-	Agriculture and Food Research Initiative (AFRI)	126319_G003570	Washington State University	
10.310	I	83,610	-	Agriculture and Food Research Initiative (AFRI)	17 009835 A 00	Univ Of Massachusetts	
10.310	I	92,142	-	Agriculture and Food Research Initiative (AFRI)	19-060-NCSU	West Virginia Univ. Research	
10.310	I	38,029	38,029	Agriculture and Food Research Initiative (AFRI)	2015-68004-23179	Pennsylvania State Univ	
10.310	I	45,071	-	Agriculture and Food Research Initiative (AFRI)	2027-207-2012546	Clemson University	
10.310	I	854	-	Agriculture and Food Research Initiative (AFRI)	21-4264	Univ Of South Carolina	
10.310	I	26,725	-	Agriculture and Food Research Initiative (AFRI)	2196-207-2013869	Clemson University	
10.310	I	78,602	-	Agriculture and Food Research Initiative (AFRI)	410553	Univ Of Connecticut	
10.310	I	68	-	Agriculture and Food Research Initiative (AFRI)	422585-19071	Virginia Polytech Inst.	
10.310	I	31,463	-	Agriculture and Food Research Initiative (AFRI)	424979	University of Connecticut	
10.310	I	68,208	-	Agriculture and Food Research Initiative (AFRI)	5112-1302-00-D/PO 000007000	Univ of South Florida	
10.310	I	330,696	54,075	Agriculture and Food Research Initiative (AFRI)	5197-NCSU-USDA-3179	Pennsylvania State Univ	
10.310	I	13,688	-	Agriculture and Food Research Initiative (AFRI)	52672-Z5004201	Univ Of Maryland, College Park	
10.310	I	55,970	-	Agriculture and Food Research Initiative (AFRI)	6101-NCSU-USDA-9251	Pennsylvania State Univ	
10.310	I	73,653	-	Agriculture and Food Research Initiative (AFRI)	73934-10464	Cornell University	
10.310	I	(23)	-	Agriculture and Food Research Initiative (AFRI)	8500050750	Univ Of Tennessee	
10.310	I	48,532	-	Agriculture and Food Research Initiative (AFRI)	91660-Z5129202	Univ Of Maryland, College Park	
10.310	I	56,137	-	Agriculture and Food Research Initiative (AFRI)	929	Univ Of Wisconsin- Madison	
10.310	I	5,908	-	Agriculture and Food Research Initiative (AFRI)	95324-Z5248201	Univ Of Maryland, College Park	
10.310	I	6,511	-	Agriculture and Food Research Initiative (AFRI)	A19-0080-S001	Univ Of Cal - Davis	
10.310	I	83,202	-	Agriculture and Food Research Initiative (AFRI)	C0490A-A	Oregon State Univ.	
10.310	I	11,992	-	Agriculture and Food Research Initiative (AFRI)	F0016875202004	Purdue University	

SCHEDULE OF EXPENDITURES OF FEDERAL AWARDS (DETAIL)

For the Fiscal Year Ended June 30, 2021

Federal	Direct/ Indirect	Program Expenditures	Amount Provided to Subrecipients	ALN Program Title	Pass-Through Entity Number	Pass-Through Entity Name	Additional Award Information
10.310	I	9,396	-	Agriculture and Food Research Initiative (AFRI)	F9002711902003	Purdue University	
10.310	I	1,306	-	Agriculture and Food Research Initiative (AFRI)	H006644301	Univ Of Minnesota	
10.310	I	7,962	-	Agriculture and Food Research Initiative (AFRI)	KFS#5653710 PO#431323	Univ of Connecticut	
10.310	I	21,488	-	Agriculture and Food Research Initiative (AFRI)	RC104967NCSU	Michigan State University	
10.310	I	(5,115)	-	Agriculture and Food Research Initiative (AFRI)	RC105883NCSU	Michigan State University	
10.310	I	786	-	Agriculture and Food Research Initiative (AFRI)	RC108266ASU	Michigan State University	
10.310	I	16,371	-	Agriculture and Food Research Initiative (AFRI)	RC111302B	Michigan State University	
10.310	I	(2,439)	-	Agriculture and Food Research Initiative (AFRI)	SUBAWARD NO: 17-044	University of New Hampshire	
10.310	I	7,341	-	Agriculture and Food Research Initiative (AFRI)	Subaward No: 416346	University of Connecticut	
10.310	I	5,433	-	Agriculture and Food Research Initiative (AFRI)	UA2020-189	Univ of Arkansas	
10.310	I	211,141	-	Agriculture and Food Research Initiative (AFRI)	UFDSP00011871 P0051625	Univ Of Florida	
10.310	I	21,536	-	Agriculture and Food Research Initiative (AFRI)	Z5775006	University of Maryland	
10.310	I	(15,469)	-	Agriculture and Food Research Initiative (AFRI)	Z5775007	Univ Of Maryland, College Par	
10.311	D	11,329	-	Beginning Farmer and Rancher Development Program			
10.311	I	3,175	-	Beginning Farmer and Rancher Development Program	2019-2727	Center For Heirs Prop. Pres.	
10.311	I	16,787	-	Beginning Farmer and Rancher Development Program	91161-03	University of Arkansas-Fayetteville	
10.312	I	14,311	-	Biomass Research and Development Initiative Competitive Grants Program (BRDI)	PO#14951	Nc Biotechnology Ct	
10.318	D	851	-	Women and Minorities in Science, Technology, Engineering, and Mathematics Fields			
10.326	I	4,455	-	Capacity Building for Non-Land Grant Colleges of Agriculture (NLGCA)	21A539-01	Texas Tech University	
10.328	I	16,741	-	National Food Safety Training, Education, Extension, Outreach, and Technical Assistance Competitive Grants Program	UFDSP00012322	Univ Of Florida	
10.329	D	252,397	35,992	Crop Protection and Pest Management Competitive Grants Program			
10.329	I	9,015	-	Crop Protection and Pest Management Competitive Grants Program	2019-1250	Southern Region IPM Center	
10.329	I	225	-	Crop Protection and Pest Management Competitive Grants Program	2021-1832	Southern Region IPM Center	
10.336	D	60,793	30,764	Veterinary Services Grant Program			
10.351	D	146,066	-	Rural Business Development Grant			
10.500	D	15,940,798	-	Cooperative Extension Service			
10.500	I	68,700	-	Cooperative Extension Service	60068705	Ohio State	
10.500	I	15,360	-	Cooperative Extension Service	F9000067402026	Purdue University	
10.500	I	15,629	-	Cooperative Extension Service	PO NO. 2000755010	Univ Of Florida	
10.523	I	1,929	-	Centers of Excellence at 1890 Institutions	Contingency Ltr dated 6/4/2021	Southern University and A&M College	
10.523	I	12,993	8,077	Centers of Excellence at 1890 Institutions	Sub award No: 2020-38427-31514	University of Maryland Eastern Shore	
10.533	D	147,280	-	SNAP-Ed Toolkit			
10.604	D	209,115	-	Technical Assistance for Specialty Crops Program			
10.652	D	157,121	-	Forestry Research			
10.675	D	64,263	-	Urban and Community Forestry Program			
10.699	D	501,728	-	Partnership Agreements			
10.707	D	15,484	-	Research Joint Venture and Cost Reimbursable Agreements			
10.777	D	38,649	-	Norman E. Borlaug International Agricultural Science and Technology Fellowship			
10.902	D	80,278	-	Soil and Water Conservation			
10.902	I	3,970	-	Soil and Water Conservation	0008804/010821	Univ Of Rhode Island	
10.902	I	17,288	-	Soil and Water Conservation	21-0657	National Black Farmers Assoc.	
10.903	D	148,908	46,860	Soil Survey			
10.912	I	13,936	-	Environmental Quality Incentives Program	25-6553-0079-002	Univ Of Nebraska-Lincoln	
10.912	I	55,080	-	Environmental Quality Incentives Program	WLFW 2019-03	Pheasants Forever	
10.960	D	71,036	-	Technical Agricultural Assistance			
10.RD	D	37,879	-	U. S. Department of Agriculture			1-312-0215472-52847L
10.RD	D	30,101	-	U. S. Department of Agriculture			17-JV-11272138-069
10.RD	D	19,333	-	U. S. Department of Agriculture			19-PA-11081100-185
10.RD	D	42,353	-	U. S. Department of Agriculture			20-JV-11330170-006
10.RD	D	9,764	-	U. S. Department of Agriculture			2019-0897
10.RD	D	60,434	-	U. S. Department of Agriculture			21-86
10.RD	D	2,331	-	U. S. Department of Agriculture			A16-1660-001
10.RD	D	4,017	-	U. S. Department of Agriculture			A17-1403-001
10.RD	D	2	-	U. S. Department of Agriculture			A18-0348-001
10.RD	D	81,907	-	U. S. Department of Agriculture			A19-0197-001
10.RD	D	13,245	-	U. S. Department of Agriculture			AP21PPQF0000C372
10.RD	D	11,481	-	U. S. Department of Agriculture			M21GXMAP22-03
10.RD	I	20,611	-	U. S. Department of Agriculture	1-312-0215472-52847L	Rti International	19-CS-11083150-250
10.RD	I	140	-	U. S. Department of Agriculture	1-312-0216148-65141L	Rti International	1-312-0216148-65141L
10.RD	I	(1,135)	-	U. S. Department of Agriculture	15-JV-11330143-010	USDA - Forest Service	G-240741
10.RD	I	6,123	-	U. S. Department of Agriculture	18-04-NCSU	Christmas Tree Promotion Board	18-04-NCSU
10.RD	I	32,150	-	U. S. Department of Agriculture	21-86	Potatoes USA	17-JV-11242315-134
10.RD	I	8,167	1,170	U. S. Department of Agriculture	Agreement dated 4/27/20	National Watermelon Promotion Board (NWPB)	G-281123
10.RD	I	166,469	-	U. S. Department of Agriculture	CA18-SS-0000000002;534667	Found. For Food & Agri. Res	19-JV-11242314-113

SCHEDULE OF EXPENDITURES OF FEDERAL AWARDS (DETAIL)

For the Fiscal Year Ended June 30, 2021

Federal	Direct/	Program	Amount					
ALN	Indirect	Expenditures	Provided to Subrecipients	ALN Program Title	Pass-Through Entity Number	Pass-Through Entity Name	Additional Award Information	
10.RD	I	88,307	-	U. S. Department of Agriculture	E17-99	U.S. Endow For Forest & Comm.	20-JV-11330160-090	
10.RD	I	(2,500)	-	U. S. Department of Agriculture	SUBAWARD NO: H006425303	University of Minnesota	G-280996	
		55,807,140	8,053,973	Total - Research and Development - U. S. Department of Agriculture				
U. S. Department of Commerce								
11.011	I	6,576	-	Ocean Exploration	110428 1	Los Angeles County Museum of Natural History Foundation		
11.012	D	251,803	62,858	Integrated Ocean Observing System (IOOS)				
11.012	I	325,114	77,689	Integrated Ocean Observing System (IOOS)	10OS.16(028)UNCW.LL.OBS.1	SECOORA		
11.012	I	(12)	-	Integrated Ocean Observing System (IOOS)	2013-001	Southeastern Universities Research Assoc		
11.012	I	40,960	6,970	Integrated Ocean Observing System (IOOS)	IOOS.16(028)ECU/CSI.MM.GAPS M	Southeast Coastal Ocean Observing Regional Assn		
11.012	I	24,864	350	Integrated Ocean Observing System (IOOS)	IOOS.16(028)NCSU.NN.MINI	Secoora		
11.012	I	4,334	-	Integrated Ocean Observing System (IOOS)	IOOS.16(028)ECU/CSI.MM.OBS-NAV	Southeast Coastal Ocean Observing Regional Assn		
11.012	I	64,001	-	Integrated Ocean Observing System (IOOS)	IOOS.16(028)ECU/CSI.MM.OBS.4	Southeast Coastal Ocean Observing Regional Assn		
11.012	I	8,641	-	Integrated Ocean Observing System (IOOS)	IOOS.16(028)NCSU.RH.GLD.1	Secoora		
11.012	I	139,649	-	Integrated Ocean Observing System (IOOS)	IOOS.16(028)NCSU.RH.MOD.1	Secoora		
11.012	I	98,363	-	Integrated Ocean Observing System (IOOS)	IOOS.16(028)UNCCH.HS	SECOORA Program		
11.021	I	6,823	-	NOAA Small Business Innovation Research (SBIR) Program	SBIR PROGRAM	Attogene		
11.022	I	16,454	-	Bipartisan Budget Act of 2018	IOOS.20(220)UNCW.JL.WEBCOOS.1	SECOORA		
11.022	I	1,024	-	Bipartisan Budget Act of 2018	IOOS.19(015)UNCCH.HS	SECOORA Program		
11.022	I	16,950	-	Bipartisan Budget Act of 2018	IOOS.19(191)UNCCH.HS	SECOORA Program		
11.303	D	211,190	-	Economic Development Technical Assistance				
11.417	D	139,431	57,650	Sea Grant Support				
11.417	I	18,237	-	Sea Grant Support	0009046/021521/ PO#174738	Univ Of Rhode Island		
11.417	I	3,267	-	Sea Grant Support	2017-2018-012	University of Puerto Rico		
11.417	I	25,981	-	Sea Grant Support	2018-2019-001	Universidad De Puerto Rico en Ponce		
11.417	I	12,616	-	Sea Grant Support	M2001923	Texas A and M Univ		
11.417	I	6,913	-	Sea Grant Support	SUB00002505	Univ Of Florida		
11.417	I	33,929	-	Sea Grant Support	USM-8006110-02	Univ Of Southern Mississippi		
11.419	I	9,869	-	Coastal Zone Management Administration Awards	2905508	University of Oregon		
11.419	I	48,113	-	Coastal Zone Management Administration Awards	3004232333	University of Michigan Board of Regents		
11.419	I	179	-	Coastal Zone Management Administration Awards	3004278672	Regents of the University of Michigan		
11.420	D	42,801	-	Coastal Zone Management Estuarine Research Reserves				
11.427	D	38,020	-	Cooperative Agreements Program				
11.431	D	194,587	-	Climate and Atmospheric Research				
11.431	I	194,219	-	Climate and Atmospheric Research	17-3250/PO2000030010	University of South Carolina (USC)		
11.431	I	15,552	-	Climate and Atmospheric Research	2020-33	University of Oklahoma		
11.431	I	52,820	-	Climate and Atmospheric Research	35-5420-2005-001	Univ Of Nebraska Medical Ctr		
11.432	I	(1,443)	-	National Oceanic and Atmospheric Administration (NOAA) Cooperative Institutes	13342-Z7812001	Univ Of Maryland, College Park		
11.432	I	5,334,190	490,243	National Oceanic and Atmospheric Administration (NOAA) Cooperative Institutes	80843-Z7553201	Univ Of Maryland, College Park		
11.432	I	8,961	-	National Oceanic and Atmospheric Administration (NOAA) Cooperative Institutes	URJ58	Florida Atlantic University		
11.433	D	29,167	-	Marine Fisheries Initiative				
11.439	D	92,980	-	Marine Mammal Data Program				
11.451	I	17,573	-	Gulf Coast Ecosystem Restoration Science, Observation, Monitoring, and Technology	A19-0206-S004	Univ Of South Alabama		
11.454	D	156,063	-	Unallied Management Projects				
11.459	D	237,066	-	Weather and Air Quality Research				
11.459	I	23,759	-	Weather and Air Quality Research	NA1820OAR4590355	Nurture Nature Ctr		
11.459	I	17,947	-	Weather and Air Quality Research	NA18OAR4590365	Nurture Nature Ctr		
11.463	D	54,169	-	Habitat Conservation				
11.468	D	155,733	-	Applied Meteorological Research				
11.472	I	49,900	-	Unallied Science Program	SCDNR FY2020-007	SC Dept of Natural Resources		
11.478	D	99,086	4,961	Center for Sponsored Coastal Ocean Research Coastal Ocean Program				
11.482	D	6,961	-	Coral Reef Conservation Program				
11.609	D	498,960	168,072	Measurement and Engineering Research and Standards				
11.609	I	37,432	-	Measurement and Engineering Research and Standards	G-99042-13	Colorado State University		
11.619	I	297,330	-	Arrangements for Interdisciplinary Research Infrastructure	52888 (SP2.0-005)	Nimbl - Univ Of Delaware		
11.619	I	543,460	-	Arrangements for Interdisciplinary Research Infrastructure	57953	Nimbl - Univ Of Delaware		
11.619	I	401,104	-	Arrangements for Interdisciplinary Research Infrastructure	57954	Nimbl - Univ Of Delaware		
11.619	I	9,295	-	Arrangements for Interdisciplinary Research Infrastructure	PC1.0-037	Nimbl - Univ Of Delaware		
11.619	I	57,719	-	Arrangements for Interdisciplinary Research Infrastructure	PC1.0-3	Nimbl - Univ Of Delaware		
11.619	I	86,270	-	Arrangements for Interdisciplinary Research Infrastructure	PC1.0-35	Nimbl - Univ Of Delaware		
11.619	I	1,317	-	Arrangements for Interdisciplinary Research Infrastructure	PC2.1-059	Nimbl - Univ Of Delaware		
11.619	I	149,139	-	Arrangements for Interdisciplinary Research Infrastructure	PC2.1-059	University of Delaware		
11.619	I	49,536	-	Arrangements for Interdisciplinary Research Infrastructure	PC2.2-090	Nimbl - Univ Of Delaware		
11.619	I	15,455	-	Arrangements for Interdisciplinary Research Infrastructure	PC2.2-099	Nimbl - Univ Of Delaware		

SCHEDULE OF EXPENDITURES OF FEDERAL AWARDS (DETAIL)

For the Fiscal Year Ended June 30, 2021

Federal	Direct/ Indirect	Program Expenditures	Amount Provided to Subrecipients	ALN Program Title	Pass-Through Entity Number	Pass-Through Entity Name	Additional Award Information
11.619	I	277,251	-	Arrangements for Interdisciplinary Research Infrastructure	PC2.2-106	Nimbi - Univ Of Delaware	
11.619	I	188,872	-	Arrangements for Interdisciplinary Research Infrastructure	PC2.2-120	Nimbi - Univ Of Delaware	
11.619	I	884,510	-	Arrangements for Interdisciplinary Research Infrastructure	SUBAWARD # 45781	Nimbi - Univ Of Delaware	
11.620	D	31,797	-	Science, Technology, Business and/or Education Outreach			
11.999	D	65,484	-	Marine Debris Program			
11.RD	D	37,912	-	U. S. Department of Commerce			1305M219NFFM0201
11.RD	D	122,102	70,272	U. S. Department of Commerce			A17-0434-001
11.RD	D	487,464	-	U. S. Department of Commerce			A17-0434-009
11.RD	D	51,654	-	U. S. Department of Commerce			A17-0434-010
11.RD	D	48,832	-	U. S. Department of Commerce			A20-1006-001
11.RD	D	75,035	-	U. S. Department of Commerce			A21-1366-001
11.RD	I	4,736	-	U. S. Department of Commerce	G001-UNC-CH-16-001	CSS-Dynamac	A17-1103-001
		12,758,046	939,065	Total - Research and Development - U. S. Department of Commerce			
U. S. Department of Defense							
12.300	D	5,594,909	1,146,821	Basic and Applied Scientific Research			
12.300	I	169,873	-	Basic and Applied Scientific Research	130417-5114575	Harvard University	
12.300	I	19,237	-	Basic and Applied Scientific Research	13224200	Woods Hole Oceanographic Institution	
12.300	I	121,683	-	Basic and Applied Scientific Research	1559313	Univ Of Colorado - Boulder	
12.300	I	174,879	-	Basic and Applied Scientific Research	2020-010-01-UNC1/ N0	IHMC Florida Institute of Human and Mach	
12.300	I	34,758	-	Basic and Applied Scientific Research	2020-015-01-UNC1/ N0	IHMC Florida Institute of Human and Mach	
12.300	I	29,784	-	Basic and Applied Scientific Research	2020-018-01-UNC1	IHMC Florida Institute of Human and Mach	
12.300	I	72,816	-	Basic and Applied Scientific Research	21-ME-203221-NCSU	Auburn University	
12.300	I	91,742	-	Basic and Applied Scientific Research	313-0855	Duke University	
12.300	I	29,868	-	Basic and Applied Scientific Research	406300 SUB1	The Catholic University of America	
12.300	I	190,106	-	Basic and Applied Scientific Research	A20-0047-S004	Rensselaer Polytechnic Institute (RPI)	
12.300	I	12,276	-	Basic and Applied Scientific Research	A21 0686 S001	University of Tennessee	
12.300	I	18,788	-	Basic and Applied Scientific Research	UNC-2295	National Marine Mammal Foundation	
12.300	I	40,881	-	Basic and Applied Scientific Research	X20-801009-NCSU	Nat'L Inst. Of Aerospace	
12.330	D	98,622	-	Science, Technology, Engineering & Mathematics (STEM) Education, Outreach and Workforce Program			
12.335	D	18,819	-	Navy Command, Control, Communications, Computers, Intelligence, Surveillance, and Reconnaissance			
12.351	D	313,807	62,044	Scientific Research - Combating Weapons of Mass Destruction			
12.351	I	63,500	-	Scientific Research - Combating Weapons of Mass Destruction	GR115753	Ohio State University	
12.351	I	78,555	-	Scientific Research - Combating Weapons of Mass Destruction	SA21-11	Pennsylvania State University	
12.351	I	179,512	-	Scientific Research - Combating Weapons of Mass Destruction	UNIV59846	Vanderbilt University	
12.351	I	60,070	-	Scientific Research - Combating Weapons of Mass Destruction	X0214A-B	Oregon State Univ.	
12.355	D	668,574	-	Pest Management and Vector Control Research			
12.360	I	277,834	-	Research on Chemical and Biological Defense	W911NF1220022	The John Hopkins University	
12.420	D	8,229,519	533,666	Military Medical Research and Development			
12.420	I	5,065	-	Military Medical Research and Development	10048596-01/POU00028	University of Utah	
12.420	I	16,089	-	Military Medical Research and Development	10048596-02/POU00026	University of Utah	
12.420	I	40,721	-	Military Medical Research and Development	237271	Massachusetts General Hospital	
12.420	I	34,555	-	Military Medical Research and Development	309-01	SUNY Buffalo Roswell Park Cancer Institute	
12.420	I	136,802	-	Military Medical Research and Development	3130817	Duke University	
12.420	I	92,922	-	Military Medical Research and Development	3150/ 855506	Henry M Jackson Foundation	
12.420	I	(20,887)	-	Military Medical Research and Development	3200001006-17-129/ 7	University of Kentucky Research Foundation	
12.420	I	124,645	-	Military Medical Research and Development	3200002668-19-039	University of Kentucky (UK)	
12.420	I	16,722	-	Military Medical Research and Development	5514 PO 1006864	Henry M Jackson Foundation	
12.420	I	2,788	-	Military Medical Research and Development	60056923 UNC	Northwestern University	
12.420	I	133,725	-	Military Medical Research and Development	C16J12325 (J00246)	Yale University	
12.420	I	23,460	-	Military Medical Research and Development	CVRE-04	Minnesota Veterans Medical Research and	
12.420	I	221,604	-	Military Medical Research and Development	GG12011 154266	Univ Of Virginia	
12.420	I	71,152	-	Military Medical Research and Development	GMO201204/PO 0000019	University of Texas Southwestern Medical	
12.420	I	38,455	-	Military Medical Research and Development	H98230-19-D-0012	USAMRAA	
12.420	I	14,556	14,556	Military Medical Research and Development	N4175619C3083	Military Medical Research and Development	
12.420	I	2,498	-	Military Medical Research and Development	R1199413	SUNY at Buffalo	
12.420	I	2,126	-	Military Medical Research and Development	S-10495-01	Geneva Foundation	
12.420	I	20,801	-	Military Medical Research and Development	SUB00002485	University of Georgia	
12.420	I	130,382	-	Military Medical Research and Development	VUMC83140	Vanderbilt University Medical Center	
12.420	I	10,427	-	Military Medical Research and Development	W81XWH-17-1-0019	Medical College of Wisconsin	
12.420	I	179,031	4,860	Military Medical Research and Development	Z3C00010 0011340322	University of Kansas Medical Center	
12.431	D	3,361,314	710,889	Basic Scientific Research			
12.431	I	114,200	-	Basic Scientific Research	0160 G UA560	Univ Of California-Los Angeles	

SCHEDULE OF EXPENDITURES OF FEDERAL AWARDS (DETAIL)

For the Fiscal Year Ended June 30, 2021

Federal	Direct/ Indirect	Program Expenditures	Amount Provided to Subrecipients	ALN Program Title	Pass-Through Entity Number	Pass-Through Entity Name	Additional Award Information
12.431	I	109,292	30,878	Basic Scientific Research	1130233-423126	Carnegie Mellon Univ	
12.431	I	70,007	-	Basic Scientific Research	2004717319	Johns Hopkins University	
12.431	I	148,662	-	Basic Scientific Research	2019-3029	Aded LLC	
12.431	I	114,430	-	Basic Scientific Research	277-101150-115190	Wake Forest University	
12.431	I	14,104	-	Basic Scientific Research	450760-19071	Virginia Polytech Inst.	
12.431	I	174,384	-	Basic Scientific Research	574211	Trustees of the Univ. of Pennsylvania	
12.431	I	31,406	-	Basic Scientific Research	743751-2	College of William and Mary	
12.431	I	(142)	-	Basic Scientific Research	92689088	University of Southern California (USC)	
12.431	I	87,724	-	Basic Scientific Research	92689116 / 10593502	Univ Of Southern Cal	
12.431	I	24,951	-	Basic Scientific Research	E256GVA026	University of California at Merced	
12.431	I	70,109	-	Basic Scientific Research	UFDSP00012222-5/ PO0088902	University of Florida	
12.550	I	12,000	-	The Language Flagship Grants to Institutions of Higher Education	0054-UNC-17-SSR-280-	National Institute for International Edu	
12.550	I	203,204	-	The Language Flagship Grants to Institutions of Higher Education	0054-UNC-27-RUS-280-	National Institute for International Edu	
12.560	I	8,381	-	DOD, NDEP, DOTC-STEM Education Outreach Implementation	13000844-041	Purdue University	
12.630	D	1,370,482	46,358	Basic, Applied, and Advanced Research in Science and Engineering	191000.361536.01	Mississippi State University	
12.630	I	39,879	-	Basic, Applied, and Advanced Research in Science and Engineering	744993	Battelle Memorial Institute	
12.630	I	397,775	231,035	Basic, Applied, and Advanced Research in Science and Engineering	PO# US001-0000-744993	Battelle Memorial Institute	
12.630	I	238,328	161,820	Basic, Applied, and Advanced Research in Science and Engineering	SUB00002223	Univ Of Georgia	
12.630	I	44,008	-	Basic, Applied, and Advanced Research in Science and Engineering	T0018	Armi	
12.630	I	99,414	-	Basic, Applied, and Advanced Research in Science and Engineering	E18-91	U.S. Endow For Forest & Comm.	
12.632	I	62,262	-	Legacy Resource Management Program	1015975	Henry M Jackson Foundation	
12.740	I	20,744	-	Past Conflict Accounting	4790; PO# 960893	Henry M Jackson Foundation	
12.740	I	15,369	-	Past Conflict Accounting	509	University of Wisconsin Board of Regents	
12.740	I	69,396	-	Past Conflict Accounting			
12.750	D	9,768	(800)	Uniformed Services University Medical Research Projects	2833874	Duke University	
12.750	I	207,015	-	Uniformed Services University Medical Research Projects	5361 PO#998957	Henry M. Jackson Foundation	
12.750	I	137,225	-	Uniformed Services University Medical Research Projects	S-11021-14-01	Geneva Foundation	
12.750	I	114,770	-	Uniformed Services University Medical Research Projects			
12.800	D	3,166,427	362,294	Air Force Defense Research Sciences Program	085341-16309	Univ Of Illinois- Urbana	
12.800	I	12,490	-	Air Force Defense Research Sciences Program	5011-NCSU-AFOSR-0067	Pennsylvania State Univ	
12.800	I	(267)	-	Air Force Defense Research Sciences Program	6122-NCSU-AFOSR-0295	Pennsylvania State Univ	
12.800	I	62,827	-	Air Force Defense Research Sciences Program	AWD100348 (SUB00000078)	Univ Of Chicago	
12.800	I	162,571	-	Air Force Defense Research Sciences Program	C-5067	FAMU-FSU	
12.800	I	32,201	-	Air Force Defense Research Sciences Program	NB18-20-21	Nbmc / Semi	
12.800	I	68,709	-	Air Force Defense Research Sciences Program	SUB0000437	Princeton University	
12.800	I	75,639	-	Air Force Defense Research Sciences Program	Subaward No: 575203	University of Pennsylvania	
12.800	I	24,642	-	Air Force Defense Research Sciences Program	TS19-16-18-001	Taitech, Inc.	
12.800	I	20,194	-	Air Force Defense Research Sciences Program	X19-901038-NCSU	Nat'L Inst. Of Aerospace	
12.800	I	34,234	-	Air Force Defense Research Sciences Program			
12.900	D	17,442	-	Language Grant Program			
12.901	D	286,058	-	Mathematical Sciences Grants			
12.902	D	876,670	193,579	Information Security Grants	Subaward No: FORD0059-30353	Fordham University	
12.902	I	2,547	-	Information Security Grants			
12.905	D	36,339	-	CyberSecurity Core Curriculum			
12.910	D	7,545,525	4,649,204	Research and Technology Development	11542sc	University of California at San Francisco	A17-1205-001
12.910	I	602,352	-	Research and Technology Development	16226149	Univ Of Central Florida	A18-1547-001
12.910	I	118,493	-	Research and Technology Development	206-000062	SRI International	A19-0058-001
12.910	I	(776)	-	Research and Technology Development	60066428	Ohio State Univ.	A19-1486-001
12.910	I	(2,745)	-	Research and Technology Development	60075277 (PO# RF01599338)	Ohio State Univ.	A19-1547-001
12.910	I	1,430,321	-	Research and Technology Development	ASUB00000246	Arizona State Univ.	A19-1624-001
12.910	I	267,353	-	Research and Technology Development	UWSC11456/BPO 43409	University of Washington	A20-0940-001
12.910	I	282,193	-	Research and Technology Development			A20-1350-001
12.RD	D	473,537	263,677	U. S. Department of Defense			A21-0018-001
12.RD	D	492,266	219,417	U. S. Department of Defense			FA8650-14-C-2434
12.RD	D	1,681	-	U. S. Department of Defense			PO 1625275
12.RD	D	386,067	-	U. S. Department of Defense			2019-3054 PO20-01096
12.RD	D	39,769	-	U. S. Department of Defense			W911NF-17-D-0006
12.RD	D	69,186	-	U. S. Department of Defense			
12.RD	D	202,023	-	U. S. Department of Defense			
12.RD	D	72,737	-	U. S. Department of Defense			
12.RD	D	25,224	-	U. S. Department of Defense			
12.RD	D	474	-	U. S. Department of Defense			
12.RD	I	(3,827)	-	U. S. Department of Defense	108781SB3J	Booz Allen Hamilton, Inc.	
12.RD	I	31,291	-	U. S. Department of Defense	121-01	Sys Mat'L Res Corp, Smrc	

SCHEDULE OF EXPENDITURES OF FEDERAL AWARDS (DETAIL)

For the Fiscal Year Ended June 30, 2021

Federal ALN	Direct/ Indirect	Program Expenditures	Amount Provided to Subrecipients	ALN Program Title	Pass-Through Entity Number	Pass-Through Entity Name	Additional Award Information
12.RD	I	(3,131)	-	U. S. Department of Defense	15-0459	Brigham Young University	2018-3095
12.RD	I	109,524	-	U. S. Department of Defense	16246083-05	Univ Of Central Florida	16246083-05 12.999
12.RD	I	60,472	-	U. S. Department of Defense	165852-18F5828-19-18-C1	Arctos Tech Solutions, LLC	H98230-19-D-0012
12.RD	I	79,466	-	U. S. Department of Defense	1904	Storagenergy Tech, Inc.	H98230-19-D-0012
12.RD	I	141,064	-	U. S. Department of Defense	1905	Storagenergy Tech, Inc.	H98230-19-D-0012
12.RD	I	2,647,905	(86,236)	U. S. Department of Defense	1909-005	Medical CBRN Defense Consortium (MCDCC)	A20-0490-001
12.RD	I	39,536	-	U. S. Department of Defense	20-004 FA8649-20-P-0343	Corvid Technologies	2020-1690 20-004FA8649-20-P-0343
12.RD	I	1,790	-	U. S. Department of Defense	20-1196	Perception Solutions	2020-3100
12.RD	I	19,621	-	U. S. Department of Defense	2004901326	Johns Hopkins University	2021-20111000006
12.RD	I	(25)	-	U. S. Department of Defense	2015-15072800002	Department of Defense	G-210169
12.RD	I	(345)	-	U. S. Department of Defense	2015-1957	Solutions-Ies, Inc.	W81XWH-17-C-0192
12.RD	I	(4,571)	-	U. S. Department of Defense	2017-1403	Nia Diagnostics, LLC	2017-1403
12.RD	I	112,534	-	U. S. Department of Defense	2017-2205	Radiabeam Technologies, LLC	W912HQ-18-C-0048
12.RD	I	114,898	101,898	U. S. Department of Defense	2017-2205 N68335-18-C-0103	NATIONAL SECURITY AGENCY	2017-2205 N68335-18-C-0103
12.RD	I	48,034	-	U. S. Department of Defense	2017-SC003	Coherent Technical Serv, Inc.	W912HZ-17-2-0010
12.RD	I	3,614	-	U. S. Department of Defense	2018-0174	Vadum, Inc.	FA864921P0575
12.RD	I	(11,484)	-	U. S. Department of Defense	2018-3095	Espira, Inc	2018-3095
12.RD	I	10,919	-	U. S. Department of Defense	2018-3095	Espira, Inc	47QTCA18D00DK
12.RD	I	65,168	-	U. S. Department of Defense	2019-0677 CWMD1821-003/2018-884	USARMY	2019-0677 CWMD1821-003/2018-884
12.RD	I	23,690	23,690	U. S. Department of Defense	2019-0928	NATIONAL SECURITY AGENCY	2020-0862 N68936-20-C-0003
12.RD	I	9,106	-	U. S. Department of Defense	2019-1060	NATIONAL SECURITY AGENCY	47QTCA18D00DK
12.RD	I	94,486	94,486	U. S. Department of Defense	2019-1972 2469-1 FA8651-19-C-0122	NATIONAL SECURITY AGENCY	2019-1972 2469-1 FA8651-19-C-0122
12.RD	I	95	-	U. S. Department of Defense	2019-2136	Adroit Materials, Inc.	2020-0584 W911QX19P0221
12.RD	I	62,180	-	U. S. Department of Defense	2019-2673 165852-18F5828-19-18-C1	NATIONAL SECURITY AGENCY	2019-2673 165852-18F5828-19-18-C1
12.RD	I	98,722	-	U. S. Department of Defense	2019-3108	ARMY CORPS OF ENGINEERS	2019-0617 POU5001-0000765800
12.RD	I	184,027	-	U. S. Department of Defense	2019-3242	ARMY RESEARCH OFFICE	W911NF-19-C-0090
12.RD	I	174,583	-	U. S. Department of Defense	2019-TSSA-0002	Mide Technology Corp	2020-1237 W912CG20C0008
12.RD	I	29,963	-	U. S. Department of Defense	2020-0358	Nirsense LLC	2020-1704
12.RD	I	(3)	-	U. S. Department of Defense	2020-0584	Adroit Materials, Inc.	N6833520C0837
12.RD	I	47,807	39,402	U. S. Department of Defense	2020-1046 46000006792	NATIONAL SECURITY AGENCY	2015-1957
12.RD	I	246,462	-	U. S. Department of Defense	2020-1180	Adroit Materials, Inc.	2020-1046 46000006792
12.RD	I	325,320	325,320	U. S. Department of Defense	2020-1180 W911NF20C0020	NATIONAL SECURITY AGENCY	2020-0610 2019-TSSA-0002
12.RD	I	55,076	-	U. S. Department of Defense	2020-1236	Haley & Aldrich, Inc.	2020-1180 W911NF20C0020
12.RD	I	57,317	44,317	U. S. Department of Defense	2020-1236 W91HQ18C0081	NATIONAL SECURITY AGENCY	H98230-19-D-0012
12.RD	I	28,818	-	U. S. Department of Defense	2020-1300	Adroit Materials, Inc.	2020-1236 W91HQ18C0081
12.RD	I	47,585	34,585	U. S. Department of Defense	2020-1690 20-004FA8649-20-P-0343	NATIONAL SECURITY AGENCY	2020-0862 N68936-20-C-0003
12.RD	I	66,157	-	U. S. Department of Defense	2020-2016	Ampac, LLC	2020-1690 20-004FA8649-20-P-0343
12.RD	I	6,642	-	U. S. Department of Defense	2020-2232	Nahsai, LLC	IPA2020-2931
12.RD	I	68,401	-	U. S. Department of Defense	2020-2822	Nahsai, LLC	2020-1197 N6833519C0754
12.RD	I	18,898	-	U. S. Department of Defense	2021-0545	Archaius LLC	H98230-19-D-0012
12.RD	I	12,218	8,038	U. S. Department of Defense	2021-1156H98230-19-D-0012/DO-0002	NATIONAL SECURITY AGENCY	FX20D-TCSO1-0052
12.RD	I	16,076	-	U. S. Department of Defense	2021-1331H98230-19-D-0012/DO-0002	NATIONAL SECURITY AGENCY	W911QY-17-C-0032
12.RD	I	3,890	-	U. S. Department of Defense	2021-1383W911QY21P0065	Eccalon, LLC	H98230-19-D-0012/DO-0002
12.RD	I	69,433	-	U. S. Department of Defense	2037-1909	Sa Photonics	47QTCA18D00DK
12.RD	I	2,104	-	U. S. Department of Defense	21-1035	Nirsense LLC	H98230-19-D-0012
12.RD	I	21,994	-	U. S. Department of Defense	218-884 PROJ AGMT NO. 1	Advanced Technology Intl	2020-1036 #3953-1 W911NF-20-P-0039
12.RD	I	88,396	-	U. S. Department of Defense	2469-1	Intelligent Automation, Inc.	H98230-19-D-0012
12.RD	I	383	-	U. S. Department of Defense	2575-1	Intelligent Automation, Inc.	H98230-19-D-0012
12.RD	I	18,692	-	U. S. Department of Defense	3005983389 SUBK0000	University of Michigan (UMICH)	2018-3165
12.RD	I	128,348	-	U. S. Department of Defense	313-0868	Duke University	A15-1710-007
12.RD	I	142,968	-	U. S. Department of Defense	3130816	Duke University	A18-1565-001
12.RD	I	(909)	-	U. S. Department of Defense	342902NCSU	Luna Innovations, Inc	A18-1436-001
12.RD	I	1,259	-	U. S. Department of Defense	3953-1	Maxentric Technologies, LLC	FA8650-12-D-3211-0003
12.RD	I	69,160	-	U. S. Department of Defense	41769	Advanced Cooling Technologies	(Triad TO#3, SISA)
12.RD	I	36,765	-	U. S. Department of Defense	4342-FPN-1	Maxentric Technologies, LLC	W911QY-16-P-0197
12.RD	I	45,298	-	U. S. Department of Defense	4600006792	Aerospace Corporation	HR0011-20-C-0053
12.RD	I	8,453	-	U. S. Department of Defense	47QTCA18D00DK	Eccalon, LLC	H98230-19-D-0012
12.RD	I	3,500	-	U. S. Department of Defense	47QTCA18D00DK	Eccalon, LLC	H98230-19-D-0012
12.RD	I	8,453	-	U. S. Department of Defense	47QTCA18D00DK	Eccalon, LLC	2020-1057 VADUM-19-SC-0003
12.RD	I	742	-	U. S. Department of Defense	501020	Aptim	A19C-007-0083
12.RD	I	108,361	-	U. S. Department of Defense	5019	Water Research Foundation	2020-1196 N6833519C0838
							W911QY21P0065
							2019-2136 W911NF19C0016
							W912HZ2020001

SCHEDULE OF EXPENDITURES OF FEDERAL AWARDS (DETAIL)

For the Fiscal Year Ended June 30, 2021

Federal ALN	Direct/ Indirect	Program Expenditures	Amount Provided to Subrecipients	ALN Program Title	Pass-Through Entity Number	Pass-Through Entity Name	Additional Award Information
12.RD	I	3,374	-	U. S. Department of Defense	7000459524	MIT Lincoln Laboratory	2019-1333 VADUM-19-SC-0003 A172-132-018
12.RD	I	220	-	U. S. Department of Defense	80433	Creare, Inc.	A15-1636-001
12.RD	I	(3,304)	-	U. S. Department of Defense	86956	Creare, Inc.	A17-0988-001
12.RD	I	3,793	-	U. S. Department of Defense	A101479	Woods Hole Oceanographic Inst.	2019-3269 PO7000459524 FA8702-15-D-0001
12.RD	I	329,941	-	U. S. Department of Defense	AWD-101187-G1/PO-500	Georgia Institute of Technology Research	A17-0825-001
12.RD	I	30,847	-	U. S. Department of Defense	BF.1401.005.NCSU.20.01	Tda Research, Inc.	2020-0358 W15QKN199108
12.RD	I	28	-	U. S. Department of Defense	CV17007-01	Control Vision, Inc.	W900K-15-C-0027
12.RD	I	13,535	-	U. S. Department of Defense	Contingency Letter	Global Mobile Finance, Inc.	G-281206
12.RD	I	73,471	-	U. S. Department of Defense	DSC3130-02	Macaulay-Brown, Inc.	2019-0260 2037-1909 W911SR-19-C-0027
12.RD	I	72,492	72,492	U. S. Department of Defense	FA864920P1003	NATIONAL SECURITY AGENCY	FA864920P1003
12.RD	I	252,737	252,737	U. S. Department of Defense	FUND CR A60FJ PO506117041	NATIONAL SECURITY AGENCY	FUND CR A60FJ PO506117041
12.RD	I	7,711	-	U. S. Department of Defense	GS.1102.013.NCSU.19.01	Tda Research, Inc.	FX20D-TCSO1-0052
12.RD	I	19,412	-	U. S. Department of Defense	GS.1102.013.NCSU.19.01	Tda Research, Inc.	H98230-19-D-0012/DO-0002
12.RD	I	34,822	-	U. S. Department of Defense	H98230-19-D-0012	Adroit Materials, Inc.	H98230-19-D-0012
12.RD	I	8,430	-	U. S. Department of Defense	H98230-19-D-0012	NATIONAL SECURITY AGENCY	2019-2250 A101479 N3943019C2173
12.RD	I	3,941,338	1,047,833	U. S. Department of Defense	H98230-19-D-0012	NATIONAL SECURITY AGENCY	H98230-19-D-0012
12.RD	I	57,930	-	U. S. Department of Defense	H98230-19-D-0012	Strategic Environmental Research and Development Program	H98230-19-D-0012
12.RD	I	46,272	-	U. S. Department of Defense	H98230-19-D-0012	U. S. Department of Defense	H98230-19-D-0012
12.RD	I	499,907	-	U. S. Department of Defense	H98230-19-D-0012	US ARMY - SOLDIER SYSTEMS CENT	H98230-19-D-0012
12.RD	I	13,729	9,032	U. S. Department of Defense	H98230-19-D-0012/DO-0002	NATIONAL SECURITY AGENCY	2020-2232 FA864920P0600
12.RD	I	29,433	19,364	U. S. Department of Defense	H98230-19-D-0012/DO-0002	NATIONAL SECURITY AGENCY	H98230-19-D-0012
12.RD	I	43,013	-	U. S. Department of Defense	H98230-21-1-0026	DOD National Security Agency (NSA)	G-210242
12.RD	I	238,439	84,778	U. S. Department of Defense	HR0011-20-C-0053	NATIONAL SECURITY AGENCY	HR0011-20-C-0053
12.RD	I	110,348	110,348	U. S. Department of Defense	IPA2020-1917	NATIONAL SECURITY AGENCY	IPA2020-1917
12.RD	I	1,156	-	U. S. Department of Defense	KR2021S4P1_NCSU	Kairos Research LLC	2020-1473
12.RD	I	36	-	U. S. Department of Defense	N/A	Energy Materials Corporation	A18-0535-001
12.RD	I	39,535	-	U. S. Department of Defense	N/A	Perotech, Inc.	A21-0511-001
12.RD	I	1,245,172	-	U. S. Department of Defense	N6523619C8013	NATIONAL SECURITY AGENCY	N6523619C8013
12.RD	I	54,230	41,230	U. S. Department of Defense	N68335-18-C-0007 2017-SC003	NATIONAL SECURITY AGENCY	N68335-18-C-0007 2017-SC003
12.RD	I	74,086	-	U. S. Department of Defense	N68335-19-C-0079 DSC3130-02	NATIONAL SECURITY AGENCY	N68335-19-C-0079 DSC3130-02
12.RD	I	10,932	-	U. S. Department of Defense	N6833519C0754	Perception Solutions	2019-3054 PO20-01096 W911NF-17-D-0006
12.RD	I	26,412	-	U. S. Department of Defense	N6833520C0837	Perception Solutions	2021-0483
12.RD	I	13,531	-	U. S. Department of Defense	NR-K164	Florida Atlantic University	H98230-19-D-0012/DO-0002
12.RD	I	6,861	-	U. S. Department of Defense	P000013727	Six3 Advanced Systems Inc	A16-0578-001
12.RD	I	145,005	-	U. S. Department of Defense	P02735	Iris Technology	H98230-19-D-0012
12.RD	I	(79,683)	-	U. S. Department of Defense	PO 1625275	Boeing Company	PO 1625275
12.RD	I	8,957	-	U. S. Department of Defense	PO 4102154739	Lockheed Martin Missiles and Fire Control	A15-1548-001
12.RD	I	98,693	-	U. S. Department of Defense	PO 5100009048-0	Bwx Technologies	H98230-19-D-0012
12.RD	I	103,946	-	U. S. Department of Defense	PO 5100009048-0	NAT'L RECONNAISSANCE OFFICE	PO 5100009048-0
12.RD	I	303,158	-	U. S. Department of Defense	PO00150493 / 4T126	Teledyne Scientific & Imaging	HR0011-20-C-0053
12.RD	I	3,912	-	U. S. Department of Defense	PO20-01096	Applied Research Assoc. (Ara)	FA864920P0328
12.RD	I	8,458	-	U. S. Department of Defense	PO20-01096	Applied Research Assoc. (Ara)	H98230-19-D-0012
12.RD	I	15,148	-	U. S. Department of Defense	S-002752.02.BASIC.UN	Applied Research Associates, Inc.	A15-1715-001
12.RD	I	16,097	-	U. S. Department of Defense	S000633	Accenture	W31P4Q-18-C-0083
12.RD	I	93,338	-	U. S. Department of Defense	SCN09652	Martin Defense Group, LLC	2020-0313 1904 W911NF-19-C-0074
12.RD	I	66,745	-	U. S. Department of Defense	SCN09652	Martin Defense Group, LLC	2020-2016 N6833518C0180
12.RD	I	364,807	49,496	U. S. Department of Defense	SCN09652	Martin Defense Group, LLC	H98230-19-D-0012
12.RD	I	(272)	-	U. S. Department of Defense	SOT-NCSU-CRIA-16-01	Orsa Technologies LLC	W912HZ18C0026
12.RD	I	31,978	23,753	U. S. Department of Defense	SP4701-18-C-0070 121-01	NATIONAL SECURITY AGENCY	SP4701-18-C-0070 121-01
12.RD	I	31,465	-	U. S. Department of Defense	STTR2021-002-NC STATE	Crown Consulting	2020-3163W911NF21P0024
12.RD	I	228,894	103,416	U. S. Department of Defense	SUB# D01-W911SR-14-2-001-0026	MSRDC	G-281000
12.RD	I	31,510	-	U. S. Department of Defense	SUBCONTRACT NO. 100058	Portland State University	W911NF-20-P-0047
12.RD	I	35,376	-	U. S. Department of Defense	Signed Doc Dated 3/11/2021	LM Group Holdings, Inc	G-281191
12.RD	I	39,073	-	U. S. Department of Defense	Subaward # W911SR-14-2-0001	MSRDC	G-281077
12.RD	I	31,893	-	U. S. Department of Defense	Subcontract No.D9104-S1	Georgia Tech Research Institute	G-281195
12.RD	I	4,285	-	U. S. Department of Defense	Subcontract No: 2102964-05	Systems Engineering Research Center (SERC)	G-281103
12.RD	I	42,023	22,572	U. S. Department of Defense	Subcontract No: P010237224	SAIC	G-281071
12.RD	I	13,215	-	U. S. Department of Defense	TS21-00-2402-001	Taitech, Inc	W911NF21C0012
12.RD	I	113,277	-	U. S. Department of Defense	UNIV61670	Vanderbilt University	H98230-19-D-0012
12.RD	I	97,675	-	U. S. Department of Defense	US001-0000765800	Battelle Memorial Institute	H98230-19-D-0012
12.RD	I	1,545	-	U. S. Department of Defense	VADUM-19-SC-0003	Vadum, Inc.	N39430-17-C-1941

SCHEDULE OF EXPENDITURES OF FEDERAL AWARDS (DETAIL)

For the Fiscal Year Ended June 30, 2021

Federal	Direct/ Indirect	Program Expenditures	Amount Provided to Subrecipients	ALN Program Title	Pass-Through Entity Number	Pass-Through Entity Name	Additional Award Information
12.RD	I	5,150	-	U. S. Department of Defense	VADUM-19-SC-0003	Vadum, Inc.	W911NF-17-C-0086
12.RD	I	78,574	-	U. S. Department of Defense	VADUM-20-BEAGLE2S	Vadum, Inc.	H98230-19-D-0012
12.RD	I	31,004	-	U. S. Department of Defense	VADUM-20-SCOUTER	Vadum, Inc.	H98230-19-D-0012/DO-0002
12.RD	I	11,391	-	U. S. Department of Defense	VADUM-21-MOCKINGBIRD_2	Vadum, Inc.	H98230-19-D-0012
12.RD	I	13,732	-	U. S. Department of Defense	W31P4Q-18-C-0083	Perceptronics Solutions	FA8650-21-F-2402
12.RD	I	(2,220)	-	U. S. Department of Defense	W81XWH-17-C-0192	Perceptronics Solutions	2017-1403
12.RD	I	(373)	-	U. S. Department of Defense	W900KK-15-C-0028	ARMY CORPS OF ENGINEERS	W900KK-15-C-0028
12.RD	I	166,231	166,231	U. S. Department of Defense	W911NF-18-C-0086	NATIONAL SECURITY AGENCY	W911NF-18-C-0086
12.RD	I	91,734	78,734	U. S. Department of Defense	W911NF-20-C-0052	NATIONAL SECURITY AGENCY	W911NF-20-C-0052
12.RD	I	41,493	-	U. S. Department of Defense	W911NF21C0013	NATIONAL SECURITY AGENCY	W911NF21C0013
12.RD	I	39,330	26,330	U. S. Department of Defense	W911QX21C0005	NATIONAL SECURITY AGENCY	W911QX21C0005
12.RD	I	32,950	-	U. S. Department of Defense	W911QY20C0061	Espira, Inc	FA864921P0130
12.RD	I	34,533	-	U. S. Department of Defense	W911QY20C0061	NATIONAL SECURITY AGENCY	W911QY20C0061
12.RD	I	73,191	-	U. S. Department of Defense	W911QY21P0012	NATIONAL SECURITY AGENCY	W911QY21P0012
12.RD	I	155,682	-	U. S. Department of Defense	W912CG20C0008	Adroit Materials, Inc.	H98230-19-D-0012
12.RD	I	33,710	22,177	U. S. Department of Defense	W912HQ-18-C-0027 Subcontract NO. 100058	NATIONAL SECURITY AGENCY	W912HQ-18-C-0027 Subcontract NO. 100058
12.RD	I	114,962	114,962	U. S. Department of Defense	W912HQ20C0040	NATIONAL SECURITY AGENCY	W912HQ20C0040
12.RD	I	60,387	-	U. S. Department of Defense	W912HQ21P0005	NATIONAL SECURITY AGENCY	W912HQ21P0005
12.RD	I	28,300	-	U. S. Department of Defense	W912T20C0015	DOD-Construction Engineering Research Laboratory(CERL)	G-210235
12.RD	I	(286)	-	U. S. Department of Defense	XO200A-A	Oregon State Univ.	342902NCSU W911QY-18-C-0003 3429-ARM-2T
12.RD	I	19,895	-	U. S. Department of Defense	Z117/UNC	Zymeron Corporation	A21-0466-001
12.U22	I	14,418	-	U. S. Department of Defense	SA0000776	San Diego State	Archaeological Research in Willamett
		<u>58,230,459</u>	<u>11,461,283</u>	Total - Research and Development - U. S. Department of Defense			
<u>U. S. Central Intelligence Agency</u>							
13.RD	D	182,624	-	U. S. Central Intelligence Agency			A16-0697-001
13.RD	I	162,533	-	U. S. Central Intelligence Agency	202356/PO#P0057072	Florida Institute of Technology	A18-1486-001
13.RD	I	164,867	-	U. S. Central Intelligence Agency	CONTINGENCY DATED 9/28/18	Florida Institute of Technology Inc	G-281032
		<u>510,024</u>	-	Total - Research and Development - U. S. Central Intelligence Agency			
<u>U. S. Department of Housing and Urban Development</u>							
14.506	D	151,857	200	General Research and Technology Activity			
14.536	I	9,953	-	Research and Evaluations, Demonstrations, and Data Analysis and Utilization	PO-0000132347	Louisiana State University	
14.906	D	193,857	-	Healthy Homes Technical Studies Grants			
14.RD	I	15,901	-	U. S. Department of Housing and Urban Development	Subaward No: 8881	Indiana University at Bloomington	G-281202
		<u>371,568</u>	<u>200</u>	Total - Research and Development - U. S. Department of Housing and Urban Development			
<u>U. S. Department of Interior</u>							
15.232	D	63,100	-	Joint Fire Science Program			
15.423	D	305,444	230,983	Bureau of Ocean Energy Management (BOEM) Environmental Studies (ES)			
15.608	D	32,842	-	Fish and Wildlife Management Assistance			
15.608	I	17,066	-	Fish and Wildlife Management Assistance	SUB00002047	Univ Of Florida	
15.628	D	18,271	14,197	Multistate Conservation Grant			
15.630	D	3,129	-	Coastal			
15.650	D	10,541	2,949	Research Grants (Generic)			
15.654	D	496,859	-	National Wildlife Refuge System Enhancements			
15.657	D	5,434	-	Endangered Species Recovery Implementation			
15.663	I	37,955	-	NFWF-USFWS Conservation Partnership	1701.14.046069	National Fish and Wildlife Foundation	
15.663	I	159,238	-	NFWF-USFWS Conservation Partnership	8020.16.054141	Nat'L Fish & Wildlife Found.	
15.664	D	56,765	-	Fish and Wildlife Coordination and Assistance			
15.670	D	6,961	-	Adaptive Science			
15.678	D	270,530	-	Cooperative Ecosystem Studies Units			
15.805	D	43,639	17,716	Assistance to State Water Resources Research Institutes			
15.808	D	280,863	-	U. S. Geological Survey Research and Data Collection			
15.810	D	15,557	-	National Cooperative Geologic Mapping			
15.812	D	811,317	8,537	Cooperative Research Units			
15.815	I	4,387	-	National Land Remote Sensing Education Outreach and Research	AV18-NC-01 MOD 3	AmericaView	
15.820	D	1,229,903	276,720	National and Regional Climate Adaptation Science Centers			
15.923	D	18,955	-	National Center for Preservation Technology and Training			
15.931	D	7,042	-	Conservation Activities by Youth Service Organizations			
15.945	D	532,260	59,228	Cooperative Research and Training Programs – Resources of the National Park System			

SCHEDULE OF EXPENDITURES OF FEDERAL AWARDS (DETAIL)

For the Fiscal Year Ended June 30, 2021

Federal	Direct/ Indirect	Program Expenditures	Amount Provided to Subrecipients	ALN Program Title	Pass-Through Entity Number	Pass-Through Entity Name	Additional Award Information
15.945	I	12,792	-	Cooperative Research and Training Programs – Resources of the National Park System	169	Florida Intl Univ Board of Trustees	
15.946	I	6,791	-	Cultural Resources Management	SALH-09-2020	Association for the Study of African Amer Life & History	
15.RD	D	538	-	U. S. Department of Interior			140P4220P0047 15.008
15.RD	D	27,105	18,049	U. S. Department of Interior			2020-1528 IPA 15.008
15.RD	D	20,305	-	U. S. Department of Interior			2021-1187 15.008
15.RD	I	30,311	-	U. S. Department of Interior	2021-0704	USDI, NAT'L PARK SER	140P4220P0047
15.RD	I	3,159	-	U. S. Department of Interior	NCOUA101339072017	Nature Conservancy	F12AC01516/NCOUA101339072017
		<u>4,529,059</u>	<u>628,379</u>	Total - Research and Development - U. S. Department of Interior			
<u>U. S. Department of Justice</u>							
16.026	D	216,374	-	OVW Research and Evaluation Program			
16.320	I	21,097	-	Services for Trafficking Victims	N/A	Restore NYC	
16.560	D	245,629	12,805	National Institute of Justice Research, Evaluation, and Development Project Grants			
16.560	I	34,275	-	National Institute of Justice Research, Evaluation, and Development Project Grants	131506-G003990	Washington State University	
16.560	I	77,744	-	National Institute of Justice Research, Evaluation, and Development Project Grants	SUB00002182	University of Florida	
16.560	I	215,750	-	National Institute of Justice Research, Evaluation, and Development Project Grants	UNC-80	IRIS Media, Inc.	
16.582	I	2,500	-	Crime Victim Assistance/Discretionary Grants	FED AWARD#2018-V3-GX	Justice Research and Statistics Association	
16.585	D	746,695	12,132	Drug Court Discretionary Grant Program			
16.590	I	1,723	-	Grants to Encourage Arrest Policies and Enforcement of Protection Orders Program	A16-0190-005	Pitt County	
16.609	I	40,261	-	Project Safe Neighborhoods	2018-GP-BX-0035	North Carolina Gang Investigators	
16.609	I	2,725	-	Project Safe Neighborhoods	20185-GP-BX-0035	North Carolina Gang Investigators	
16.609	I	5,763	-	Project Safe Neighborhoods	2019-GP-BX-0043	North Carolina Gang Investigators	
16.609	I	11,625	-	Project Safe Neighborhoods	205979	North Carolina Gang Investigators	
16.738	I	4,815	-	Edward Byrne Memorial Justice Assistance Grant Program	2020SPI	City of Winston-Salem	
16.745	D	192,971	-	Criminal and Juvenile Justice and Mental Health Collaboration Program			
16.745	I	10,922	-	Criminal and Juvenile Justice and Mental Health Collaboration Program	1800000195	Durham County Office of the Sheriff	
16.745	I	50,569	-	Criminal and Juvenile Justice and Mental Health Collaboration Program	SHARP	Pitt County	
16.812	I	28,837	-	Second Chance Act Reentry Initiative	2018-RFK-NRC-001	Robert F. Kennedy Children's Action Corps	
16.812	I	21,772	-	Second Chance Act Reentry Initiative	N/A	Durham County	
		<u>1,932,047</u>	<u>24,937</u>	Total - Research and Development - U. S. Department of Justice			
<u>U. S. Department of Labor</u>							
17.268	I	206,483	161,900	H-1B Job Training Grants	19200257-004	Purdue University	
		<u>206,483</u>	<u>161,900</u>	Total - Research and Development - U. S. Department of Labor			
<u>U. S. Department of State</u>							
19.040	I	45,578	15,045	Public Diplomacy Programs	45-2402-1031-309	Univ Of Nebraska - Omaha	
19.040	I	76,233	-	Public Diplomacy Programs	701UNC	Making Cents International	
19.408	I	209,906	-	Academic Exchange Programs - Teachers	FY21-FTEA-UNCW-01292100.39	International Research and Exchanges Board Inc	
19.415	I	18,895	-	Professional and Cultural Exchange Programs - Citizen Exchanges	022-0012-0040-01	Meridian International Center	
19.900	D	19,991	-	AEECA/ESF PD Programs			
		<u>370,603</u>	<u>15,045</u>	Total - Research and Development - U. S. Department of State			
<u>U. S. Department of Transportation</u>							
20.109	D	461,327	-	Air Transportation Centers of Excellence			
20.200	D	1,165,160	310,971	Highway Research and Development Program			
20.200	I	29,651	3,325	Highway Research and Development Program	HR 03-139	National Academy of Sciences	
20.200	I	36,958	27,393	Highway Research and Development Program	HR 17-78 SUB0000919	National Academy of Sciences	
20.200	I	98,252	49,691	Highway Research and Development Program	HR 17-93 SUB0001359	National Academy of Sciences	
20.200	I	48,827	16,898	Highway Research and Development Program	HR 17-95 SUB0001528	National Academy of Sciences	
20.200	I	29,602	282	Highway Research and Development Program	HR 22-47 - UNIT #905	National Academy of Sciences	
20.200	I	1,079	-	Highway Research and Development Program	M1902513	Texas Transportation Institute	
20.215	D	55,711	-	Highway Training and Education			
20.514	I	37,329	4,974	Public Transportation Research, Technical Assistance, and Training	TCRP B-46 / PO# SUB0	National Academy of Sciences	
20.614	I	88,940	16,594	National Highway Traffic Safety Administration (NHTSA) Discretionary Safety Grants and Cooperative Agreements	SUB0001537 BTS-10	National Academy of Sciences	
20.701	D	3,744,116	1,974,068	University Transportation Centers Program			
20.701	I	250,767	-	University Transportation Centers Program	UFDP00011676	University of Florida	
20.RD	D	5,294	-	U. S. Department of Transportation			693JU319D00031 20.109
20.RD	D	279	-	U. S. Department of Transportation			A17-1332-001
20.RD	D	250,708	6,249	U. S. Department of Transportation			A18-0228-001
20.RD	D	30,414	-	U. S. Department of Transportation			A20-0997-001
20.RD	I	54,401	-	U. S. Department of Transportation	110309	Virginia Trans. Res. Council	69A3551747104
20.RD	I	30,875	-	U. S. Department of Transportation	188907	Wsp USA	69A3551747104

SCHEDULE OF EXPENDITURES OF FEDERAL AWARDS (DETAIL)

For the Fiscal Year Ended June 30, 2021

Federal	Direct/ Indirect	Program Expenditures	Amount Provided to Subrecipients	ALN Program Title	Pass-Through Entity Number	Pass-Through Entity Name	Additional Award Information
20.RD	I	122,929	60,130	U. S. Department of Transportation	2018-0550	U. S. Department of Transportation	693JJ319D00031
20.RD	I	106,481	-	U. S. Department of Transportation	2020-2912	U. S. DEPT OF TRANS	69A3551747104
20.RD	I	91,950	78,950	U. S. Department of Transportation	2020-2912	U. S. DEPT OF TRANS	DTFH6116D00040
20.RD	I	20,294	-	U. S. Department of Transportation	2021-DOT-10206	2M Research	A21-1193-001
20.RD	I	(11,446)	-	U. S. Department of Transportation	25183004	Alaska Dot	0527(028)
20.RD	I	59,481	-	U. S. Department of Transportation	25193012	Alaska Dot	DTFH61-13-H-00024
20.RD	I	75,826	-	U. S. Department of Transportation	25203040	Alaska Dot	69A3551747104
20.RD	I	(9)	-	U. S. Department of Transportation	2563018	Alaska Dot	0527(028)
20.RD	I	(1,690)	-	U. S. Department of Transportation	38049-01	Vanasse Hangen Brustlin, (VHB) Inc.	A10-1687-001
20.RD	I	(4,151)	-	U. S. Department of Transportation	38110-01	Vanasse Hangen Brustlin, (VHB) Inc.	A13-0948-001
20.RD	I	89,935	-	U. S. Department of Transportation	38541-15	Vanasse Hangen Brustlin, (VHB) Inc.	A16-1355-001
20.RD	I	399,606	-	U. S. Department of Transportation	38617-23	Vanasse Hangen Brustlin, (VHB) Inc.	A17-1457-001
20.RD	I	66,493	-	U. S. Department of Transportation	38617.1	Vanasse Hangen Brustlin, Inc.	VTTC117566
20.RD	I	85,136	-	U. S. Department of Transportation	693JJ318F000339	Cadmus Group	A19-0386-001
20.RD	I	7,223	-	U. S. Department of Transportation	693JJ319F000371	Cadmus Group	A20-0505-001
20.RD	I	54,996	-	U. S. Department of Transportation	AMEND #20 / UFDSP00011674	Univ Of Florida	69A3551747104
20.RD	I	16,369	-	U. S. Department of Transportation	AMEND #20 / UFDSP00011674	Univ Of Florida	HR 20-05(52-04)
20.RD	I	42,106	-	U. S. Department of Transportation	AMEND #21 / UFDSP00011674	Univ Of Florida	7-000019150
20.RD	I	79,094	-	U. S. Department of Transportation	AMEND #22 / UFDSP00011674	Univ Of Florida	4000(184)
20.RD	I	46,431	-	U. S. Department of Transportation	AMEND #27 / UFDSP00011674	Univ Of Florida	69A3551747104
20.RD	I	24,884	-	U. S. Department of Transportation	AMEND #29 / UFDSP00011674	Univ Of Florida	69A3551747104
20.RD	I	4,499	-	U. S. Department of Transportation	AMEND #32 / UFDSP00011674	Univ Of Florida	693JJ918F000208/DTNH2217D00040
20.RD	I	30,315	-	U. S. Department of Transportation	AMEND. #2 / UFDSP00011674	Univ Of Florida	DTFH61-13-H-00024
20.RD	I	18	-	U. S. Department of Transportation	DTPH5616C00001	Pipeline & Hazardous Materials	4000(162)
20.RD	I	95,424	65,296	U. S. Department of Transportation	HR 17-72	National Academy of Sciences	A15-1512-001
20.RD	I	6,692	-	U. S. Department of Transportation	J2481A-A	Oregon State Univ.	DTPH5616C00001
20.RD	I	17,240	-	U. S. Department of Transportation	N/A	Dunlap and Associates, Inc.	A20-0623-001
20.RD	I	13,569	-	U. S. Department of Transportation	N/A	TransAnalytics	A19-1790-001
20.RD	I	20,118	-	U. S. Department of Transportation	N/A	TransAnalytics	A20-0429-001
20.RD	I	(1,068)	-	U. S. Department of Transportation	S-001986-NCSU-00 14-00560	Applied Research Assoc. (Ara)	DTFH61-13-C-00025/ S-001986-NCSU-00 14-00560
20.RD	I	112,917	-	U. S. Department of Transportation	S-0194-D00194.00083-NCSU	Applied Research Assoc. (Ara)	693JK320C000009
20.RD	I	102,245	-	U. S. Department of Transportation	S-0363-D00194.00310-NCSU	Applied Research Assoc. (Ara)	527031
20.RD	I	151,531	-	U. S. Department of Transportation	S-769-D00099-00212-00-NCS	Applied Research Assoc. (Ara)	693JK320C000009
20.RD	I	26,051	17,139	U. S. Department of Transportation	SUB0001538 / #905	National Academy Of Sciences	2020-1729
20.RD	I	58,677	12,702	U. S. Department of Transportation	SUB0001538 / #905	National Academy Of Sciences	69A3551747104
20.RD	I	47,856	-	U. S. Department of Transportation	SUB0001538 / #905	National Academy Of Sciences	DTFH61-13-H-00024
20.RD	I	10,769	-	U. S. Department of Transportation	Subaward Agreement: 460732-190	Virginia Polytechnic Institute and State University	G-281100
20.RD	I	38,665	-	U. S. Department of Transportation	UFDSP00011674	Univ Of Florida	DTFH61-13-H-00024
20.RD	I	8,445	-	U. S. Department of Transportation	UFDSP00011674 (AMEND #12)	Univ Of Florida	69A3551747104
		8,535,591	2,644,662	Total - Research and Development - U. S. Department of Transportation			
U. S. Department Of Treasury							
21.RD	I	25,000	-	U. S. Department of Treasury	21-2775	Hope Renovations	A21-0733-001
		25,000	-	Total - Research and Development - U. S. Department of Treasury			
U. S. Appalachian Regional Commission							
23.011	D	7,460	-	Appalachian Research, Technical Assistance, and Demonstration Projects			
		7,460	-	Total - Research and Development - U. S. Appalachian Regional Commission			
U. S. Government Printing Office							
40.RD	D	21,946	-	U. S. Government Printing Office			CCF-2028850 40.070
		21,946	-	Total - Research and Development - U. S. Government Printing Office			
U. S. National Aeronautics and Space Administration							
43.001	D	1,568,769	204,422	Science	1295 G UA448	University of California at Los Angeles	
43.001	I	28,460	-	Science	160823	Johns Hopkins University	
43.001	I	(2,751)	-	Science	3TB325	South Dakota State Univ.	
43.001	I	4,859	-	Science	4500002641	Boston University	
43.001	I	79,898	-	Science	G00-21052X	Smithsonian Astrophys Observ	
43.001	I	29,924	-	Science	G00-21057B	Smithsonian Astrophys Observ	
43.001	I	39,909	-	Science	G07-18068X	Smithsonian Astrophys Observ	
43.001	I	11,304	-	Science	G08-19053X	Smithsonian Astrophys Observ	
43.001	I	19,831	-	Science			

SCHEDULE OF EXPENDITURES OF FEDERAL AWARDS (DETAIL)

For the Fiscal Year Ended June 30, 2021

Federal ALN	Direct/ Indirect	Program Expenditures	Amount Provided to Subrecipients	ALN Program Title	Pass-Through Entity Number	Pass-Through Entity Name	Additional Award Information
43.001	I	68,606	-	Science	GO9-20067X	Smithsonian Astrophys Observ	
43.001	I	10,761	-	Science	HST-GO-16242.003-A	Space Telescope Science Institute	
43.001	I	49,909	-	Science	OAI-NSSC2-20170	Ohio Aerospace Institute	
43.001	I	24,761	-	Science	RSA No: 1646362	NASA Jet Propulsion Laboratory	
43.001	I	9,113	-	Science	RSA No:1632388	NASA Jet Propulsion Laboratory	
43.001	I	23,161	-	Science	S5047-PO453053	Massachusetts Institute of Technology	
43.001	I	9,536	-	Science	SUBAWD000767	Univ Corp Atmos Res	
43.001	I	6,700	-	Science	Subcontract No. 1644754	NASA Jet Propulsion Laboratory	
43.001	I	107,361	-	Science	UWSC11155 / POBP4011	University of Washington	
43.002	D	461,257	304,040	Aeronautics			
43.002	I	233,826	-	Aeronautics	17-3379 PO2000034205	Univ Of South Carolina	
43.002	I	79,363	-	Aeronautics	SUBAWARD # 60061599	Ohio State University	
43.003	D	247,875	-	Exploration			
43.003	I	54,799	-	Exploration	SUB00002483	University of Florida	
43.007	D	97,922	-	Space Operations			
43.007	I	31,757	-	Space Operations	UT21136 (PO# 31767)	Ohio University	
43.008	D	666,795	32,949	Office of Stem Engagement (OSTEM)			
43.008	I	1,393	-	Office of Stem Engagement (OSTEM)	49A24-A	Ny City College Of Technology	
43.008	I	14,000	-	Office of Stem Engagement (OSTEM)	C15-2B00-NCSU-201186-NCSU	Nat'L Inst. Of Aerospace	
43.008	I	47,894	-	Office of Stem Engagement (OSTEM)	H008119101/CON 82164	University of Minnesota Board of Regents	
43.009	D	30,981	-	Cross Agency Support			
43.012	D	256,811	-	Space Technology			
43.012	I	31,492	-	Space Technology	A20-0143-S001/PO277908	Rensselaer Polytechnic Inst.	
43.012	I	12,240	-	Space Technology	NCSU1	Howe Industries	
43.RD	D	41	-	U. S. National Aeronautics and Space Administration			A18-1026-001
43.RD	D	406,411	227,894	U. S. National Aeronautics and Space Administration			A18-1142-001
43.RD	D	89,464	-	U. S. National Aeronautics and Space Administration			A19-0743-001
43.RD	D	21,490	-	U. S. National Aeronautics and Space Administration			A19-0987-001
43.RD	D	224,309	-	U. S. National Aeronautics and Space Administration			A20-0338-001
43.RD	I	307	-	U. S. National Aeronautics and Space Administration	1607153	California Institute of Technology (CalT)	A19-0540-001
43.RD	I	2,054	-	U. S. National Aeronautics and Space Administration	1609860	California Institute of Technology (CalT)	A19-0538-001
43.RD	I	7,707	-	U. S. National Aeronautics and Space Administration	1629372	California Inst. Of Tech.	NNX12CB01C
43.RD	I	1	-	U. S. National Aeronautics and Space Administration	2012-1749	Intelligent Fiber Optic System	2012-1749
43.RD	I	47,036	-	U. S. National Aeronautics and Space Administration	7022A-SC01	Opterus Research And Dev	HST-GO-15826.006-A
43.RD	I	67,085	-	U. S. National Aeronautics and Space Administration	80NSSC20P1055	NASA Glenn Research Center	G-220071
43.RD	I	98,965	-	U. S. National Aeronautics and Space Administration	C15-2B00-NCSU 301003-NCSU	Nat'L Inst. Of Aerospace	NNL09AA00A/80LARC17C0004
43.RD	I	35,339	-	U. S. National Aeronautics and Space Administration	C15-2B00-NCSU-202023-NCSU	Nat'L Inst. Of Aerospace	NNL09AA00A/80LARC17C0004/ C15-2B00-NCSU 301003-NCSU
43.RD	I	3,000	-	U. S. National Aeronautics and Space Administration	C15-2B00-NCSU-202046-NCSU	Nat'L Inst. Of Aerospace	C15-2B00-NCSU-202046-NCSU
43.RD	I	16,264	-	U. S. National Aeronautics and Space Administration	C15-2B00-NCSU-401012-NCSU	Nat'L Inst. Of Aerospace	C15-2B00-NCSU/201157-NCSU
43.RD	I	5,296	-	U. S. National Aeronautics and Space Administration	C15-2B00-NCSU/201157-NCSU	National Aeronautics and Space Administration	C15-2B00-NCSU/201157-NCSU
43.RD	I	190,817	-	U. S. National Aeronautics and Space Administration	C16-2B00-NCAT, ACTIVITY 3773-N	Virginia Polytechnic Institute and State University	G-280887
43.RD	I	37,600	-	U. S. National Aeronautics and Space Administration	HST-AR-16128.001-A	Space Telescope Science Institute	A21-0777-001
43.RD	I	13,504	-	U. S. National Aeronautics and Space Administration	HST-GO-15339.011-A	Space Telescope Science Inst	80LARC17C0004
43.RD	I	49,491	-	U. S. National Aeronautics and Space Administration	HST-GO-15636.004-A	NASA	HST-GO-15636.004-A
43.RD	I	25,932	-	U. S. National Aeronautics and Space Administration	HST-GO-15636.004-A	Space Telescope Science Inst	HST-GO-15636.004-A
43.RD	I	8,928	-	U. S. National Aeronautics and Space Administration	HST-GO-15651.008-A	Space Telescope Science Institute	A19-1287-001
43.RD	I	18,160	-	U. S. National Aeronautics and Space Administration	HST-GO-15826.006-A	Space Telescope Science Inst	1629372
43.RD	I	8,860	-	U. S. National Aeronautics and Space Administration	P.O.# 4600007045	The Aerospace Corporation	G-281183
43.RD	I	12,705	-	U. S. National Aeronautics and Space Administration	RSA No: 1659540	NASA Jet Propulsion Laboratory	G-281185
		5,749,282	769,305	Total - Research and Development - U. S. National Aeronautics and Space Administration			
U. S. National Foundation on the Arts and the Humanities							
45.024	D	46,787	-	Promotion of the Arts Grants to Organizations and Individuals			
45.024	I	11,130	-	Promotion of the Arts Grants to Organizations and Individuals	00026615	Arts Midwest	
45.024	I	14,577	-	Promotion of the Arts Grants to Organizations and Individuals	CASE:00026480	National Endowment for the Arts	
45.130	D	(3,183)	-	Promotion of the Humanities Challenge Grants			
45.149	D	71,098	-	Promotion of the Humanities Division of Preservation and Access			
45.160	D	37,193	-	Promotion of the Humanities Fellowships and Stipends			
45.161	I	46,079	-	Promotion of the Humanities Research	XYZ987	Sencer	
45.164	D	52,157	-	Promotion of the Humanities Public Programs			
45.169	D	163,388	31,827	Promotion of the Humanities Office of Digital Humanities			
45.312	D	98,188	-	National Leadership Grants			
45.312	I	61,039	-	National Leadership Grants	2020-11	University of Oklahoma	

SCHEDULE OF EXPENDITURES OF FEDERAL AWARDS (DETAIL)

For the Fiscal Year Ended June 30, 2021

Federal ALN	Direct/ Indirect	Program Expenditures	Amount Provided to Subrecipients	ALN Program Title	Pass-Through Entity Number	Pass-Through Entity Name	Additional Award Information
45.313	D	260,902	94,375	Laura Bush 21st Century Librarian Program			
45.313	I	5,118	-	Laura Bush 21st Century Librarian Program	GR106937(CON-8000183	Yale University	
45.RD	D	21,163	-	U. S. Federal Council on the Arts and the Humanities			A16-0247-001
45.RD	D	22,405	-	U. S. Federal Council on the Arts and the Humanities			A21-0314-001
		908,041	126,202	Total - Research and Development - U. S. National Foundation on the Arts and the Humanities			
U. S. National Science Foundation							
47.041	D	19,223,591	3,014,345	Engineering			
47.041	I	16,322	-	Engineering	087442-16573	University of Illinois at Urbana-Champaign	
47.041	I	22,632	-	Engineering	10000719-080	Purdue University	
47.041	I	27,620	-	Engineering	19-5475	Triangle Biotechnology, Inc.	
47.041	I	92,799	-	Engineering	2014972	Mizar Imaging, LLC	
47.041	I	(128)	-	Engineering	2019-1239	Agrospheres, Inc.	
47.041	I	12,835	-	Engineering	2019-3033	Sove, Inc.	
47.041	I	94,612	-	Engineering	2020-1548	Photoclide Protection, Inc.	
47.041	I	27,360	-	Engineering	333-2272	Duke University	
47.041	I	97,130	-	Engineering	4500003732	Boston University	
47.041	I	(116)	-	Engineering	480103-19467	Virginia Tech	
47.041	I	43,291	-	Engineering	480328-19071	Virginia Polytech Inst.	
47.041	I	97,632	-	Engineering	51214	University of Delaware	
47.041	I	25,530	-	Engineering	8233	Indiana University	
47.041	I	53,330	-	Engineering	8794 - PO0280990	Indiana University at Bloomington	
47.041	I	55,111	-	Engineering	AWD-001459-G2	Georgia Inst of Technology	
47.041	I	38,424	-	Engineering	M2000937	Texas A and M University	
47.041	I	279	-	Engineering	N/A	Impulsionic Inc	
47.041	I	134,429	-	Engineering	RG314-G2	Georgia Tech	
47.041	I	19,115	-	Engineering	S 001279	University of California Riverside	
47.041	I	(816)	-	Engineering	S1863P-A	Oregon State Univ.	
47.041	I	94,660	-	Engineering	SUBGRANT NO. RG314-G1	Georgia Institute of Technology-Library	
47.041	I	4,387	-	Engineering	UWSC11941/BPO48755	Univ Of Washington	
47.049	D	17,818,032	1,445,670	Mathematical and Physical Sciences			
47.049	I	31,307	-	Mathematical and Physical Sciences	0980 G YA650	University of California at Los Angeles	
47.049	I	(30)	-	Mathematical and Physical Sciences	16-296-NCSU	West Virginia Univ.	
47.049	I	198	-	Mathematical and Physical Sciences	19-0080	Brigham Young University	
47.049	I	70,105	-	Mathematical and Physical Sciences	25-0521-0184-022	The University of Nebraska Lincoln	
47.049	I	55,706	-	Mathematical and Physical Sciences	25-0521-0184-038	University of Nebraska at Lincoln	
47.049	I	702,338	-	Mathematical and Physical Sciences	337 - 0024	Duke University	
47.049	I	115,521	-	Mathematical and Physical Sciences	337-0023	Duke University	
47.049	I	64,320	-	Mathematical and Physical Sciences	480504-19467	Virginia Tech	
47.049	I	32,202	-	Mathematical and Physical Sciences	RC104177NCSU	Michigan State University	
47.050	D	6,989,220	720,129	Geosciences			
47.050	I	45,649	-	Geosciences	10010192-UNC06	Bowling Green State University	
47.050	I	58,663	-	Geosciences	103(GG009393)	Columbia University	
47.050	I	10,530	-	Geosciences	104030291	University of California at San Diego	
47.050	I	10,219	-	Geosciences	14-NSF-1026/EAR1338694	Duke Univ	
47.050	I	64,598	-	Geosciences	1849458-19-01	Consortium of Universities for the Advan	
47.050	I	51,633	-	Geosciences	2021-14	University Of Oklahoma	
47.050	I	807	-	Geosciences	208LUC613	Portland State University	
47.050	I	19,083	-	Geosciences	3004146004	Univ Of Michigan	
47.050	I	22,740	-	Geosciences	420-41-15A	Iowa State University	
47.050	I	7,188	-	Geosciences	84865000	Woods Hole Oceanographic Institution	
47.050	I	12,497	-	Geosciences	A19-0255-S001	University of Alabama	
47.050	I	49,674	-	Geosciences	EAR 2012893-1	Consortium of Universities for the Advan	
47.050	I	7,927	-	Geosciences	S1974A-B	Oregon State University	
47.050	I	23,749	-	Geosciences	SUBK00010788/PO3005450823	Univ Of Michigan	
47.050	I	10,433	-	Geosciences	SUBK00010849/PO30054	University of Michigan Ann Arbor	
47.070	D	19,796,645	2,866,690	Computer and Information Science and Engineering			
47.070	I	97,914	-	Computer and Information Science and Engineering	000341	Florida International University	
47.070	I	28,975	-	Computer and Information Science and Engineering	096085-17569	University of Illinois at Urbana-Champaign	
47.070	I	255,122	-	Computer and Information Science and Engineering	110291995	University of Southern California (USC)	
47.070	I	173,228	-	Computer and Information Science and Engineering	1905-206-2011806	Clemson University	
47.070	I	71,601	-	Computer and Information Science and Engineering	20-015757-B-00	University of Massachusetts at Amherst	
47.070	I	1,026,364	-	Computer and Information Science and Engineering	2019-1542	Pawr, LLC.	

SCHEDULE OF EXPENDITURES OF FEDERAL AWARDS (DETAIL)

For the Fiscal Year Ended June 30, 2021

Federal ALN	Direct/ Indirect	Program Expenditures	Amount Provided to Subrecipients	ALN Program Title	Pass-Through Entity Number	Pass-Through Entity Name	Additional Award Information
47.070	I	10,751	-	Computer and Information Science and Engineering	205982	City of San Jose	
47.070	I	42,773	-	Computer and Information Science and Engineering	479590-19071	Virginia Polytech Inst.	
47.070	I	122,868	-	Computer and Information Science and Engineering	800004907-04UG/80001	Florida International University	
47.070	I	(1,239)	-	Computer and Information Science and Engineering	800005863-01UG	Florida Int'L Univ.	
47.070	I	5,563	-	Computer and Information Science and Engineering	800006701-01UG	Florida Int'L Univ.	
47.070	I	177,965	-	Computer and Information Science and Engineering	85964/1156684	State University of New York (SUNY)	
47.070	I	41,468	15,982	Computer and Information Science and Engineering	A14-0011-S009	Rensselaer Polytechnic Institute (RPI)	
47.070	I	54,555	-	Computer and Information Science and Engineering	SUB00001775	Univ of GA	
47.070	I	5,184	-	Computer and Information Science and Engineering	SUBAWD000962	National Center for Atmospheric Research (NCAR)	
47.070	I	49,998	-	Computer and Information Science and Engineering	TASK ORDER 3	Platforms for Advanced Wireless Research	
47.070	I	122,850	-	Computer and Information Science and Engineering	Task Order 2	Platforms for Advanced Wireless Research	
47.070	I	47,232	-	Computer and Information Science and Engineering	UTA20-000024	University of Texas at Austin	
47.074	D	11,029,539	835,664	Biological Sciences			
47.074	I	14,497	-	Biological Sciences	00010160-01/1655191/BB01320048	Regents of the University of California	
47.074	I	56,576	-	Biological Sciences	101519-18256	University of Illinois at Urbana-Champaign	
47.074	I	(26,818)	-	Biological Sciences	16-04	Boyce Thompson Inst.	
47.074	I	170	-	Biological Sciences	1931309	Duke University	
47.074	I	31,650	-	Biological Sciences	20112101_NCSU	National Jewish Health	
47.074	I	36,020	-	Biological Sciences	2019-012	Univ Of Puerto Rico-Rio Piedra	
47.074	I	105,957	-	Biological Sciences	333-2720	Duke University	
47.074	I	5,430	-	Biological Sciences	4101-77383	Purdue University	
47.074	I	44,158	-	Biological Sciences	420-66-08A	Iowa State University	
47.074	I	129,792	-	Biological Sciences	52570414	Cold Spring Harbor Laboratory	
47.074	I	4,424	-	Biological Sciences	60078079 (PO#01617153)	Ohio State Univ.	
47.074	I	57,738	-	Biological Sciences	61-2075NC	Michigan State University	
47.074	I	1,313	-	Biological Sciences	61223139-121390	Stanford University	
47.074	I	33,662	-	Biological Sciences	A17-0020-S001	University of Alabama	
47.074	I	53,120	-	Biological Sciences	GA11374 / PO #210782	University of Virginia	
47.074	I	99,380	-	Biological Sciences	IOS-1444561	Nat'L Science Found	
47.074	I	50,913	-	Biological Sciences	M2100812-28-518170-00003	Texas A&M Univ.	
47.074	I	794	-	Biological Sciences	R1041544	SUNY at Buffalo	
47.074	I	9,746	-	Biological Sciences	R1285	Dartmouth College	
47.074	I	43,913	-	Biological Sciences	R1286	Dartmouth College	
47.074	I	16,112	-	Biological Sciences	SUBAWARD # 2254/200201913	Cary Institute of Ecosystem Studies	
47.074	I	36,570	-	Biological Sciences	UFDSP00011728	University of Florida	
47.074	I	79,821	-	Biological Sciences	UTA18-001150	University of Texas at Austin	
47.075	D	2,365,647	139,278	Social, Behavioral, and Economic Sciences			
47.075	I	40,125	-	Social, Behavioral, and Economic Sciences	1559041 PO1001353904	The Regents of the University of Colorado	
47.075	I	51,544	-	Social, Behavioral, and Economic Sciences	16-789	Arizona State Univ.	
47.075	I	55,750	-	Social, Behavioral, and Economic Sciences	25-1714-0206-002	University of Nebraska	
47.075	I	16,521	-	Social, Behavioral, and Economic Sciences	333-2368	Duke University	
47.075	I	11,238	-	Social, Behavioral, and Economic Sciences	333-2617	Duke University	
47.075	I	22,173	-	Social, Behavioral, and Economic Sciences	479862-19347	Virginia Polytechnic Inst and State Univ	
47.075	I	27,264	-	Social, Behavioral, and Economic Sciences	5879-NCSU-NSF-7396	Pennsylvania State Univ	
47.075	I	17,888	-	Social, Behavioral, and Economic Sciences	61344013-122890	Stanford University	
47.075	I	20,110	-	Social, Behavioral, and Economic Sciences	A17-1027-S001	University of Tennessee	
47.075	I	11,958	-	Social, Behavioral, and Economic Sciences	PO# 1001448171	Univ Of Colorado - Denver	
47.076	D	27,371,269	1,506,391	Education and Human Resources			
47.076	I	11,310	-	Education and Human Resources	011699-003	University of Cincinnati	
47.076	I	50,199	-	Education and Human Resources	10068	Univ Of Cal - Berkeley	
47.076	I	93,796	-	Education and Human Resources	14246026-01	Univ Of Central Florida	
47.076	I	34,213	-	Education and Human Resources	19-GR08682-00	University of Nevada at Las Vegas	
47.076	I	93,258	-	Education and Human Resources	2009212-199 NCSU	Horizon Research, Inc.	
47.076	I	2,660	-	Education and Human Resources	2019-001936	Univ Of Puerto Rico	
47.076	I	19,368	-	Education and Human Resources	2143-206-2013438	Clemson University	
47.076	I	80,709	-	Education and Human Resources	25-6238-0826-004	University of Nebraska at Lincoln	
47.076	I	6,089	-	Education and Human Resources	29778-Z4602001	Univ Of Maryland, College Park	
47.076	I	79,343	-	Education and Human Resources	339.20.01	Concord Consortium	
47.076	I	70,942	-	Education and Human Resources	63019-01 / PO #270234	Era Univ-Daytona Beach	
47.076	I	28,829	-	Education and Human Resources	715391-1	William and Mary	
47.076	I	59,991	-	Education and Human Resources	8795-UNC PO 0292538	Trustees of Indiana University	
47.076	I	67,491	-	Education and Human Resources	AWD00000927(012362)	University of Pittsburgh	
47.076	I	49,051	-	Education and Human Resources	B001025548	University of Massachusetts at Boston	
47.076	I	32,266	-	Education and Human Resources	BL-4842404-NCST/PO0075800	Indiana University	

SCHEDULE OF EXPENDITURES OF FEDERAL AWARDS (DETAIL)

For the Fiscal Year Ended June 30, 2021

Federal ALN	Direct/ Indirect	Program Expenditures	Amount Provided to Subrecipients	ALN Program Title	Pass-Through Entity Number	Pass-Through Entity Name	Additional Award Information
47.076	I	31,540	-	Education and Human Resources	BU9610-001/8031902	Associated Universities, Inc	
47.076	I	20,472	-	Education and Human Resources	C00056306-1	University of Missouri	
47.076	I	1,184	-	Education and Human Resources	DRL-1502755	Michigan State University	
47.076	I	22,566	14,846	Education and Human Resources	DRL-1850024	Nat'L Science Found	
47.076	I	97,648	-	Education and Human Resources	G0104-Y2	The Exploratorium	
47.076	I	73,223	-	Education and Human Resources	LASER-TEC NCSU-2020	Indian River State College	
47.076	I	1,867	-	Education and Human Resources	N/A	Council of Graduate Schools (CGS)	
47.076	I	211	-	Education and Human Resources	N/A	University of San Diego	
47.076	I	7,770	-	Education and Human Resources	P19-0163_HUTCHINS	American Educational Research Association	
47.076	I	142,642	-	Education and Human Resources	SUBAGREEMENT # 332-0252	Duke University	
47.076	I	66,441	-	Education and Human Resources	SUBK00012199	University of Michigan	
47.076	I	75,198	-	Education and Human Resources	UNCG-10114	Western Michigan University	
47.076	I	10,176	-	Education and Human Resources	UWSC8731 / PO# BPO10762	Univ Of Washington	
47.079	D	1,021,340	387,430	Office of International Science and Engineering			
47.079	I	45,975	-	Office of International Science and Engineering	0000001036	University of Wisconsin	
47.079	I	194,460	-	Office of International Science and Engineering	UP1700296-UNC1	University of South Dakota	
47.080	D	(499)	-	Office of Cyberinfrastructure			
47.083	D	1,511,708	555,349	Integrative Activities			
47.083	I	98,994	-	Integrative Activities	012454-003/004	University Of Cincinnati	
47.083	I	40,092	-	Integrative Activities	013204-002	University Of Cincinnati	
47.083	I	45,607	-	Integrative Activities	1 (GG017027)	Columbia University	
47.083	I	3,454	-	Integrative Activities	89933-Z3582203	Univ Of Maryland, College Park	
47.083	I	36,088	-	Integrative Activities	Subaward No: MSU_NCAT_40614	Morgan State University	
47.RD	D	63,167	-	U. S. National Science Foundation			A21-1041-001
47.RD	D	469,819	456,819	U. S. National Science Foundation			DRL-1949122 47.046
47.RD	I	3,580	-	U. S. National Science Foundation	1741818	Saint Joseph's College	A18-1666-001
47.RD	I	149,222	-	U. S. National Science Foundation	2017-2112_IPA	National Science Foundation	2017-2112_IPA
47.RD	I	3,458	-	U. S. National Science Foundation	2018-0109_IPA	National Science Foundation	2018-0109_IPA
47.RD	I	174,947	-	U. S. National Science Foundation	2018-0429_IPA	National Science Foundation	2018-0429_IPA
47.RD	I	287,570	-	U. S. National Science Foundation	2020-2771_IPA	National Science Foundation	2020-2771_IPA
47.RD	I	211,532	-	U. S. National Science Foundation	2021-0055_IPA	National Science Foundation	2021-0055_IPA
47.RD	I	2,160	-	U. S. National Science Foundation	Chk #22632 Dated 10-9-2018	Council of Graduate Schools (CGS)	G-281036
47.RD	I	(1,890)	-	U. S. National Science Foundation	NSF IPA	National Science Foundation	G-260315
47.RD	I	222,424	-	U. S. National Science Foundation	OVT-RA-0001	National Science Foundation	OVT-RA-0001
47.RD	I	36,848	-	U. S. National Science Foundation	OVT-RA-0001	Onda Vision Technologies	2018-0109_IPA
47.RD	I	19,206	-	U. S. National Science Foundation	OVT-RA-0001	Onda Vision Technologies	OVT-RA-0001
47.RD	I	101,462	-	U. S. National Science Foundation	POO19883	Morgan State University	G-281193
47.U03	I	3,980	-	U. S. National Science Foundation	205887	3i Nanotech, Inc.	Program SBIR NSF-18-593
		116,585,276	11,958,593	Total - Research and Development - U. S. National Science Foundation			
U. S. Department of Veterans Affairs							
64.034	D	29,884	15,739	VA Grants for Adaptive Sports Programs for Disabled Veterans and Disabled Members of the Armed Forces			
64.054	D	86,308	-	Research and Development			
64.RD	D	61,229	-	U. S. Department of Veterans Affairs			A17-1561-003
64.RD	D	49,569	-	U. S. Department of Veterans Affairs			A17-1562-003
64.RD	D	19,657	-	U. S. Department of Veterans Affairs			A17-1563-003
64.RD	D	45,790	-	U. S. Department of Veterans Affairs			A17-1722-003
64.RD	D	3,860	-	U. S. Department of Veterans Affairs			A20-1207-001
64.RD	D	1,629	-	U. S. Department of Veterans Affairs			A21-1259-001
64.RD	I	108,467	-	U. S. Department of Veterans Affairs	2018-0554 /PO #558-C15159	Durham VA Medical Center	2018-0554 /PO #558-C15159
64.RD	I	9,392	-	U. S. Department of Veterans Affairs	36C24E20Q0233	US DEPT OF VETERAN AFFAIRS	36C24E20Q0233
		415,785	15,739	Total - Research and Development - U. S. Department of Veterans Affairs			
U. S. Environmental Protection Agency							
66.129	I	12,144	-	Southeast New England Coastal Watershed Restoration	SNEP1-10	University of Southern Maine	
66.203	D	183,023	65,245	Environmental Finance Center Grants			
66.424	D	816,966	453,940	Surveys, Studies, Investigations, Demonstrations, and Training Grants - Section 1442 of the Safe Drinking Water Act			
66.456	D	32,013	-	National Estuary Program			
66.456	I	751	-	National Estuary Program	S1702	Barnegat Bay Partnership	
66.456	I	2,999	-	National Estuary Program	SUB00002089	Univ Of Florida	
66.460	I	34,435	-	Nonpoint Source Implementation Grants	2020-03-24-001	Cape Fear River Watch	
66.460	I	14,795	-	Nonpoint Source Implementation Grants	2020-1615	Piedmont Conservation Council	

SCHEDULE OF EXPENDITURES OF FEDERAL AWARDS (DETAIL)

For the Fiscal Year Ended June 30, 2021

Federal	Direct/ Indirect	Program Expenditures	Amount Provided to Subrecipients	ALN Program Title	Pass-Through Entity Number	Pass-Through Entity Name	Additional Award Information
66.460	I	8,367	-	Nonpoint Source Implementation Grants	2020-2485	Cape Fear River Watch	
66.460	I	29,185	-	Nonpoint Source Implementation Grants	PO# 2020-00000506	Town Of Wake Forest	
66.461	D	10,237	-	Regional Wetland Program Development Grants			
66.509	D	405,845	295,710	Science To Achieve Results (STAR) Research Program			
66.509	I	(2,200)	-	Science To Achieve Results (STAR) Research Program	06-S160606	Texas A&M Agrilife Research	
66.509	I	5,568	-	Science To Achieve Results (STAR) Research Program	1(GG010809)	Columbia University	
66.509	I	10,346	-	Science To Achieve Results (STAR) Research Program	1004950-ECU P358164	Univ of Wyoming	
66.509	I	47,740	-	Science To Achieve Results (STAR) Research Program	8792	Indiana University at Bloomington	
66.509	I	24,423	-	Science To Achieve Results (STAR) Research Program	M2002831	Texas A&M Univ.	
66.511	D	1,044,079	19,760	Office of Research and Development Consolidated Research/Training/Fellowships			
66.511	I	195,847	107,863	Office of Research and Development Consolidated Research/Training/Fellowships	401579-5801	Colorado School Of Mines	
66.511	I	107,617	-	Office of Research and Development Consolidated Research/Training/Fellowships	451533-19071	Virginia Polytech Inst	
66.511	I	69,183	-	Office of Research and Development Consolidated Research/Training/Fellowships	E0199A-A	Oregon State Univ	
66.511	I	26,720	-	Office of Research and Development Consolidated Research/Training/Fellowships	E0199A-C	Oregon State Univ.	
66.514	D	1,431	-	Science To Achieve Results (STAR) Fellowship Program			
66.516	D	21,357	-	P3 Award: National Student Design Competition for Sustainability			
66.608	D	43,326	-	Environmental Information Exchange Network Grant Program and Related Assistance			
66.708	D	42,769	-	Pollution Prevention Grants Program			
66.951	D	906	661	Environmental Education Grants			
66.951	I	19,469	-	Environmental Education Grants	2018-2750	Nc Found For Soil & Water	
66.RD	D	155,639	113,177	U. S. Environmental Protection Agency			A13-0473-001
66.RD	D	617,730	79,423	U. S. Environmental Protection Agency			A15-0709-033
66.RD	D	16,895	10,000	U. S. Environmental Protection Agency			A16-1709-001
66.RD	D	586,979	-	U. S. Environmental Protection Agency			A16-1709-025
66.RD	D	1,602,642	1,314,831	U. S. Environmental Protection Agency			A21-1056-001
66.RD	I	7,380	-	U. S. Environmental Protection Agency	36C24E20P0222	EPA	36C24E20P0222
66.RD	I	61,161	-	U. S. Environmental Protection Agency	68HE0B21P0283	EPA	68HE0B21P0283
66.RD	I	39,783	-	U. S. Environmental Protection Agency	7-312-0217117-66204L	Rti International	7-312-0217117-66204L
66.RD	I	9,379	-	U. S. Environmental Protection Agency	N/A	Northeast States for Coordinated Air Use	A20-1637-001
66.RD	I	77,054	-	U. S. Environmental Protection Agency	RLS2-NCSU-266	Jacobs	68HERH20P0127 PR-ORD-20-0
		<u>6,383,983</u>	<u>2,460,610</u>	Total - Research and Development - U. S. Environmental Protection Agency			
<u>U. S. Nuclear Regulatory Commission</u>							
77.006	D	(4,213)	-	U. S. Nuclear Regulatory Commission Nuclear Education Grant Program			
77.008	D	189,932	-	U.S. Nuclear Regulatory Commission Scholarship and Fellowship Program			
		<u>185,719</u>	<u>-</u>	Total - Research and Development - U. S. Nuclear Regulatory Commission			
<u>U. S. Department of Energy</u>							
81.049	D	9,630,856	1,369,378	Office of Science Financial Assistance Program			
81.049	I	1,112	-	Office of Science Financial Assistance Program	1(GG010862)	Columbia University	
81.049	I	46,590	-	Office of Science Financial Assistance Program	1555891.PO#1000911947	Univ Of Colorado - Boulder	
81.049	I	19,994	-	Office of Science Financial Assistance Program	2020-19973	Radiabeam Technologies, LLC	
81.049	I	30,177	-	Office of Science Financial Assistance Program	2021-1110	Calabazas Creek Research, Inc.	
81.049	I	183,545	-	Office of Science Financial Assistance Program	25-1215-0123-010	University of Nebraska at Lincoln	
81.049	I	(240)	-	Office of Science Financial Assistance Program	5026-NCSU-DOE-1090	Pennsylvania State Univ	
81.049	I	115,068	-	Office of Science Financial Assistance Program	520001	Triad National Security, LLC	
81.049	I	181,947	-	Office of Science Financial Assistance Program	5951-NCSU-DOE-1090	Pennsylvania State Univ	
81.049	I	135,594	-	Office of Science Financial Assistance Program	6021-NCSU-DOE-1090	Pennsylvania State Univ	
81.049	I	44,026	-	Office of Science Financial Assistance Program	A18-0368-S001	University of Tennessee at Knoxville (UT	
81.049	I	223,070	-	Office of Science Financial Assistance Program	AWD7773336-GR205924	Georgetown Univ.	
81.049	I	138,432	-	Office of Science Financial Assistance Program	DE-SC0019929	Catalytic And Redox Solutions	
81.049	I	5,242	-	Office of Science Financial Assistance Program	OSP33519-02 WA01029	University of Massachusetts Medical School	
81.049	I	85,638	-	Office of Science Financial Assistance Program	RC104899 - NCSU	Michigan State University	
81.049	I	226,396	-	Office of Science Financial Assistance Program	RC107830	Michigan State University	
81.049	I	99,405	-	Office of Science Financial Assistance Program	SUB00001810	Univ Of Georgia Res Fdn	
81.049	I	267,911	-	Office of Science Financial Assistance Program	SUB00000292	Princeton University	
81.049	I	89,100	-	Office of Science Financial Assistance Program	SUBK00011115/PO3005749735	Univ Of Michigan	
81.049	I	206,424	-	Office of Science Financial Assistance Program	WU-15-69 (PO#2922325Y)	Washington University-St Louis	
81.086	D	13,057,337	7,955,787	Conservation Research and Development			
81.086	I	178,585	-	Conservation Research and Development	0011-44526	Eaton Corp.	
81.086	I	127,626	-	Conservation Research and Development	1070252-432914	Carnegie Mellon Univ	
81.086	I	16,804	-	Conservation Research and Development	A19-0435-S003	Univ Of Tennessee	
81.086	I	72,199	-	Conservation Research and Development	DE-EE0009135 - NCSU	Eaton Corp.	
81.086	I	27,262	-	Conservation Research and Development	NO. 192216	Stanford Univ	

SCHEDULE OF EXPENDITURES OF FEDERAL AWARDS (DETAIL)

For the Fiscal Year Ended June 30, 2021

Federal ALN	Direct/ Indirect	Program Expenditures	Amount Provided to Subrecipients	ALN Program Title	Pass-Through Entity Number	Pass-Through Entity Name	Additional Award Information
81.087	D	2,845,673	218,109	Renewable Energy Research and Development			
81.087	I	1,436	-	Renewable Energy Research and Development	1070227-382029	Carnegie Mellon Univ	
81.087	I	150,346	-	Renewable Energy Research and Development	4550 G XA169	Univ Of California-Los Angeles	
81.087	I	124,546	-	Renewable Energy Research and Development	8500051911	Univ Of Tennessee	
81.087	I	2,454	-	Renewable Energy Research and Development	DE-EE0007613	Atology	
81.087	I	465,775	-	Renewable Energy Research and Development	DE-EE0007888-05-6	Rapid Institute	
81.087	I	8,574	-	Renewable Energy Research and Development	F-2019-13	University of Toledo	
81.087	I	43,875	-	Renewable Energy Research and Development	G-27028-02	Colorado State Univ.	
81.087	I	61,287	-	Renewable Energy Research and Development	N/A	Energy Materials Corporation	
81.087	I	263	-	Renewable Energy Research and Development	SUBAWARD # M1802860	Texas A&M Engine Exper Station	
81.089	D	1,164,975	325,154	Fossil Energy Research and Development			
81.089	I	17,594	-	Fossil Energy Research and Development	10017-02 / PO# SUST000003	Susteon Inc.	
81.089	I	124,338	-	Fossil Energy Research and Development	20-068-NCSU	West Virginia Univ.	
81.089	I	155,797	-	Fossil Energy Research and Development	UTA19-001226	University of Texas at Austin	
81.112	I	6,029	-	Stewardship Science Grant Program	323-0300	Duke University	
81.113	D	680,873	223,095	Defense Nuclear Nonproliferation Research			
81.113	I	25,731	-	Defense Nuclear Nonproliferation Research	3003222368	Univ Of Michigan	
81.113	I	113,582	-	Defense Nuclear Nonproliferation Research	AWD-000372-G6	Georgia Institute of Technology	
81.117	D	163,595	-	Training and Technical Analysis/Assistance			
81.121	D	1,599,674	63,740	Nuclear Energy Research, Development and Demonstration			
81.121	I	22,251	-	Nuclear Energy Research, Development and Demonstration	14000271-003	Purdue University	
81.121	I	14,899	-	Nuclear Energy Research, Development and Demonstration	14000337-004	Purdue University	
81.121	I	30	-	Nuclear Energy Research, Development and Demonstration	401012-5801	Colorado School Of Mines	
81.121	I	61,954	-	Nuclear Energy Research, Development and Demonstration	5725-NCSU-DOE-8717	Pennsylvania State Univ	
81.121	I	26,424	-	Nuclear Energy Research, Development and Demonstration	775K541	Univ Of Wisconsin	
81.121	I	91,174	-	Nuclear Energy Research, Development and Demonstration	9945	Univ Of Cal - Berkeley	
81.121	I	22,554	-	Nuclear Energy Research, Development and Demonstration	RELEASE #25 UNDER 145661	Battelle Energy Alliance, LLC	
81.121	I	103,107	-	Nuclear Energy Research, Development and Demonstration	S001257-USDOE	Pennsylvania State Univ	
81.121	I	19,074	-	Nuclear Energy Research, Development and Demonstration	S4893/PO#387177	Mass. Inst. Of Tech.	
81.121	I	43,712	-	Nuclear Energy Research, Development and Demonstration	S5191, PO#530808	Mass. Inst. Of Tech.	
81.121	I	136,446	-	Nuclear Energy Research, Development and Demonstration	SUBAWARD NO. 68016083-01	Univ Of Central Florida	
81.123	D	1,212,512	456,822	National Nuclear Security Administration (NNSA) Minority Serving Institutions (MSI) Program			
81.123	I	35,781	-	National Nuclear Security Administration (NNSA) Minority Serving Institutions (MSI) Program	SUB AWARD NO: F1040061-14-08	Norfolk State University	
81.123	I	6,241	-	National Nuclear Security Administration (NNSA) Minority Serving Institutions (MSI) Program	Subaward No: 1000004070	The University of Texas at San Antonio	
81.124	I	92,410	-	Predictive Science Academic Alliance Program	G0187A-A	Oregon State Univ.	
81.135	D	1,424,523	363,847	Advanced Research Projects Agency - Energy			
81.135	I	98,709	-	Advanced Research Projects Agency - Energy	0011-43583	Eaton Corp	
81.135	I	(4,588)	-	Advanced Research Projects Agency - Energy	2015-3268	Grid Logic, Inc.	
81.135	I	293,058	-	Advanced Research Projects Agency - Energy	2018-0104	Adroit Materials, Inc.	
81.135	I	206,181	-	Advanced Research Projects Agency - Energy	2018-3411	Abb, Inc.	
81.135	I	95,068	-	Advanced Research Projects Agency - Energy	2020-1067	Aml Superconductivity	
81.135	I	29,683	-	Advanced Research Projects Agency - Energy	323-0308	Duke University	
81.135	I	259,013	-	Advanced Research Projects Agency - Energy	9153-20936	Vanderbilt University	
81.135	I	110,058	-	Advanced Research Projects Agency - Energy	96-19	SUNY - Albany	
81.135	I	25,876	-	Advanced Research Projects Agency - Energy	A21-0018-S001/PO284610	Rensselaer Polytechnic Inst.	
81.RD	D	408,586	-	U. S. Department of Energy			A19-1215-001
81.RD	D	41,785	-	U. S. Department of Energy			A20-1496-001
81.RD	D	12,183	-	U. S. Department of Energy			A21-0431-001
81.RD	I	71,043	-	U. S. Department of Energy	#M2100680	Texas A&M Univ.	DE-AC02-06CH11357
81.RD	I	103,476	-	U. S. Department of Energy	00145661-00002	Battelle Energy Alliance, LLC	DE-AC05-00OR22725
81.RD	I	17,650	-	U. S. Department of Energy	0F-60154	ARGONNE NATL LAB	DE-AC52-07NA27344
81.RD	I	59,821	-	U. S. Department of Energy	145661 RELEASE NO. 28	IDAHO NATIONAL LABORATORY	5-161615/SOW-15952
81.RD	I	222,654	-	U. S. Department of Energy	145661-14	Battelle Energy Alliance, LLC	2019-2836
81.RD	I	27,531	-	U. S. Department of Energy	156020	Battelle Energy Alliance, LLC	2188727
81.RD	I	130,110	-	U. S. Department of Energy	1871780	Sandia National Lab	595451
81.RD	I	15,782	-	U. S. Department of Energy	1994475	Sandia National Lab	2230912
81.RD	I	124,426	-	U. S. Department of Energy	2-145661/DE-AC07-051D14517	U. S. Department of Energy	2-145661/DE-AC07-051D14517
81.RD	I	17,600	-	U. S. Department of Energy	2019-2208	Riken Bnl Res. Center	2019-2208
81.RD	I	101,106	-	U. S. Department of Energy	2020-0200	L. BERKELEY NATL LAB	4000178994
81.RD	I	84,811	-	U. S. Department of Energy	2020-1542	OAK RIDGE NATIONAL LAB	4000182649
81.RD	I	73,190	-	U. S. Department of Energy	2020-3066	OAK RIDGE NATIONAL LAB	DE-AC07-051D14517
81.RD	I	72,608	-	U. S. Department of Energy	2020-3165	OAK RIDGE NATIONAL LAB	4200000036/DE-AC05-00OR22725

SCHEDULE OF EXPENDITURES OF FEDERAL AWARDS (DETAIL)

For the Fiscal Year Ended June 30, 2021

Federal	Direct/	Program	Amount					
ALN	Indirect	Expenditures	Provided to Subrecipients	ALN Program Title	Pass-Through Entity Number	Pass-Through Entity Name	Additional Award Information	
81.RD	I	25,539	-	U. S. Department of Energy	2021-0305	SANDIA NATIONAL LAB	AGR-2020-10205	
81.RD	I	74,772	-	U. S. Department of Energy	2021-0454	OAK RIDGE NATIONAL LAB	DE-AC02-05CH11231	
81.RD	I	4,643	-	U. S. Department of Energy	2021-0854	PACIFIC NORTHWEST NATIONAL LAB	2205202	
81.RD	I	22,113	-	U. S. Department of Energy	2021-1477	SANDIA NATIONAL LAB	2021-1310	
81.RD	I	23,035	-	U. S. Department of Energy	2021-1603	IDAHO NATIONAL LABORATORY	2020-2783	
81.RD	I	25,980	-	U. S. Department of Energy	2021-1633	ARGONNE NAT'L LAB	2220726	
81.RD	I	17,636	-	U. S. Department of Energy	2021-1756	LOS ALAMOS NAT'L LAB	2019-0366	
81.RD	I	11,089	-	U. S. Department of Energy	2230912	SANDIA NATIONAL LAB	DE-AC07-05ID-14517	
81.RD	I	(9,647)	-	U. S. Department of Energy	286473	Pacific Northwest National Lab	DE-AC05-76RL01830	
81.RD	I	(37,903)	-	U. S. Department of Energy	329344	Brookhaven Nat'L Lab	DE-SC0012704	
81.RD	I	1,413	-	U. S. Department of Energy	3779-DOE-1S/NCSU	Luna Innovations, Inc	DE-AC07-05ID-14517	
81.RD	I	32	-	U. S. Department of Energy	4000065691	Ut-Battelle LLC	DE-AC05-00OR22725	
81.RD	I	2,101	-	U. S. Department of Energy	4000065691/DE-AC05-00OR22725	SANDIA NATIONAL LAB	4000065691/DE-AC05-00OR22725	
81.RD	I	277,700	-	U. S. Department of Energy	4000114671	Oak Ridge National Lab	DE-AC07-05ID-14517	
81.RD	I	(380)	-	U. S. Department of Energy	4000114809	Ut-Battelle LLC	DE-AC52-07NA27344	
81.RD	I	67,199	-	U. S. Department of Energy	4000139793	Battelle UT	A16-0143-001	
81.RD	I	(1)	-	U. S. Department of Energy	4000144968	Oak Ridge National Lab	DE-AC05-00OR22725	
81.RD	I	138,121	-	U. S. Department of Energy	4000151695	Ut-Battelle LLC	ZCE-9-92157-01/DE-AC36-08GO28308	
81.RD	I	100,212	-	U. S. Department of Energy	4000166084	Oak Ridge National Lab	2020-2198	
81.RD	I	29,922	-	U. S. Department of Energy	4000168840	Oak Ridge National Lab	DE-AC02-06CH11357	
81.RD	I	247,800	-	U. S. Department of Energy	4000170783	Oak Ridge National Lab	4000175832/DE-AC05-00OR22725	
81.RD	I	13,519	-	U. S. Department of Energy	4000174867/DE-AC05-00OR22725	LOS ALAMOS NAT'L LAB	4000174867/DE-AC05-00OR22725	
81.RD	I	57,775	-	U. S. Department of Energy	4000180113	OAK RIDGE NATIONAL LAB	89243318CFE0000003	
81.RD	I	81,566	-	U. S. Department of Energy	4000181407	X-Energy, LLC	4000181407	
81.RD	I	38,494	-	U. S. Department of Energy	4000183282	U. S. Department of Energy	4000183282	
81.RD	I	47,792	-	U. S. Department of Energy	4200000036-4000133202	Oak Ridge National Lab	107832	
81.RD	I	68,742	-	U. S. Department of Energy	4200000036-4000141258	Ut-Battelle LLC	DE-AC05-00OR22725	
81.RD	I	50,074	-	U. S. Department of Energy	4200000570-40000153636	Ut-Battelle LLC	DE-AC02-05CH11231	
81.RD	I	40,544	-	U. S. Department of Energy	4200000570-4000159477	Oak Ridge National Lab	DE-AC05-76RL01830	
81.RD	I	19,917	-	U. S. Department of Energy	486743	Battelle Savannah River Allian	628147	
81.RD	I	40,239	-	U. S. Department of Energy	486745	BATTELLE SAVANNAH RIVER ALLIAN	DE-AC07-05ID14517	
81.RD	I	48,928	-	U. S. Department of Energy	499690	Pacific Northwest National Lab	2021-1933	
81.RD	I	(24)	-	U. S. Department of Energy	4F-32144	Argonne Nat'L Lab	DE-AC07-05ID-14517	
81.RD	I	31,048	-	U. S. Department of Energy	508748	Battelle Savannah River Allian	DE-AC07-05ID14517	
81.RD	I	75,671	-	U. S. Department of Energy	508854	Triad National Security, LLC	4000181953	
81.RD	I	28,149	-	U. S. Department of Energy	535956	PACIFIC NORTHWEST NATIONAL LAB	2020-1216/494372	
81.RD	I	10,000	-	U. S. Department of Energy	537489	OAK RIDGE NATIONAL LAB	537489	
81.RD	I	104,764	-	U. S. Department of Energy	595451	LOS ALAMOS NAT'L LAB	DE-AC05-00OR22725	
81.RD	I	185,725	-	U. S. Department of Energy	606395	Oak Ridge Assoc. Univ.	2018-1298	
81.RD	I	53,717	-	U. S. Department of Energy	606823	Oak Ridge Assoc. Univ.	2019-0975	
81.RD	I	186	-	U. S. Department of Energy	7381614	L. Berkeley Nat'l Lab	2016-1177	
81.RD	I	48,912	-	U. S. Department of Energy	7542961	L. BERKELEY NATL LAB	107832	
81.RD	I	85,284	-	U. S. Department of Energy	89233218CNA000001	OAK RIDGE NATIONAL LAB	89233218CNA000001	
81.RD	I	68,955	-	U. S. Department of Energy	8F-30076	Argonne Nat'L Lab	DE-AC07-05ID14517	
81.RD	I	3,811	-	U. S. Department of Energy	9F-60270	Argonne Nat'L Lab	DE-AC02-05CH11231	
81.RD	I	(44,515)	-	U. S. Department of Energy	B606928	Lawrence Livermore Natl. Secu.	DE-AD52-07NA27344	
81.RD	I	38,303	-	U. S. Department of Energy	B620596	Lawrence Livermore Natl Lab	DE-AC07-05ID14517	
81.RD	I	41,709	-	U. S. Department of Energy	B621752	Lawrence Livermore Natl Lab	SOW-0000520044	
81.RD	I	(5)	-	U. S. Department of Energy	B623398	Lawrence Livermore Natl Lab	4000114809	
81.RD	I	17,593	-	U. S. Department of Energy	B623398	Lawrence Livermore Natl Lab	624149	
81.RD	I	62,550	-	U. S. Department of Energy	B628785	Lawrence Livermore Natl Lab	4200000036/DE-AC05-00OR22725	
81.RD	I	(9,012)	-	U. S. Department of Energy	B633311	Lawrence Livermore Natl Lab	DE-AD52-07NA27344	
81.RD	I	40,407	-	U. S. Department of Energy	B634087	Lawrence Livermore Natl. Secu.	4000182684	
81.RD	I	352,625	-	U. S. Department of Energy	B634847	Lawrence Livermore Natl. Secu.	DE-AC05-00OR22725	
81.RD	I	47,124	-	U. S. Department of Energy	B644566	LAWRENCE LIVERMORE NATL LAB	364329/DE-SC0012704	
81.RD	I	35,818	-	U. S. Department of Energy	DE-AC05-00OR22725	OAK RIDGE NATIONAL LAB	DE-AC05-00OR22725	
81.RD	I	14,537	-	U. S. Department of Energy	DE-AC05-00OR22725	Oak Ridge Inst For Sci & Ed	DE-AC05-00OR22725	
81.RD	I	312,499	-	U. S. Department of Energy	DE-AC05-00OR22725	U. S. Department of Energy	DE-AC05-00OR22725	
81.RD	I	9,365	-	U. S. Department of Energy	DE-AC07-05ID-14517	OAK RIDGE NATIONAL LAB	DE-AC07-05ID-14517	
81.RD	I	39,974	-	U. S. Department of Energy	DE-AC52-07NA27344	OAK RIDGE NATIONAL LAB	DE-AC52-07NA27344	
81.RD	I	69,583	-	U. S. Department of Energy	DE-AC52-07NA27344	U. S. Department of Energy	DE-AC52-07NA27344	
81.RD	I	169,457	-	U. S. Department of Energy	DE-EE0008806	Ricardo Plc	4000174867/DE-AC05-00OR22725	
81.RD	I	(59)	-	U. S. Department of Energy	DE-FE0022594	OAK RIDGE NATIONAL LAB	DE-FE0022594	
81.RD	I	(2,220)	-	U. S. Department of Energy	LTI-FE0022594-NCS	Leonardo Technologies, Inc.	DE-SC0012704	

SCHEDULE OF EXPENDITURES OF FEDERAL AWARDS (DETAIL)

For the Fiscal Year Ended June 30, 2021

Federal	Direct/	Program	Amount					
ALN	Indirect	Expenditures	Provided to Subrecipients	ALN Program Title	Pass-Through Entity Number	Pass-Through Entity Name	Additional Award Information	
81.RD	I	49,138	-	U. S. Department of Energy	M1900080	Texas A&M Univ.	DE-AC05-00OR22725	
81.RD	I	244,731	-	U. S. Department of Energy	MASTER #145661-RELEASE#19	Battelle Energy Alliance, LLC	89243318CFE0000003	
81.RD	I	308,958	-	U. S. Department of Energy	MASTER #145661-RELEASE#20	Battelle Energy Alliance, LLC	DE-AC07-05ID-14517	
81.RD	I	77,290	-	U. S. Department of Energy	N000338241	Honeywell Federal Manufacturing & Techno	A20-0727-001	
81.RD	I	37,952	-	U. S. Department of Energy	N000361715	Honeywell Fm&T, LLC	G-SOW-W-00054	
81.RD	I	59,042	-	U. S. Department of Energy	N000378504	Honeywell Federal Manufacturing & Techno	A21-0700-001	
81.RD	I	68,997	-	U. S. Department of Energy	N000378509	Honeywell Federal Manufacturing & Techno	A21-0662-001	
81.RD	I	28,200	-	U. S. Department of Energy	P.O. # 2229008	DOE Sandia National Laboratories	G-281174	
81.RD	I	9,467	-	U. S. Department of Energy	P.O. # 2244761	DOE Sandia National Laboratories	G-281181	
81.RD	I	11,520	-	U. S. Department of Energy	P.O.# 2230182	DOE Sandia National Laboratories	G-281172	
81.RD	I	45,083	-	U. S. Department of Energy	PO # 107832	Bettis Atomic Power Laboratory	DE-AC52-07NA27344	
81.RD	I	93,902	-	U. S. Department of Energy	PO # 2123806	DOE Sandia National Laboratories	G-281107	
81.RD	I	41,998	-	U. S. Department of Energy	PO #107832	Bettis Atomic Power Laboratory	B634087/DE-A52-07NA27344	
81.RD	I	19,384	-	U. S. Department of Energy	PO 106482	Bechtel Corporation	A15-0432-001	
81.RD	I	45,083	-	U. S. Department of Energy	PO# 107832	Bettis Atomic Power Laboratory	107832	
81.RD	I	92,849	-	U. S. Department of Energy	PO# 135117	Fluor Marine Propulsion, LLC	G-270148	
81.RD	I	70,530	-	U. S. Department of Energy	RELEASE # 26 UNDER 145661	Battelle Energy Alliance, LLC	DE-AC05-00OR22725	
81.RD	I	34,225	-	U. S. Department of Energy	RELEASE # 27 UNDER 145661	BATTELLE ENERGY ALLIANCE, LLC	DE-AC07-05ID14517	
81.RD	I	4,241	-	U. S. Department of Energy	RELEASE # 29 BMC #145661	Battelle Energy Alliance, LLC	DE-SC0020765	
81.RD	I	7,533	-	U. S. Department of Energy	RELEASE # 33 BMC #145661	Battelle Energy Alliance, LLC	9F-60270	
81.RD	I	10	-	U. S. Department of Energy	RELEASE 16 U/C 145661	Battelle Energy Alliance, LLC	DE-AC05-00OR22725	
81.RD	I	38,893	-	U. S. Department of Energy	RELEASE 24 UNDER 145661	Battelle Energy Alliance, LLC	DE-NA0002839	
81.RD	I	26,860	-	U. S. Department of Energy	RELEASE NO 6 UBM 161615	Battelle Energy Alliance, Llc	145661 RELEASE NO. 30	
81.RD	I	(393)	-	U. S. Department of Energy	RELEASE NO. 23/BMC 145661	Battelle Energy Alliance, Llc	DE-AC05-76RL01830	
81.RD	I	17,860	-	U. S. Department of Energy	RELEASE NO. 31; 145661	IDAHO NATIONAL LABORATORY	2019-0440	
81.RD	I	18,875	-	U. S. Department of Energy	Sub-2020-10138	DOE National Renewable Energy Laboratory (NREL)	G-281120	
81.RD	I	8,146	-	U. S. Department of Energy	Subcontract 4300162351	Consolidated Nuclear Security LLC	G-281115	
81.RD	I	38,192	-	U. S. Department of Energy	Subcontract No: 4000176724	DOE Oak Ridge National Laboratories	G-281105	
81.RD	I	23,902	-	U. S. Department of Energy	Subcontract No: 4000182500	DOE Oak Ridge National Laboratories	G-281147	
81.RD	I	112,901	-	U. S. Department of Energy	ZCE-9-92157-01	NATIONAL RENEWABLE ENERGY LAB	DE-AC02-05CH11231	
		44,033,295	10,975,932	Total - Research and Development - U. S. Department of Energy				
U. S. Department of Education								
84.015	D	2,267,496	303,505	National Resource Centers Program for Foreign Language and Area Studies or Foreign Language and International Studies Program and Foreign Language and Area Studies Fellowship Program				
84.017	D	30,312	-	International Research and Studies				
84.022	D	69,663	-	Overseas Programs - Doctoral Dissertation Research Abroad				
84.031	D	12,899,902	-	Higher Education Institutional Aid				
84.116	D	(15,000)	-	Fund for the Improvement of Postsecondary Education				
84.120	D	299,113	37,500	Minority Science and Engineering Improvement				
84.129	D	330,844	-	Rehabilitation Long-Term Training				
84.133	I	62,456	-	National Institute on Disability and Rehabilitation Research	1701835A/PO#1000004853	Univ Of Maryland Balt. County		
84.133	I	24,772	-	National Institute on Disability and Rehabilitation Research	SUBCONTRACT DATED 10/27/2014	Langston University		
84.200	D	264,117	-	Graduate Assistance in Areas of National Need				
84.283	D	2,218,985	556,562	Comprehensive Centers				
84.305	D	3,852,924	1,041,656	Education Research, Development and Dissemination				
84.305	I	15,768	-	Education Research, Development and Dissemination	0467100007	American Institutes for Research		
84.305	I	1,960	-	Education Research, Development and Dissemination	24-1714-0132-007	University of Nebraska at Lincoln		
84.305	I	21,237	-	Education Research, Development and Dissemination	24-1714-0132-008	University of Nebraska at Lincoln		
84.305	I	19,645	-	Education Research, Development and Dissemination	3003143121	University of Michigan (UMICH)		
84.305	I	58,061	-	Education Research, Development and Dissemination	343-0811	Duke University		
84.305	I	7,278	-	Education Research, Development and Dissemination	343-0812	Duke University		
84.305	I	273,437	-	Education Research, Development and Dissemination	43802	University of Delaware		
84.305	I	21,834	-	Education Research, Development and Dissemination	581315	Trustees of the Univ. of Pennsylvania		
84.305	I	101,994	-	Education Research, Development and Dissemination	58611	University of Delaware		
84.305	I	1,766	-	Education Research, Development and Dissemination	FY2020-003	University of Kansas Center for Research		
84.305	I	79,022	-	Education Research, Development and Dissemination	FY2020-003 M1	University of Kansas Center for Research		
84.305	I	4,079	-	Education Research, Development and Dissemination	G154.UNC.01	National Opinion Research Center (NORC)		
84.305	I	49,292	-	Education Research, Development and Dissemination	GM1017	University of Virginia		
84.305	I	123,823	-	Education Research, Development and Dissemination	S-00015915	Wested		
84.305	I	41,034	-	Education Research, Development and Dissemination	SUB00001449	Univ Of Georgia		
84.305	I	46,306	-	Education Research, Development and Dissemination	UNIV58617 3748-0198	Vanderbilt University		
84.305	I	7,347	-	Education Research, Development and Dissemination	UWSC11218/ 41027	University of Washington		

SCHEDULE OF EXPENDITURES OF FEDERAL AWARDS (DETAIL)

For the Fiscal Year Ended June 30, 2021

Federal ALN	Direct/ Indirect	Program Expenditures	Amount Provided to Subrecipients	ALN Program Title	Pass-Through Entity Number	Pass-Through Entity Name	Additional Award Information
84.324	D	1,450,467	537,114	Research in Special Education			
84.324	I	85,964	-	Research in Special Education	FY2018-070	University of Kansas Center for Research	
84.324	I	37,796	-	Research in Special Education	FY2020-049	University of Kansas	
84.324	I	126,286	-	Research in Special Education	FY2020-057	University of Kansas Center for Research	
84.324	I	1,774	-	Research in Special Education	KK2047	University of California at Santa Barbara	
84.324	I	56,877	-	Research in Special Education	SA0000749	San Diego State University (SDSU) Research	
84.325	D	2,209,503	-	Special Education - Personnel Development to Improve Services and Results for Children with Disabilities			
84.325	I	8,540	-	Special Education - Personnel Development to Improve Services and Results for Children with Disabilities	UCHC7-127393037	University of Connecticut Health Center	
84.325	I	18,303	-	Special Education - Personnel Development to Improve Services and Results for Children with Disabilities	UNCG 88405 20-21	Salus University	
84.326	D	6,927,772	1,843,589	Special Education Technical Assistance and Dissemination to Improve Services and Results for Children with Disabilities			
84.326	I	363,993	-	Special Education Technical Assistance and Dissemination to Improve Services and Results for Children with Disabilities	A00655703	Regents of the University of Minnesota	
84.327	D	2,795,729	666,355	Special Education Educational Technology Media, and Materials for Individuals with Disabilities			
84.334	I	265,067	-	Gaining Early Awareness and Readiness for Undergraduate Programs	020753	Mississippi State University	
84.336	D	1,376,397	-	Teacher Quality Partnership Grants			
84.351	I	343,868	-	Arts in Education	8-5132-344311-790	Guilford County Schools	
84.365	D	490,282	-	English Language Acquisition State Grants			
84.373	I	1,672	-	Special Education Technical Assistance on State Data Collection	51-001279	SRI International	
84.373	I	616,375	-	Special Education Technical Assistance on State Data Collection	N/A	SRI International	
84.373	I	46,412	-	Special Education Technical Assistance on State Data Collection	S-17855	WestEd	
84.411	I	346,332	-	Education Innovation and Research (formerly Investing in Innovation (I3) Fund)	1516-013-01	Columbus State Community College	
84.411	I	97,225	-	Education Innovation and Research (formerly Investing in Innovation (I3) Fund)	201910	University of Indianapolis	
84.423	I	53,841	-	Supporting Effective Educator Development Program	FY2019-054-M2	University of Kansas	
84.423	I	309,859	-	Supporting Effective Educator Development Program	P0101183/SUB00001559	University of Florida	
84.RD	D	4,539	-	U. S. Department of Education			First in the World
84.RD	I	100,277	-	U. S. Department of Education	21-17733	Grant Thornton, LLC	21-17733
84.RD	I	3,210	-	U. S. Department of Education	EIR GRANT #U411B170038	Niswonger Foundation	EIR GRANT #U411B170038
84.RD	I	83,947	-	U. S. Department of Education	N/A	RMC Research Corporation	A20-0887-001
84.RD	I	196,845	-	U. S. Department of Education	N/A	RMC Research Corporation	A21-0475-001
84.U05	D	683	-	U. S. Department of Education			National Ctr on Homeless Education
84.U06	D	411,437	-	U. S. Department of Education			Tech Assist Ctr for Ed of Homeless Children
84.U07	D	937,978	183,512	U. S. Department of Education			Tech Assist Ctr for Ed of Homeless Children
		<u>42,948,717</u>	<u>5,169,793</u>	Total - Research and Development - U. S. Department of Education			
<u>U. S. Scholarships Foundation</u>							
85.002	I	(4,217)	-	MCC Foreign Assistance for Overseas Programs	1-312-0217220-65766L	Rti International	
		<u>(4,217)</u>	-	Total - Research and Development - U. S. Scholarships Foundation			
<u>U. S. National Archives and Records Administration</u>							
89.003	D	84,220	-	National Historical Publications and Records Grants			
		<u>84,220</u>	-	Total - Research and Development - U. S. National Archives and Records Administration			
<u>U. S. Institute of Peace</u>							
91.RD	I	6,807	-	U. S. United States Institute of Peace	A032878	Duke University	A032878 91.853
		<u>6,807</u>	-	Total - Research and Development - U. S. Institute of Peace			
<u>U. S. Department of Health and Human Services</u>							
93.067	I	8,366	-	Global AIDS	21-2421	Columbia University	
93.067	I	20,456	-	Global AIDS	4NU2GGH001920-04-00-	Centre for Infectious Disease Research i	
93.067	I	15,950	-	Global AIDS	5NU2GGH001920-05-A04	Centre for Infectious Disease Research i	
93.067	I	110,759	-	Global AIDS	CDC.579284-01707373-	Program for Appropriate Technology in He	
93.068	D	763,599	29,790	Chronic Diseases: Research, Control, and Prevention			
93.068	I	6,688	-	Chronic Diseases: Research, Control, and Prevention	000516164-001	University of Alabama at Birmingham	
93.068	I	19,635	-	Chronic Diseases: Research, Control, and Prevention	000516164-SC001	University of Alabama at Birmingham	
93.068	I	94,922	-	Chronic Diseases: Research, Control, and Prevention	6543-00-S001	Westat, Inc.	
93.073	D	831,597	6,632	Birth Defects and Developmental Disabilities - Prevention and Surveillance			
93.073	I	13,671	-	Birth Defects and Developmental Disabilities - Prevention and Surveillance	216069	Duke University	
93.073	I	16,438	-	Birth Defects and Developmental Disabilities - Prevention and Surveillance	216069/NU50DD004933-04-02	Duke Univ	

SCHEDULE OF EXPENDITURES OF FEDERAL AWARDS (DETAIL)

For the Fiscal Year Ended June 30, 2021

Federal ALN	Direct/ Indirect	Program Expenditures	Amount Provided to Subrecipients	ALN Program Title	Pass-Through Entity Number	Pass-Through Entity Name	Additional Award Information
93.073	I	28,977	-	Birth Defects and Developmental Disabilities - Prevention and Surveillance	A03-2441	Duke Univ	
93.077	D	2,247,364	65,078	Family Smoking Prevention and Tobacco Control Act Regulatory Research			
93.077	I	19,052	-	Family Smoking Prevention and Tobacco Control Act Regulatory Research	40-100730-116540	Wake Forest University Health Sciences	
93.077	I	21,671	-	Family Smoking Prevention and Tobacco Control Act Regulatory Research	40-100730-116541	Wake Forest University Health Sciences	
93.077	I	9,402	-	Family Smoking Prevention and Tobacco Control Act Regulatory Research	506226-1	University of Toronto	
93.077	I	5,789	-	Family Smoking Prevention and Tobacco Control Act Regulatory Research	61-100730-116540	Wake Forest University Health Sciences	
93.077	I	13,785	-	Family Smoking Prevention and Tobacco Control Act Regulatory Research	61-100730-116541	Wake Forest University Health Sciences	
93.077	I	42,562	-	Family Smoking Prevention and Tobacco Control Act Regulatory Research	FP00008773-SA002	Virginia Commonwealth University	
93.077	I	19,600	-	Family Smoking Prevention and Tobacco Control Act Regulatory Research	FP0006477_SA006	Virginia Commonwealth University	
93.077	I	5,050	-	Family Smoking Prevention and Tobacco Control Act Regulatory Research	SUB00014310/PO3006268643	Regents of the University of Michigan	
93.080	I	171,196	126,852	Blood Disorder Program: Prevention, Surveillance, and Research	ATHN2015001-IVN-5	American Thrombosis and Hemostasis Network	
93.080	I	153,247	58,726	Blood Disorder Program: Prevention, Surveillance, and Research	ATHN2020CDC-IVN-01	American Thrombosis and Hemostasis Network	
93.083	D	273,591	18,315	Prevention of Disease, Disability, and Death through Immunization and Control of Respiratory and Related Diseases			
93.084	D	707,491	370,511	Prevention of Disease, Disability, and Death by Infectious Diseases			
93.084	I	4,791	-	Prevention of Disease, Disability, and Death by Infectious Diseases	000528670-SC002	University of Alabama at Birmingham	
93.084	I	86,502	-	Prevention of Disease, Disability, and Death by Infectious Diseases	A033561	Duke University	
93.084	I	20,000	-	Prevention of Disease, Disability, and Death by Infectious Diseases	WU-20-449	Washington University in Saint Louis	
93.103	D	749,548	241,688	Food and Drug Administration Research			
93.103	I	94,163	-	Food and Drug Administration Research	20-2941-UNCCH	University of Tennessee Health Science C	
93.103	I	62,696	-	Food and Drug Administration Research	20-5653	Genentech, Inc.	
93.103	I	141,178	-	Food and Drug Administration Research	21-3485-UNCCH	University of Tennessee Health Science C	
93.103	I	85,576	-	Food and Drug Administration Research	403-101700-118430	Wake Forest University Health Sciences	
93.103	I	32,723	-	Food and Drug Administration Research	A03-3742	Duke University	
93.103	I	(6,243)	-	Food and Drug Administration Research	N/A	Boston University	
93.103	I	10,703	-	Food and Drug Administration Research	N/A	Institute for Advanced Clinical Trials f	
93.103	I	50	-	Food and Drug Administration Research	N/A	Interstate Shellfish Sanitation Conference	
93.103	I	1,521	-	Food and Drug Administration Research	PO 92166377	Children's Hospital Boston	
93.107	D	1,444,418	1,362,861	Area Health Education Centers			
93.110	D	9,188,189	3,570,790	Maternal and Child Health Federal Consolidated Programs			
93.110	I	16,711	-	Maternal and Child Health Federal Consolidated Programs	1638 G WA067	University of California at Los Angeles	
93.110	I	52,295	-	Maternal and Child Health Federal Consolidated Programs	205656_GR205638-UNC	Georgetown University	
93.110	I	14,684	-	Maternal and Child Health Federal Consolidated Programs	5 H30MC24046-08-00	Hemophilia of Georgia (HOG)	
93.110	I	1,054	-	Maternal and Child Health Federal Consolidated Programs	60041104	Ohio State Univ	
93.110	I	99	-	Maternal and Child Health Federal Consolidated Programs	A177491	Emory University (EU)	
93.110	I	35,012	-	Maternal and Child Health Federal Consolidated Programs	A330330	Emory University (EU)	
93.110	I	2,760	-	Maternal and Child Health Federal Consolidated Programs	A481919	Emory University (EU)	
93.110	I	108,236	-	Maternal and Child Health Federal Consolidated Programs	AWD7773002-GR205656	Georgetown University	
93.110	I	87,059	-	Maternal and Child Health Federal Consolidated Programs	HTC # 262	Hemophilia of Georgia (HOG)	
93.110	I	26,055	-	Maternal and Child Health Federal Consolidated Programs	N/A	Mountain Area Health Education Center	
93.110	I	11,788	-	Maternal and Child Health Federal Consolidated Programs	SUB00002139	University of Florida	
93.113	D	15,013,232	1,132,384	Environmental Health			
93.113	I	12,056	-	Environmental Health	01062311	Beth Israel Deaconess Medical Center	
93.113	I	297,694	-	Environmental Health	1-340-0217136-65707L	Research Triangle Institute (RTI) Interna	
93.113	I	19,878	-	Environmental Health	10009736-UNC06	Bowling Green State University	
93.113	I	116,202	-	Environmental Health	18-M69	George Washington University	
93.113	I	(289)	-	Environmental Health	2(GG010695-01)	Columbia University	
93.113	I	65,350	-	Environmental Health	2-340-0215502-65237L	Research Triangle Institute (RTI) Interna	
93.113	I	12,419	-	Environmental Health	20-2708	Predictive, LLC	
93.113	I	71,787	-	Environmental Health	2003147882	Johns Hopkins University	
93.113	I	32,294	-	Environmental Health	2004648400	Johns Hopkins University	
93.113	I	12,363	-	Environmental Health	2004688527	Johns Hopkins University	
93.113	I	27,100	-	Environmental Health	4500002242	Boston University	
93.113	I	45,076	-	Environmental Health	75D30121C10186	Duke University	
93.113	I	198,568	-	Environmental Health	9R44ES032782-02	Cell Microsystems, Inc.	
93.113	I	70,028	-	Environmental Health	A03-1052	Duke University	
93.113	I	27,824	-	Environmental Health	A03-2125	Duke University	
93.113	I	86,646	-	Environmental Health	A03-3559	Duke University	
93.113	I	61,540	-	Environmental Health	B11204UNC	Henry Ford Health System	
93.113	I	200,849	-	Environmental Health	GR119444	Ohio State University	
93.113	I	292,691	-	Environmental Health	M1901895	Texas A&M Univ.	
93.113	I	66,486	-	Environmental Health	NCSU-3338-02	Euro. Molecular Biology Lab	
93.113	I	49,578	-	Environmental Health	P0431A-A	Oregon State Univ.	
93.113	I	58	-	Environmental Health	RC105176UNC	Michigan State University	
93.113	I	357	-	Environmental Health	SUB00002460	Board Reg Univ System Georgia	

SCHEDULE OF EXPENDITURES OF FEDERAL AWARDS (DETAIL)

For the Fiscal Year Ended June 30, 2021

Federal	Direct/ Indirect	Program Expenditures	Amount Provided to Subrecipients	ALN Program Title	Pass-Through Entity Number	Pass-Through Entity Name	Additional Award Information
93.113	I	19,918	-	Environmental Health	SUBAWARD# 1-340-0215502-52722L	Research Triangle Institute	
93.113	I	20,868	-	Environmental Health	T778769	Emory University (EU)	
93.113	I	139,251	-	Environmental Health	T787631	Emory University	
93.113	I	11,541	-	Environmental Health	UWSC10029/ BPO26342	University of Washington	
93.113	I	8,446	-	Environmental Health	UWSC12368 51996	University of Washington	
93.117	D	332,896	-	Preventive Medicine Residency			
93.121	D	4,924,049	807,129	Oral Diseases and Disorders Research			
93.121	I	8,553	-	Oral Diseases and Disorders Research	00010288	University of California at Berkeley (Ca	
93.121	I	108,123	-	Oral Diseases and Disorders Research	096565-17609	The Board of Trustees of the University of Illinois	
93.121	I	26,100	-	Oral Diseases and Disorders Research	096565-18255	The Board of Trustees of the University of Illinois	
93.121	I	76	-	Oral Diseases and Disorders Research	10034028-01/U0001590	University of Utah	
93.121	I	(137)	-	Oral Diseases and Disorders Research	100852-00004/PO#EP01	Tufts University	
93.121	I	16,193	-	Oral Diseases and Disorders Research	103737-00001 NH180_P	Tufts University	
93.121	I	4,220	-	Oral Diseases and Disorders Research	11719SUB	Seattle Children's Hospital Research Inst	
93.121	I	5,000	-	Oral Diseases and Disorders Research	11846SUB	Seattle Children's Hospital Research Inst	
93.121	I	795	-	Oral Diseases and Disorders Research	12064SUB	Seattle Children's Hospital Research Inst	
93.121	I	22,207	-	Oral Diseases and Disorders Research	12462SUB	Seattle Children's Hospital Research Inst	
93.121	I	41,981	-	Oral Diseases and Disorders Research	2017-3474	University of California	
93.121	I	90,034	-	Oral Diseases and Disorders Research	22000007-133	The Methodist Hospital Research Institute	
93.121	I	174,378	-	Oral Diseases and Disorders Research	22000010-170	The Methodist Hospital Research Institute	
93.121	I	59,968	-	Oral Diseases and Disorders Research	233220	Massachusetts General Hospital	
93.121	I	5,740	-	Oral Diseases and Disorders Research	3000301333	Atrium Health (formerly Carolinas Health	
93.121	I	44,625	-	Oral Diseases and Disorders Research	3000301333 (A18-0261	Atrium Health (formerly Carolinas Health	
93.121	I	21,759	-	Oral Diseases and Disorders Research	34768-1	Augusta University	
93.121	I	93,874	-	Oral Diseases and Disorders Research	AGMT00005792/2200001	The Methodist Hospital Research Institute	
93.121	I	8,143	-	Oral Diseases and Disorders Research	F1244-02 (Formerly F	New York University (NYU)	
93.121	I	3,275	-	Oral Diseases and Disorders Research	F1456-02	New York University (NYU)	
93.121	I	177,294	-	Oral Diseases and Disorders Research	F1456-04	New York University (NYU)	
93.121	I	67,396	-	Oral Diseases and Disorders Research	K002574-00-S01	Kitware, Inc.	
93.121	I	90,304	-	Oral Diseases and Disorders Research	SITZMAN-20-06	Phoenix Children's Hospital	
93.121	I	96,941	-	Oral Diseases and Disorders Research	SUB00002159	University of Florida	
93.121	I	30,176	-	Oral Diseases and Disorders Research	SUB00002461	University of Florida	
93.121	I	130,510	-	Oral Diseases and Disorders Research	SUBK00012316 JAT	University of Michigan Board of Regents	
93.124	D	42,055	-	Nurse Anesthetist Traineeship			
93.127	D	305,222	-	Emergency Medical Services for Children			
93.135	D	1,235,518	-	Centers for Research and Demonstration for Health Promotion and Disease Prevention			
93.135	I	(16)	-	Centers for Research and Demonstration for Health Promotion and Disease Prevention	416325-G	University of Rochester	
93.136	D	2,403,571	253,355	Injury Prevention and Control Research and State and Community Based Programs			
93.136	I	17,538	-	Injury Prevention and Control Research and State and Community Based Programs	712-7574	Emma Pendleton Bradley Hospital	
93.143	D	5,089,213	798,396	NIEHS Superfund Hazardous Substances Basic Research and Education			
93.143	I	232,547	-	NIEHS Superfund Hazardous Substances Basic Research and Education	02-M1800350	Texas A&M Univ.	
93.143	I	68,994	-	NIEHS Superfund Hazardous Substances Basic Research and Education	02-M1800359	Texas A and M University	
93.143	I	7,598	-	NIEHS Superfund Hazardous Substances Basic Research and Education	5(GG013322-35)/G13709	Columbia University	
93.143	I	190	-	NIEHS Superfund Hazardous Substances Basic Research and Education	A03-1122	Duke University	
93.143	I	88,679	-	NIEHS Superfund Hazardous Substances Basic Research and Education	A03-3298	Duke University	
93.143	I	8,216	-	NIEHS Superfund Hazardous Substances Basic Research and Education	A03-4494	Duke University	
93.143	I	35,616	-	NIEHS Superfund Hazardous Substances Basic Research and Education	P0527A-A	Oregon State Univ.	
93.143	I	171,145	-	NIEHS Superfund Hazardous Substances Basic Research and Education	PO-0000139879	Louisiana State Univ	
93.143	I	30,678	-	NIEHS Superfund Hazardous Substances Basic Research and Education	PO-0000143061	Louisiana State Univ	
93.145	I	23,699	-	HIV-Related Training and Technical Assistance	N/A	Vanderbilt University	
93.145	I	24,588	-	HIV-Related Training and Technical Assistance	VUMC 86238	Vanderbilt University Medical Center	
93.145	I	203,422	-	HIV-Related Training and Technical Assistance	VUMC56921	Vanderbilt University	
93.153	I	76,687	-	Coordinated Services and Access to Research for Women, Infants, Children, and Youth	3090097	Duke University	
93.153	I	75,501	-	Coordinated Services and Access to Research for Women, Infants, Children, and Youth	3090098	Duke University	
93.155	D	1,428,842	214,934	Rural Health Research Centers			
93.155	I	98,112	-	Rural Health Research Centers	N/A	Foundation for Health Leadership &	
93.155	I	91,054	-	Rural Health Research Centers	S00488-02	University of Iowa	
93.155	I	55,879	-	Rural Health Research Centers	S02094-01	University of Iowa	
93.172	D	7,847,481	2,223,700	Human Genome Research			
93.172	I	82,639	-	Human Genome Research	132378697	University of Southern California (USC)	
93.172	I	37,429	-	Human Genome Research	217360A	University of Oregon	
93.172	I	10,587	-	Human Genome Research	3021542	Duke University	
93.172	I	169,799	-	Human Genome Research	91094-Z0327201	University of Maryland	

SCHEDULE OF EXPENDITURES OF FEDERAL AWARDS (DETAIL)

For the Fiscal Year Ended June 30, 2021

Federal ALN	Direct/ Indirect	Program Expenditures	Amount Provided to Subrecipients	ALN Program Title	Pass-Through Entity Number	Pass-Through Entity Name	Additional Award Information
93.172	I	200,430	-	Human Genome Research	A03-2387	Duke University	
93.172	I	44,173	-	Human Genome Research	A034195	Duke University	
93.172	I	257,449	-	Human Genome Research	PO#826012/Sub# 1203	Rutgers the State University of New Jersey	
93.172	I	58,467	-	Human Genome Research	RESS14720	Case Western Reserve University	
93.172	I	10,985	-	Human Genome Research	ULRF 16-0709-03	University of Louisville	
93.173	D	2,307,466	417,026	Research Related to Deafness and Communication Disorders			
93.173	I	29,257	-	Research Related to Deafness and Communication Disorders	1015893_UNC	Oregon Health and Science University	
93.173	I	504	-	Research Related to Deafness and Communication Disorders	1090527 - 396355	RDH Bank Database Development	
93.173	I	13,996	-	Research Related to Deafness and Communication Disorders	16-009267 A00	University of Massachusetts at Amherst	
93.173	I	50,140	-	Research Related to Deafness and Communication Disorders	2121-1001-00-B	University of South Florida Tampa	
93.173	I	45,244	-	Research Related to Deafness and Communication Disorders	60078608 SPC10000046	Ohio State University	
93.173	I	56,711	-	Research Related to Deafness and Communication Disorders	800198	Drexel University	
93.173	I	83,368	-	Research Related to Deafness and Communication Disorders	96433-D/R01DC015056	Boys Town National Research Hospital	
93.173	I	43,033	-	Research Related to Deafness and Communication Disorders	96469-E	Boys Town (Father Flanagan's Boys' Home)	
93.173	I	71,208	-	Research Related to Deafness and Communication Disorders	R01DC011038/96419-A	Boys Town National Research Hospital	
93.178	D	486,889	29,004	Nursing Workforce Diversity			
93.186	D	347,075	2,500	National Research Service Award in Primary Care Medicine			
93.211	D	928,845	193,139	Telehealth Programs			
93.213	D	991,063	-	Research and Training in Complementary and Integrative Health			
93.213	I	25,252	-	Research and Training in Complementary and Integrative Health	0255-D964-4609	Icahn School Of Medicine	
93.213	I	86,334	-	Research and Training in Complementary and Integrative Health	10049254-02:PO#U000250448	Univ Of Utah	
93.213	I	46,987	-	Research and Training in Complementary and Integrative Health	132416G004045	Washington State University	
93.213	I	262,372	-	Research and Training in Complementary and Integrative Health	132416G004257	Washington State University	
93.213	I	11,947	-	Research and Training in Complementary and Integrative Health	21-129-100881-010	Old Dominion University Research Fdtn	
93.213	I	260	-	Research and Training in Complementary and Integrative Health	4102-64548	Purdue University	
93.213	I	57,804	12,177	Research and Training in Complementary and Integrative Health	7529	Boston Medical Center	
93.213	I	175,394	-	Research and Training in Complementary and Integrative Health	7846	Boston Medical Center	
93.213	I	11,986	-	Research and Training in Complementary and Integrative Health	A03-3161	Duke University	
93.213	I	129,978	-	Research and Training in Complementary and Integrative Health	A18-0910-S004	University of California Santa Cruz	
93.213	I	48	-	Research and Training in Complementary and Integrative Health	BP010966	University of Washington	
93.213	I	148,185	-	Research and Training in Complementary and Integrative Health	SUBAWARD NO:UFDSP00010628	University of Florida	
93.213	I	81,745	-	Research and Training in Complementary and Integrative Health	SUBAWARD#132416 G00	Washington State University	
93.213	I	54,742	-	Research and Training in Complementary and Integrative Health	Subaward No: 1(GG013599-01)	Columbia University	
93.213	I	93,322	-	Research and Training in Complementary and Integrative Health	TACT2 TRIAL TO ACCESS CHELATIO	Mount Sinai Medical Center	
93.225	D	(129)	-	National Research Service Awards Health Services Research Training			
93.226	D	3,111,751	460,485	Research on Healthcare Costs, Quality and Outcomes			
93.226	I	7,604	-	Research on Healthcare Costs, Quality and Outcomes	2032514	Duke University	
93.226	I	28,796	-	Research on Healthcare Costs, Quality and Outcomes	417581G/URFAO:GR5109	University of Rochester	
93.226	I	12,057	-	Research on Healthcare Costs, Quality and Outcomes	701-7137573	Rhode Island Hospital	
93.226	I	64,687	-	Research on Healthcare Costs, Quality and Outcomes	A032552	Duke University	
93.226	I	4,977	-	Research on Healthcare Costs, Quality and Outcomes	A032567	Duke University	
93.226	I	7,858	-	Research on Healthcare Costs, Quality and Outcomes	R1091	Dartmouth College	
93.241	I	412,294	-	State Rural Hospital Flexibility Program	P007036253	University of Minnesota	
93.241	I	31,343	-	State Rural Hospital Flexibility Program	P007036253	University of Minnesota	
93.242	D	32,521,100	6,030,605	Mental Health Research Grants			
93.242	I	84,996	400	Mental Health Research Grants	00001130	Brown University	
93.242	I	20,287	-	Mental Health Research Grants	000518108-SC005-HAT	The Board of Trustees of the University	
93.242	I	61,316	-	Mental Health Research Grants	0255-3351-4609	Mount Sinai School of Medicine	
93.242	I	4,045	-	Mental Health Research Grants	0255-3355-4609	Mount Sinai School of Medicine	
93.242	I	56,652	-	Mental Health Research Grants	0255-B711-4609	Mount Sinai School of Medicine	
93.242	I	(781)	-	Mental Health Research Grants	11-17-02 sub1	Des Moines University (DMU)	
93.242	I	458	-	Mental Health Research Grants	110268-0720-01	Kennedy Krieger Institute	
93.242	I	19,148	-	Mental Health Research Grants	11978SC	University of California at San Francisco	
93.242	I	15,819	-	Mental Health Research Grants	12238SC	University of California at San Francisco	
93.242	I	(671)	-	Mental Health Research Grants	136025-5109031	Harvard University	
93.242	I	21,033	-	Mental Health Research Grants	136031-5111688	Harvard University	
93.242	I	(1)	-	Mental Health Research Grants	149869.5101563.0314	Harvard University Medical School	
93.242	I	43,885	-	Mental Health Research Grants	149869.5101563.0414	Harvard University Medical School	
93.242	I	50,433	-	Mental Health Research Grants	1907499	University of Texas at Dallas	
93.242	I	24,664	-	Mental Health Research Grants	20-M64	George Washington University	
93.242	I	121,401	-	Mental Health Research Grants	2000 G XQ147	University of California at Los Angeles	
93.242	I	37,011	-	Mental Health Research Grants	2004786483	Johns Hopkins University	
93.242	I	143,871	-	Mental Health Research Grants	2015-3230	University of California at Irvine (UCI)	
93.242	I	(7)	-	Mental Health Research Grants	31468-01	American University (AU)	

SCHEDULE OF EXPENDITURES OF FEDERAL AWARDS (DETAIL)

For the Fiscal Year Ended June 30, 2021

Federal ALN	Direct/ Indirect	Program Expenditures	Amount Provided to Subrecipients	ALN Program Title	Pass-Through Entity Number	Pass-Through Entity Name	Additional Award Information
93.242	I	40,593	-	Mental Health Research Grants	34337SUB53039 / PO#1	University of Vermont	
93.242	I	19,492	-	Mental Health Research Grants	417356G/URFAO GR510	University of Rochester	
93.242	I	58,968	-	Mental Health Research Grants	574016	Trustees of the Univ. of Pennsylvania	
93.242	I	10,868	-	Mental Health Research Grants	60050592 UNC	Northwestern University	
93.242	I	72,146	-	Mental Health Research Grants	60055528 UNC	Northwestern University	
93.242	I	506	-	Mental Health Research Grants	60067476	Ohio State Univ	
93.242	I	37,121	-	Mental Health Research Grants	62423031-164804	Leland Stanford Junior University (LSJU)	
93.242	I	199,145	-	Mental Health Research Grants	7137547	Rhode Island Hospital	
93.242	I	18,487	-	Mental Health Research Grants	800010088-01UG/00030	Florida International University	
93.242	I	50,528	-	Mental Health Research Grants	85339-Z0264205	University of Maryland	
93.242	I	51,851	-	Mental Health Research Grants	A006759601	University of Minnesota	
93.242	I	53,463	-	Mental Health Research Grants	A031713	Duke University	
93.242	I	16,299	-	Mental Health Research Grants	A034582	Duke University	
93.242	I	48,882	-	Mental Health Research Grants	A15-0085-S002	University of California at Davis (UCD)	
93.242	I	16,031	-	Mental Health Research Grants	A21-1997-S001	University of California at Davis (UCD)	
93.242	I	(1,793)	-	Mental Health Research Grants	A242031	Emory University (EU)	
93.242	I	22,849	-	Mental Health Research Grants	A26237	Emory University	
93.242	I	2,225	-	Mental Health Research Grants	A277470	Emory University (EU)	
93.242	I	17,948	-	Mental Health Research Grants	A367499	Emory University (EU)	
93.242	I	15,875	-	Mental Health Research Grants	A413029	Emory University (EU)	
93.242	I	2,424	-	Mental Health Research Grants	AWD00002015(134205-2	University of Pittsburgh	
93.242	I	174,250	-	Mental Health Research Grants	AWD00002915 (135171-	University of Pittsburgh	
93.242	I	237,063	(1,580)	Mental Health Research Grants	CNVA00061652 131408-	University of Pittsburgh	
93.242	I	34,075	-	Mental Health Research Grants	F211825-2	University of Maryland at Baltimore (UMB)	
93.242	I	81,455	-	Mental Health Research Grants	FY21.1056.001 / 2-5-	University of Colorado Denver	
93.242	I	162,552	-	Mental Health Research Grants	GR103937 (CON-800013	Yale University	
93.242	I	176,324	-	Mental Health Research Grants	GR110975 (CON-800027	Yale University	
93.242	I	21,192	-	Mental Health Research Grants	K002617-00-S01	Kitware, Inc.	
93.242	I	80,293	-	Mental Health Research Grants	K003285-00-S01	Kitware, Inc.	
93.242	I	(5,098)	-	Mental Health Research Grants	N/A	Columbia University	
93.242	I	131,221	-	Mental Health Research Grants	N/A	Pulvinar Neuro LLC	
93.242	I	84,597	73,266	Mental Health Research Grants	N/A	Virtually Better, Inc	
93.242	I	94,106	-	Mental Health Research Grants	N007059101	University of Minnesota	
93.242	I	39,495	-	Mental Health Research Grants	P007689002	University of Minnesota	
93.242	I	165,238	-	Mental Health Research Grants	PIN 2019-175NCSU	Pinnacle Technology, Inc.	
93.242	I	(6,966)	-	Mental Health Research Grants	PO#2001591772	Johns Hopkins University	
93.242	I	29,250	-	Mental Health Research Grants	R41MH123287	Innovation Research and Training (iRT)	
93.242	I	124,540	-	Mental Health Research Grants	SC37573-03-00 / PO15	University of Denver	
93.242	I	75,047	-	Mental Health Research Grants	WU-19-410/PO#2940262	Washington University in Saint Louis	
93.242	I	104,687	-	Mental Health Research Grants	WU-19-411/PO#2940750	Washington University in Saint Louis	
93.242	I	148,679	-	Mental Health Research Grants	WU-19-412/PO 2940411	Washington University in Saint Louis	
93.242	I	5,336	-	Mental Health Research Grants	WU-21-2 2940155K	Washington University in Saint Louis	
93.242	I	9,158	-	Mental Health Research Grants	WU-21-3 2940156K	Washington University in Saint Louis	
93.242	I	5,606	-	Mental Health Research Grants	WU-21-4	Washington University in Saint Louis	
93.242	I	9,785	-	Mental Health Research Grants	ccA03-1588	Duke University	
93.243	D	1,782,244	194,441	Substance Abuse and Mental Health Services Projects of Regional and National Significance			
93.243	I	15,292	-	Substance Abuse and Mental Health Services Projects of Regional and National Significance	2004003087	Johns Hopkins University	
93.243	I	1,560	-	Substance Abuse and Mental Health Services Projects of Regional and National Significance	GR107883(CON-8000199	Yale University	
93.243	I	5,356	-	Substance Abuse and Mental Health Services Projects of Regional and National Significance	GR109962(CON-8000243	Yale University	
93.243	I	1,002	-	Substance Abuse and Mental Health Services Projects of Regional and National Significance	SAMHSA BCOR 2019-202	Reintegration Support Network	
93.243	I	10,905	-	Substance Abuse and Mental Health Services Projects of Regional and National Significance	UNC -SAMHSA-02	County of Brunswick	
93.243	I	2,874	-	Substance Abuse and Mental Health Services Projects of Regional and National Significance	UNC -SAMHSA-03	County of Brunswick	
93.247	D	1,823,701	449,068	Advanced Nursing Education Workforce Grant Program			
93.250	D	71,778	-	Geriatric Academic Career Awards Department of Health and Human Services			
93.261	I	38,964	3,973	Scaling the National Diabetes Prevention Program to Priority Populations	N/A	APhA Foundation	
93.262	D	1,769,319	300,695	Occupational Safety and Health Program			
93.262	I	156,204	-	Occupational Safety and Health Program	17-A1-00-006508-01/1	New York University (NYU)	
93.262	I	14,514	-	Occupational Safety and Health Program	3200003624-21-158/PO7800005506	Univ of Kentucky Research Found	

SCHEDULE OF EXPENDITURES OF FEDERAL AWARDS (DETAIL)

For the Fiscal Year Ended June 30, 2021

Federal ALN	Direct/ Indirect	Program Expenditures	Amount Provided to Subrecipients	ALN Program Title	Pass-Through Entity Number	Pass-Through Entity Name	Additional Award Information
93.262	I	1,236	-	Occupational Safety and Health Program	3210001070-20-167	Univ Of Kentucky Res. Found.	
93.262	I	11,769	-	Occupational Safety and Health Program	3210001070-20-169	Univ Of Kentucky	
93.262	I	44,685	14,000	Occupational Safety and Health Program	3210001809-19-121/PO7800005771	Univ of Kentucky Research Found	
93.262	I	11,982	-	Occupational Safety and Health Program	3210001811-20-166	Univ Of Kentucky Res. Found.	
93.262	I	3,182	-	Occupational Safety and Health Program	3210001811-21-242	Univ Of Kentucky	
93.262	I	511	-	Occupational Safety and Health Program	4885/102815	University of Rhode Island	
93.273	D	14,164,902	613,648	Alcohol Research Programs			
93.273	I	6,003	-	Alcohol Research Programs	1-312-0217134-65740L	Research Triangle Institute International	
93.273	I	80,822	-	Alcohol Research Programs	1-340-0217732-66127L	Research Triangle Institute (RTI Interna	
93.273	I	35,428	-	Alcohol Research Programs	125283298 MP/PO S9002478	University of California at San Diego	
93.273	I	32,460	-	Alcohol Research Programs	20-22-002	Louisiana State University (LSU)	
93.273	I	253,006	-	Alcohol Research Programs	5304-UNC-DHHS-2931	Pennsylvania State University	
93.273	I	25,876	-	Alcohol Research Programs	A033442	Duke University	
93.273	I	49,859	-	Alcohol Research Programs	PO#P00496793/AWD0000	University of Pittsburgh	
93.279	D	11,511,212	1,930,826	Drug Abuse and Addiction Research Programs			
93.279	I	3,013	-	Drug Abuse and Addiction Research Programs	000000366	University of Wisconsin at Madison	
93.279	I	294,505	-	Drug Abuse and Addiction Research Programs	00001481	Brown University	
93.279	I	7,602	-	Drug Abuse and Addiction Research Programs	1-312-0216046-65210L	Research Triangle Institute (RTI Interna	
93.279	I	23,324	-	Drug Abuse and Addiction Research Programs	123125	Brigham and Women's Hospital	
93.279	I	221,826	-	Drug Abuse and Addiction Research Programs	12345SC	University of California at San Francisco	
93.279	I	33,942	-	Drug Abuse and Addiction Research Programs	2-312-0216046-65212L	Research Triangle Institute (RTI Interna	
93.279	I	95,975	-	Drug Abuse and Addiction Research Programs	2-312-0216924-65603L	Research Triangle Institute (RTI Interna	
93.279	I	7,422	-	Drug Abuse and Addiction Research Programs	2-340-0215297-52570L	Research Triangle Institute (RTI Interna	
93.279	I	2,029	-	Drug Abuse and Addiction Research Programs	210247-0419-14	Jackson Laboratory	
93.279	I	192,407	-	Drug Abuse and Addiction Research Programs	210247-0421-07	Jackson Laboratory	
93.279	I	49,664	-	Drug Abuse and Addiction Research Programs	261444	Temple University	
93.279	I	36,507	-	Drug Abuse and Addiction Research Programs	3-312-0216046-65211L	Research Triangle Institute (RTI Interna	
93.279	I	67,409	-	Drug Abuse and Addiction Research Programs	417654G/URFAO:GR5109	University of Rochester	
93.279	I	19,112	-	Drug Abuse and Addiction Research Programs	417870 GURFAOGR51114	University of Rochester	
93.279	I	8,411	-	Drug Abuse and Addiction Research Programs	4500003638	Boston University Board of Trustees	
93.279	I	87,358	-	Drug Abuse and Addiction Research Programs	5-27127	Scripps Research Institute	
93.279	I	50,469	-	Drug Abuse and Addiction Research Programs	5071-S01	Actuated Medical, Inc (AMI)	
93.279	I	15,550	-	Drug Abuse and Addiction Research Programs	52748	University of Arkansas	
93.279	I	16,210	-	Drug Abuse and Addiction Research Programs	53188	University of Arkansas for Medical Science	
93.279	I	11,029	-	Drug Abuse and Addiction Research Programs	60072478	Ohio State University	
93.279	I	308	-	Drug Abuse and Addiction Research Programs	7017137280	Rhode Island Hospital	
93.279	I	2,037	-	Drug Abuse and Addiction Research Programs	7109993TVD	Miriam Hospital	
93.279	I	9,464	-	Drug Abuse and Addiction Research Programs	7147060LBR	Miriam Hospital	
93.279	I	10,591	-	Drug Abuse and Addiction Research Programs	A031808	Duke University	
93.279	I	4,024	-	Drug Abuse and Addiction Research Programs	A031813	Duke University	
93.279	I	210,705	-	Drug Abuse and Addiction Research Programs	A032001	Duke University	
93.279	I	41,384	-	Drug Abuse and Addiction Research Programs	A032037	Duke University	
93.279	I	89,249	-	Drug Abuse and Addiction Research Programs	A033612	Duke University	
93.279	I	84,422	-	Drug Abuse and Addiction Research Programs	AWD00000068 (132578-	University of Pittsburgh	
93.279	I	3,048	-	Drug Abuse and Addiction Research Programs	CON-80002955 (GR1125	Yale University	
93.279	I	23,775	-	Drug Abuse and Addiction Research Programs	CON-80002985 (GR11283	Yale University	
93.279	I	32,318	-	Drug Abuse and Addiction Research Programs	GB10546.P0 #2126807	University of Virginia	
93.279	I	229,418	-	Drug Abuse and Addiction Research Programs	GB10809. P0#2260692	Univ Of Virginia	
93.279	I	(42)	-	Drug Abuse and Addiction Research Programs	GR106462 CON-8000178	Yale University	
93.279	I	115,979	-	Drug Abuse and Addiction Research Programs	GR109144 (CON-800023	Yale University	
93.279	I	129,790	-	Drug Abuse and Addiction Research Programs	GR109272 (CON-8000234	Yale University	
93.279	I	88,958	-	Drug Abuse and Addiction Research Programs	GR120226	Ohio State University	
93.279	I	39,194	-	Drug Abuse and Addiction Research Programs	GR122791/SPC-1000004	Ohio State University	
93.279	I	3,956	-	Drug Abuse and Addiction Research Programs	R01DA050696-S2UNC	Avera Health	
93.279	I	90,335	-	Drug Abuse and Addiction Research Programs	RGF012667-A	Children's Hospital Los Angeles	
93.279	I	29,867	-	Drug Abuse and Addiction Research Programs	UR-K181	Florida Atlantic University	
93.279	I	(784)	-	Drug Abuse and Addiction Research Programs	UWSC11265	University of Washington	
93.283	D	1,447,619		Centers for Disease Control and Prevention Investigations and Technical Assistance			
93.286	D	5,311,648	1,156,582	Discovery and Applied Research for Technological Innovations to Improve Human Health			
93.286	I	194,034	-	Discovery and Applied Research for Technological Innovations to Improve Human Health	092585-17169	University of Illinois Board of Trustees	
93.286	I	56,270	-	Discovery and Applied Research for Technological Innovations to Improve Human Health	679-100710-552612	Wake Forest University Health Sciences	

SCHEDULE OF EXPENDITURES OF FEDERAL AWARDS (DETAIL)

For the Fiscal Year Ended June 30, 2021

Federal ALN	Direct/ Indirect	Program Expenditures	Amount Provided to Subrecipients	ALN Program Title	Pass-Through Entity Number	Pass-Through Entity Name	Additional Award Information
93.286	I	36,750	-	Discovery and Applied Research for Technological Innovations to Improve Human Health	A03-1999	Duke University	
93.286	I	27,026	-	Discovery and Applied Research for Technological Innovations to Improve Human Health	FY2017-040	University of Kansas Center for Research	
93.286	I	82,073	-	Discovery and Applied Research for Technological Innovations to Improve Human Health	K001687-00-S01	Kitware, Inc.	
93.286	I	21,569	-	Discovery and Applied Research for Technological Innovations to Improve Human Health	K002587-00-S01	Kitware, Inc.	
93.286	I	188,232	-	Discovery and Applied Research for Technological Innovations to Improve Human Health	KK1944	Univ of CA at Santa Barbara	
93.286	I	572	-	Discovery and Applied Research for Technological Innovations to Improve Human Health	RFA-EB-16-001	IVY.AI, INC.	
93.286	I	134,048	-	Discovery and Applied Research for Technological Innovations to Improve Human Health	SUB00001509	University of Georgia	
93.286	I	(37)	-	Discovery and Applied Research for Technological Innovations to Improve Human Health	UNIV 58419/2186-0163	Vanderbilt University Medical Center	
93.286	I	5,333	-	Discovery and Applied Research for Technological Innovations to Improve Human Health	VUMC 60090	Vanderbilt University	
93.300	D	583,095	8,131	National Center for Health Workforce Analysis			
93.300	I	14,575		National Center for Health Workforce Analysis	UWSC12510 53769	University of Washington	
93.307	D	10,647,748	2,887,102	Minority Health and Health Disparities Research			
93.307	I	28,627	-	Minority Health and Health Disparities Research	13136001	University of Central Florida (UCF)	
93.307	I	125,599	-	Minority Health and Health Disparities Research	16-2910/PO2000005316	University of South Carolina (USC)	
93.307	I	25,904	-	Minority Health and Health Disparities Research	31106A PO 818504	Albert Einstein College of Medicine Inc	
93.307	I	18,803	-	Minority Health and Health Disparities Research	522211-UNC	University of Arkansas	
93.307	I	304,656	-	Minority Health and Health Disparities Research	575095	Trustees of the Univ. of Pennsylvania	
93.307	I	23,861	-	Minority Health and Health Disparities Research	578811	Trustees of the Univ. of Pennsylvania	
93.307	I	44,204	-	Minority Health and Health Disparities Research	60044313 NCSU YEAR 4	Northwestern University	
93.307	I	129,933	-	Minority Health and Health Disparities Research	6408-1117-00-B	University of South Florida Tampa	
93.307	I	57,395	-	Minority Health and Health Disparities Research	A193683	Emory University (EU)	
93.307	I	14,034	-	Minority Health and Health Disparities Research	GB10826 PO 2265647	University of Virginia	
93.307	I	1,483	-	Minority Health and Health Disparities Research	GK000553(CON-8000061	Yale University	
93.307	I	6,417	-	Minority Health and Health Disparities Research	HU-150006	Hampton University	
93.307	I	46,733	-	Minority Health and Health Disparities Research	N/A	Equiti Foods, LLC	
93.307	I	6,416	-	Minority Health and Health Disparities Research	Subaward No: HU - 190006	Hampton University	
93.310	D	12,772,810	5,262,925	Trans-NIH Research Support			
93.310	I	34,516	-	Trans-NIH Research Support	00001706	Brown University	
93.310	I	506,149	-	Trans-NIH Research Support	1-340-0215040-52885L	Research Triangle Institute (RTI Interna	
93.310	I	(6,215)	-	Trans-NIH Research Support	111593808	University of California at San Diego (U	
93.310	I	93,763	-	Trans-NIH Research Support	111593808 (S9002160)	University of California at San Diego (U	
93.310	I	57,787	-	Trans-NIH Research Support	12352SC	University of California at San Francisco	
93.310	I	2,002	-	Trans-NIH Research Support	16-A0-00-006256-01	NYU Medical Center	
93.310	I	18,215	-	Trans-NIH Research Support	16-A0-00006256-01/ M	NYU Medical Center	
93.310	I	1,206,927	(814)	Trans-NIH Research Support	19-A0-00-1003237	New York University School of Medicine	
93.310	I	4,503	-	Trans-NIH Research Support	2004970830	Johns Hopkins University	
93.310	I	7	-	Trans-NIH Research Support	2035736	Duke University	
93.310	I	18,002	-	Trans-NIH Research Support	5001441	Women and Infants Hospital of Rhode Isla	
93.310	I	20,140	-	Trans-NIH Research Support	900037	Drexel University	
93.310	I	48,706	-	Trans-NIH Research Support	900094 PO U0212117	Drexel University	
93.310	I	28,884	-	Trans-NIH Research Support	A03-2318	Duke University	
93.310	I	91,809	-	Trans-NIH Research Support	A03-3789	Duke University	
93.310	I	1,430,856	-	Trans-NIH Research Support	A03-4211	Duke University	
93.310	I	88,196	-	Trans-NIH Research Support	A031918	Duke University	
93.310	I	179,643	-	Trans-NIH Research Support	A032888	Duke Univ	
93.310	I	16,421	-	Trans-NIH Research Support	A033654	Duke University	
93.310	I	5,782	-	Trans-NIH Research Support	A033915	Duke University	
93.310	I	306,742	-	Trans-NIH Research Support	A034323	Duke Univ	
93.310	I	927,631	-	Trans-NIH Research Support	GR111819(CON-8000284	Yale University	
93.310	I	15,382	-	Trans-NIH Research Support	R902	Dartmouth College	
93.310	I	27,754	-	Trans-NIH Research Support	TUL-HSC-558484-20/21	Tulane University	
93.315	I	3,406	-	Rare Disorders: Research, Surveillance, Health Promotion, and Education	1-312-0217091-65696L	Research Triangle Institute (RTI Interna	
93.315	I	3,589	-	Rare Disorders: Research, Surveillance, Health Promotion, and Education	1-312-0217093-65695L	Research Triangle Institute (RTI Interna	
93.315	I	17,957	-	Rare Disorders: Research, Surveillance, Health Promotion, and Education	1-312-0217095-65698L	Research Triangle Institute (RTI Interna	
93.350	D	14,880,081	2,161,572	National Center for Advancing Translational Sciences			
93.350	I	19,392	-	National Center for Advancing Translational Sciences	000518169-007	University of Alabama at Birmingham	
93.350	I	34,144	-	National Center for Advancing Translational Sciences	000518169-SC007	University of Alabama at Birmingham	

SCHEDULE OF EXPENDITURES OF FEDERAL AWARDS (DETAIL)

For the Fiscal Year Ended June 30, 2021

Federal ALN	Direct/ Indirect	Program Expenditures	Amount Provided to Subrecipients	ALN Program Title	Pass-Through Entity Number	Pass-Through Entity Name	Additional Award Information
93.350	I	15,720	-	National Center for Advancing Translational Sciences	000518169-SC008	University of Alabama at Birmingham	
93.350	I	43,622	-	National Center for Advancing Translational Sciences	1-312-0215481-52686L	Research Triangle Institute (RTI) Interna	
93.350	I	163,081	-	National Center for Advancing Translational Sciences	1011902-001_JHU PO 2	Johns Hopkins University	
93.350	I	132,611	-	National Center for Advancing Translational Sciences	1011902-002_JHU 200	Johns Hopkins University	
93.350	I	40,273	-	National Center for Advancing Translational Sciences	1011902_JHU 20046763	Johns Hopkins University	
93.350	I	81,682	-	National Center for Advancing Translational Sciences	1011902_UNC	Oregon Health and Science University	
93.350	I	(10,752)	-	National Center for Advancing Translational Sciences	166469/165608	University of Texas Health Science Center	
93.350	I	115,634	-	National Center for Advancing Translational Sciences	167901/167892	University of Texas Health Science Center	
93.350	I	166,946	-	National Center for Advancing Translational Sciences	18-4177	Falcon Therapeutics, Inc.	
93.350	I	12,396	-	National Center for Advancing Translational Sciences	2-312-0216822-65550L	Research Triangle Institute (RTI) Interna	
93.350	I	63,114	-	National Center for Advancing Translational Sciences	20-0678	Epigenos Bioscience, Inc.	
93.350	I	98,099	-	National Center for Advancing Translational Sciences	2004376928	Johns Hopkins University	
93.350	I	15,545	-	National Center for Advancing Translational Sciences	4500003368	Boston University Board of Trustees	
93.350	I	37,928	-	National Center for Advancing Translational Sciences	5017091-SERV	Tufts-New England Medical Center	
93.350	I	40,746	-	National Center for Advancing Translational Sciences	5017110-SERV	Tufts-New England Medical Center	
93.350	I	45,355	-	National Center for Advancing Translational Sciences	858	Univ Of Wisconsin	
93.350	I	4,160	-	National Center for Advancing Translational Sciences	A00-3210-S002	Medical University of South Carolina (MU	
93.350	I	30,020	-	National Center for Advancing Translational Sciences	A03-3493	Duke University	
93.350	I	272,293	-	National Center for Advancing Translational Sciences	A03-3494	Duke University	
93.350	I	1,509	-	National Center for Advancing Translational Sciences	A031873	Duke University	
93.350	I	12,280	-	National Center for Advancing Translational Sciences	A031874	Duke University	
93.350	I	36,155	-	National Center for Advancing Translational Sciences	AWD00000243 (134445-	University of Pittsburgh	
93.350	I	(37)	-	National Center for Advancing Translational Sciences	MUSC17-042-8C828	Medical University of South Carolina (MU	
93.350	I	151,544	-	National Center for Advancing Translational Sciences	N/A	Initos Pharmaceuticals, LLC	
93.350	I	64,066	-	National Center for Advancing Translational Sciences	N/A	University of Utah	
93.350	I	267,396	127,465	National Center for Advancing Translational Sciences	P0503A-A	Oregon State University	
93.350	I	17,026	-	National Center for Advancing Translational Sciences	Subagreement No: 0009533-10009	Howard University	
93.350	I	84,470	-	National Center for Advancing Translational Sciences	VUMC65891	Vanderbilt University	
93.350	I	35,695	-	National Center for Advancing Translational Sciences	WU-21-108/PO 2940272	Washington University in Saint Louis	
93.351	D	4,853,713	69,330	Research Infrastructure Programs			
93.351	I	29,633	-	Research Infrastructure Programs	G1A62667-3	Northern Illinois University	
93.353	D	1,814,381	589,352	21st Century Cures Act - Beau Biden Cancer Moonshot			
93.353	I	9,160	-	21st Century Cures Act - Beau Biden Cancer Moonshot	000525294-SC001	University of Alabama at Birmingham	
93.353	I	12,573	-	21st Century Cures Act - Beau Biden Cancer Moonshot	000526841-SC002	University of Alabama at Birmingham	
93.353	I	204,538	2,250	21st Century Cures Act - Beau Biden Cancer Moonshot	1001837485	University of Iowa	
93.353	I	241,171	-	21st Century Cures Act - Beau Biden Cancer Moonshot	30004929-01	Children's Research Institute	
93.353	I	106,506	-	21st Century Cures Act - Beau Biden Cancer Moonshot	3001688155	University of Texas MD Anderson Cancer C	
93.359	D	648,893	100,026	Nurse Education, Practice Quality and Retention Grants			
93.359	I	171,520	-	Nurse Education, Practice Quality and Retention Grants	1618NEPQR	Piedmont Health, Inc.	
93.359	I	12,186	-	Nurse Education, Practice Quality and Retention Grants	FP00007763_SA005	Virginia Commonwealth University (VCU)	
93.361	D	4,595,226	669,689	Nursing Research			
93.361	I	34,240	-	Nursing Research	19-3795_PO#20000431	University of South Carolina (USC)	
93.361	I	21,101	-	Nursing Research	201-100720-550114	Wake Forest University Health Sciences	
93.361	I	1,217	-	Nursing Research	205886	Prevention Strategies LLC	
93.361	I	1,674	-	Nursing Research	214931	Duke University	
93.361	I	17,368	-	Nursing Research	304482/PO3100708500	Children's Hospital Med Center	
93.361	I	7,179	-	Nursing Research	A031828	Duke University	
93.361	I	97,102	-	Nursing Research	A033333	Duke Univ	
93.361	I	23,719	-	Nursing Research	A033352	Duke Univ	
93.361	I	(1,463)	-	Nursing Research	A046516	Emory University (EU)	
93.361	I	17,737	-	Nursing Research	A323248	Emory University (EU)	
93.361	I	5,242	-	Nursing Research	FY20.105.013_AMD1	University of Colorado Denver	
93.361	I	12,546	-	Nursing Research	FY20.105.015	University of Colorado Denver	
93.361	I	77,130	-	Nursing Research	FY21.105.005_AMD2	University of Colorado Denver	
93.361	I	32,136	8,478	Nursing Research	FY21.105.006/ 2-5-M9089	The Regents of the University of Colorado	
93.361	I	23,381	-	Nursing Research	SUBAWARD 346-100730	Wake Forest University Health Science	
93.378	I	427,817	-	Integrated Care for Kids Model	3090105	Duke University	
93.378	I	146,864	-	Integrated Care for Kids Model	3090133	Duke University	
93.393	D	17,507,755	3,105,154	Cancer Cause and Prevention Research			
93.393	I	2,525	-	Cancer Cause and Prevention Research	000527577-SC008	The Board of Trustees of the University	
93.393	I	4,110	-	Cancer Cause and Prevention Research	19-1541 / BD525563	Memorial Sloan-Kettering Cancer Center	
93.393	I	108,922	-	Cancer Cause and Prevention Research	19-3793/PO#2000043163	University of South Carolina	
93.393	I	266,940	-	Cancer Cause and Prevention Research	201603696-08/A180177	University of California at Davis (UCD)	
93.393	I	14,648	-	Cancer Cause and Prevention Research	21-0702/PO4550982623	Duke University	

SCHEDULE OF EXPENDITURES OF FEDERAL AWARDS (DETAIL)

For the Fiscal Year Ended June 30, 2021

Federal ALN	Direct/ Indirect	Program Expenditures	Amount Provided to Subrecipients	ALN Program Title	Pass-Through Entity Number	Pass-Through Entity Name	Additional Award Information
93.393	I	30,517	-	Cancer Cause and Prevention Research	3004700015	University of Michigan (UMICH)	
93.393	I	11,153	-	Cancer Cause and Prevention Research	3004700015/PO3005744	University of Michigan (UMICH)	
93.393	I	347,180	-	Cancer Cause and Prevention Research	3RCQ4	University of New Mexico at Albuquerque	
93.393	I	7,090	-	Cancer Cause and Prevention Research	411518_GR412884-UNC	Georgetown University	
93.393	I	213,223	-	Cancer Cause and Prevention Research	497-101710-550124	Wake Forest University	
93.393	I	139,650	-	Cancer Cause and Prevention Research	555-100710-555115	Wake Forest University Health Sciences	
93.393	I	151,183	-	Cancer Cause and Prevention Research	576656	Trustees of the Univ. of Pennsylvania	
93.393	I	67,227	-	Cancer Cause and Prevention Research	A031031	Duke University	
93.393	I	27,063	-	Cancer Cause and Prevention Research	A21-0071-S002	Medical University of South Carolina (MU	
93.393	I	100,876	-	Cancer Cause and Prevention Research	AGR20160253	Becton Dickinson (BD) and Company	
93.393	I	26,827	-	Cancer Cause and Prevention Research	AH000632	Harvard Pilgrim Health Care	
93.393	I	35,880	-	Cancer Cause and Prevention Research	BD525155B	Memorial Sloan-Kettering Cancer Center	
93.393	I	259,895	-	Cancer Cause and Prevention Research	BD525563	Memorial Sloan-Kettering Cancer Center	
93.393	I	55,993	-	Cancer Cause and Prevention Research	CON-80002965 (GR1124	Yale University	
93.393	I	130,915	-	Cancer Cause and Prevention Research	CRA / SCR / 2019 / 8	International Agency for Research on Can	
93.393	I	309,805	-	Cancer Cause and Prevention Research	CRA SCR 2018-28	International Agency for Research on Can	
93.393	I	28,961	-	Cancer Cause and Prevention Research	CRA/SCR/2019/4	International Agency for Research on Can	
93.393	I	68,055	-	Cancer Cause and Prevention Research	FP00008961_SA001	Virginia Commonwealth Univ	
93.393	I	15,901	-	Cancer Cause and Prevention Research	N/A	Triangle Biotechnology, Inc.	
93.393	I	68,657	-	Cancer Cause and Prevention Research	PO 6900486096 AGR20	Becton Dickinson (BD) and Company	
93.393	I	31,288	-	Cancer Cause and Prevention Research	RNG211061-UNC-01	Kaiser Permanente Division of Research	
93.393	I	12,848	-	Cancer Cause and Prevention Research	RNG211062-UNC-01	Kaiser Permanente Division of Research	
93.393	I	33,604	-	Cancer Cause and Prevention Research	RNG211063-UNC-01	Kaiser Permanente Division of Research	
93.393	I	25,464	-	Cancer Cause and Prevention Research	RNG211064-UNC-01	Kaiser Permanente Division of Research	
93.393	I	24,181	-	Cancer Cause and Prevention Research	UFDSP00011890 P0032835	Univ Of Florida	
93.393	I	64,406	-	Cancer Cause and Prevention Research	VUMC 58792	Vanderbilt University Medical Center	
93.393	I	13,815	-	Cancer Cause and Prevention Research	VUMC58928	Vanderbilt University Medical Center	
93.393	I	387,034	-	Cancer Cause and Prevention Research	WU-20-397/PO#2941489	Washington University in Saint Louis	
93.393	I	8,576	-	Cancer Cause and Prevention Research	WU-21-361	Washington University in Saint Louis	
93.394	D	3,698,597	574,760	Cancer Detection and Diagnosis Research			
93.394	I	25,874	-	Cancer Detection and Diagnosis Research	0001026045	Fred Hutchinson Cancer Research Center	
93.394	I	3,267	-	Cancer Detection and Diagnosis Research	10695SC	Univ Of Cal - San Francisco	
93.394	I	15,004	-	Cancer Detection and Diagnosis Research	10696SC	Univ Of Cal - San Francisco	
93.394	I	89,905	-	Cancer Detection and Diagnosis Research	11915SC	Univ Of Cal - San Francisco	
93.394	I	49,734	-	Cancer Detection and Diagnosis Research	1552592/PO:1000500405	Univ Of Colorado - Boulder	
93.394	I	29,716	-	Cancer Detection and Diagnosis Research	3004034932/PO3006018	University of Michigan (UMICH)	
93.394	I	25,862	-	Cancer Detection and Diagnosis Research	7000000410	Baylor College of Medicine	
93.394	I	407,912	-	Cancer Detection and Diagnosis Research	A03-0637	Duke University	
93.394	I	2,626	-	Cancer Detection and Diagnosis Research	A03-3223	Duke University	
93.394	I	54,790	-	Cancer Detection and Diagnosis Research	CM00001074-02	City University of New York (CUNY)	
93.394	I	14,077	-	Cancer Detection and Diagnosis Research	K002546-00-S01	Kitware, Inc.	
93.394	I	117,558	-	Cancer Detection and Diagnosis Research	N/A	Baylor University College of Medicine	
93.394	I	(128)	-	Cancer Detection and Diagnosis Research	N/A	ImCare Biotech, LLC	
93.394	I	(34)	-	Cancer Detection and Diagnosis Research	N/A	Mayo Clinic in Jacksonville	
93.394	I	(52)	-	Cancer Detection and Diagnosis Research	PA-16-302	Sonovol, LLC	
93.394	I	45,120	-	Cancer Detection and Diagnosis Research	R1109660	SUNY at Buffalo	
93.394	I	89,330	-	Cancer Detection and Diagnosis Research	SUB0000166	Princeton University	
93.395	D	16,158,709	2,263,203	Cancer Treatment Research			
93.395	I	59,994	-	Cancer Treatment Research	0125 G XA917	University of California at Los Angeles	
93.395	I	201,277	-	Cancer Treatment Research	0255-3281-4609	Mount Sinai School of Medicine	
93.395	I	141,462	-	Cancer Treatment Research	13748	EMMES Corporation	
93.395	I	25,601	-	Cancer Treatment Research	1568 G TA857	University of California at Los Angeles	
93.395	I	9,301	-	Cancer Treatment Research	1568 G UA696	University of California at Los Angeles	
93.395	I	278,826	-	Cancer Treatment Research	1568 G XA024	University of California at Los Angeles	
93.395	I	1,588	-	Cancer Treatment Research	1840 / PO1463014	Rutgers The State University	
93.395	I	17,681	-	Cancer Treatment Research	19-4210	Sonovol, LLC	
93.395	I	15,270	-	Cancer Treatment Research	2020-3142	Xoran Technologies	
93.395	I	311	-	Cancer Treatment Research	232880	Massachusetts General Hospital	
93.395	I	18,484	-	Cancer Treatment Research	311392 / PO744148	Albert Einstein College of Medicine Inc	
93.395	I	3,835	-	Cancer Treatment Research	441340-RM-31494-COR	University of California at Los Angeles	
93.395	I	27,825	-	Cancer Treatment Research	4500002674	Boston University	
93.395	I	58,735	-	Cancer Treatment Research	60075824 / PO RF0161	Ohio State University	
93.395	I	15,389	-	Cancer Treatment Research	9500080215-12C	Children's Hosp of Philadelphia	
93.395	I	634	-	Cancer Treatment Research	A011106 / ALTERNATE	Alliance for Clinical Trials in Oncology Foundation	

SCHEDULE OF EXPENDITURES OF FEDERAL AWARDS (DETAIL)

For the Fiscal Year Ended June 30, 2021

Federal ALN	Direct/ Indirect	Program Expenditures	Amount Provided to Subrecipients	ALN Program Title	Pass-Through Entity Number	Pass-Through Entity Name	Additional Award Information
93.395	I	28,724	-	Cancer Treatment Research	A031018	Duke University	
93.395	I	3,956	-	Cancer Treatment Research	A031021	Duke University	
93.395	I	302	-	Cancer Treatment Research	A031027	Duke University	
93.395	I	28,260	-	Cancer Treatment Research	A031457	Duke University	
93.395	I	16,600	-	Cancer Treatment Research	AWD-002151-G1	Georgia Institute of Technology	
93.395	I	49,641	-	Cancer Treatment Research	BD524466B	Memorial Sloan-Kettering Cancer Center	
93.395	I	8,024	-	Cancer Treatment Research	CCH-259713/PO6696298	Mayo Clinic	
93.395	I	20,199	-	Cancer Treatment Research	COG/NCTN PCR WORK ORDER	Children's Hosp of Philadelphia	
93.395	I	42,324	-	Cancer Treatment Research	F212147-2 / PO SR000	University of Maryland at Baltimore (UMB)	
93.395	I	4,498	-	Cancer Treatment Research	FP00017458_SUB100_01	Children's Hosp of Philadelphia	
93.395	I	156,099	-	Cancer Treatment Research	FP00026529_SUB149_01	Children's Hospital of Philadelphia	
93.395	I	17,863	-	Cancer Treatment Research	FY2016-020-M4	University of Kansas Center for Research	
93.395	I	212,450	-	Cancer Treatment Research	GB10832.PO#2256935	Univ of Virginia	
93.395	I	129,822	-	Cancer Treatment Research	N/A	Children's Hospital of Philadelphia	
93.395	I	38,575	-	Cancer Treatment Research	N/A	EpiCypher, Inc.	
93.395	I	158	-	Cancer Treatment Research	N/A	Gynecologic Oncology Group (GOG)	
93.395	I	3,213	-	Cancer Treatment Research	N/A	NRG Oncology	
93.395	I	555	-	Cancer Treatment Research	N/A	National Marrow Donor Program	
93.395	I	64,034	-	Cancer Treatment Research	N/A	Oncoceutics, Inc.	
93.395	I	30,505	-	Cancer Treatment Research	NCC-259713/PO#670405	Mayo Clinic	
93.395	I	74,028	-	Cancer Treatment Research	NOR-194321	Mayo Clinic	
93.395	I	634	-	Cancer Treatment Research	NRG-BR003	NRG Oncology	
93.395	I	271,403	117,000	Cancer Treatment Research	P01CA125066	Ohio State University	
93.395	I	15,051	-	Cancer Treatment Research	SUB00000039/ UR FAO	University of Rochester	
93.395	I	261,730	-	Cancer Treatment Research	UWSC12058 BPO49755	University of Washington	
93.395	I	20,571	-	Cancer Treatment Research	WU-20-392	Washington University in Saint Louis	
93.396	D	9,348,230	1,131,410	Cancer Biology Research			
93.396	I	85	-	Cancer Biology Research	00003043/ PO 3001135	University of Texas MD Anderson Cancer C	
93.396	I	41,411	-	Cancer Biology Research	100200-116220	Wake Forest University Health Sciences	
93.396	I	98,898	-	Cancer Biology Research	11000823-020	Purdue University	
93.396	I	67,291	-	Cancer Biology Research	1554 G XB980	University of California at Los Angeles	
93.396	I	186,150	-	Cancer Biology Research	20-2643	Triangle Biotechnology, Inc.	
93.396	I	67,880	-	Cancer Biology Research	20X020F MOD 02	Leidos Biomedical Research, Inc	
93.396	I	46,948	-	Cancer Biology Research	20X020F/75N9101900003	Leidos Biomedical Research, Inc	
93.396	I	27,596	-	Cancer Biology Research	3001744503	University of Texas MD Anderson Cancer C	
93.396	I	54,806	-	Cancer Biology Research	64-100200-116221	Wake Forest University Health Sciences	
93.396	I	28,639	-	Cancer Biology Research	647K662	University of Wisconsin at Madison	
93.396	I	37,684	-	Cancer Biology Research	B45233UNC	Henry Ford Health System	
93.396	I	9,693	-	Cancer Biology Research	GMO210601 PO 0000002	University of Texas Southwestern Medical	
93.396	I	30,308	-	Cancer Biology Research	GR 109212 (CON-80002	Yale University	
93.396	I	71,431	-	Cancer Biology Research	N/A	Enfuego Therapeutics	
93.396	I	18,716	-	Cancer Biology Research	N/A	EpiCypher, Inc.	
93.396	I	(4,593)	-	Cancer Biology Research	N/A	Panacise Bio, Inc.	
93.396	I	1,944	-	Cancer Biology Research	P006781501	University of Minnesota Board of Regents	
93.396	I	165,664	-	Cancer Biology Research	PO 0000001958 GMO 2	University of Texas Southwestern Medical	
93.396	I	321,163	-	Cancer Biology Research	UWSC12063/PO BPO4984	University of Washington	
93.396	I	32,396	-	Cancer Biology Research	VUMC65676	Vanderbilt University Medical Center	
93.397	D	9,505,928	71,328	Cancer Centers Support Grants			
93.397	I	97,433	-	Cancer Centers Support Grants	3001535748	University of Texas MD Anderson Cancer C	
93.397	I	38,306	-	Cancer Centers Support Grants	3001540768	University of Texas MD Anderson Cancer C	
93.397	I	38,306	-	Cancer Centers Support Grants	3001540772	University of Texas MD Anderson Cancer C	
93.397	I	33,924	-	Cancer Centers Support Grants	3001651538	University of Texas MD Anderson Cancer C	
93.397	I	3,252	-	Cancer Centers Support Grants	3001701050	University of Texas MD Anderson Cancer C	
93.397	I	135,344	-	Cancer Centers Support Grants	3001701567	University of Texas MD Anderson Cancer C	
93.397	I	29,630	-	Cancer Centers Support Grants	3001704190	University of Texas MD Anderson Cancer C	
93.397	I	29,629	-	Cancer Centers Support Grants	3001704196	University of Texas MD Anderson Cancer C	
93.397	I	127,493	-	Cancer Centers Support Grants	7000001296 CA254569	Baylor University College of Medicine	
93.397	I	8,828	-	Cancer Centers Support Grants	A033898	Duke University	
93.397	I	38,245	-	Cancer Centers Support Grants	ASUB08	Arizona State Univ.	
93.397	I	96,431	-	Cancer Centers Support Grants	GR111356 (CON-800027	Yale University	
93.397	I	(2)	-	Cancer Centers Support Grants	MUSC15-085	Medical University of South Carolina (MU)	
93.397	I	634	-	Cancer Centers Support Grants	PROTOCOL A011202 / ALLIANCE	Cancer and Leukemia Group B	
93.397	I	65,898	-	Cancer Centers Support Grants	RESS15271	Case Western Reserve University	
93.397	I	8,237	-	Cancer Centers Support Grants	RESS15886	Case Western Reserve University	

SCHEDULE OF EXPENDITURES OF FEDERAL AWARDS (DETAIL)

For the Fiscal Year Ended June 30, 2021

Federal ALN	Direct/ Indirect	Program Expenditures	Amount Provided to Subrecipients	ALN Program Title	Pass-Through Entity Number	Pass-Through Entity Name	Additional Award Information
93.397	I	8,791	-	Cancer Centers Support Grants	VUMC77349	Vanderbilt University Medical Center	
93.398	D	6,014,742	172,970	Cancer Research Manpower			
93.398	I	5,121	-	Cancer Research Manpower	Subaward No: WFUHS 114319	Wake Forest University Baptist Medical Center	
93.399	I	39,044	-	Cancer Control	202010116	Alliance NCTN Foundation	
93.399	I	53,741	-	Cancer Control	2UG1CA189828-06-UNC1	ECOG-ACRIN Medical Research Foundation	
93.399	I	3,150	-	Cancer Control	TFED29-117	National Surgical Adjuvant Breast and Bo	
93.421	I	38,725	-	Strengthening Public Health Systems and Services through National Partnerships to Improve and Protect the Nation's Health	1452021 232-1403-3	National Association of Chronic Disease	
93.421	I	18,513	-	Strengthening Public Health Systems and Services through National Partnerships to Improve and Protect the Nation's Health	20-5354	Child Care Aware of Kansas	
93.421	I	18,429	-	Strengthening Public Health Systems and Services through National Partnerships to Improve and Protect the Nation's Health	20-5449	Southeast Louisiana Area Health Education	
93.421	I	18,581	-	Strengthening Public Health Systems and Services through National Partnerships to Improve and Protect the Nation's Health	20-5944	MCD Public Health	
93.421	I	8,726	-	Strengthening Public Health Systems and Services through National Partnerships to Improve and Protect the Nation's Health	21-1564	Supporting Families Together Association	
93.421	I	76,276	-	Strengthening Public Health Systems and Services through National Partnerships to Improve and Protect the Nation's Health	2152021	National Association of Chronic Disease	
93.421	I	34,054	20,970	Strengthening Public Health Systems and Services through National Partnerships to Improve and Protect the Nation's Health	232-1403-2 2552020	National Association of Chronic Disease	
93.421	I	22,621	-	Strengthening Public Health Systems and Services through National Partnerships to Improve and Protect the Nation's Health	2542020	National Association of Chronic Disease	
93.421	I	68,021	-	Strengthening Public Health Systems and Services through National Partnerships to Improve and Protect the Nation's Health	33-21-8814	Association of University Centers on Dis	
93.421	I	60,008	-	Strengthening Public Health Systems and Services through National Partnerships to Improve and Protect the Nation's Health	AWD00000288SUB000001	University of Vermont	
93.421	I	1,197	-	Strengthening Public Health Systems and Services through National Partnerships to Improve and Protect the Nation's Health	N/A	Association of University Centers on Dis	
93.421	I	15,113	-	Strengthening Public Health Systems and Services through National Partnerships to Improve and Protect the Nation's Health	N/A	Kids Forward	
93.421	I	12,123	-	Strengthening Public Health Systems and Services through National Partnerships to Improve and Protect the Nation's Health	N/A	MCD Public Health	
93.421	I	24,511	-	Strengthening Public Health Systems and Services through National Partnerships to Improve and Protect the Nation's Health	N/A	New Jersey YMCA State Alliance	
93.421	I	29,925	-	Strengthening Public Health Systems and Services through National Partnerships to Improve and Protect the Nation's Health	N/A	The Nemours Foundation	
93.421	I	58,914	-	Strengthening Public Health Systems and Services through National Partnerships to Improve and Protect the Nation's Health	PO 3848	Task Force for Global Health	
93.421	I	20,142	-	Strengthening Public Health Systems and Services through National Partnerships to Improve and Protect the Nation's Health	PO 7223	Council of State and Territorial Epidemi	
93.421	I	11,866	-	Strengthening Public Health Systems and Services through National Partnerships to Improve and Protect the Nation's Health	PO 7468	Council of State and Territorial Epidemi	
93.421	I	42,371	-	Strengthening Public Health Systems and Services through National Partnerships to Improve and Protect the Nation's Health	PO 7479	Council of State and Territorial Epidemi	
93.421	I	183,005	83,671	Strengthening Public Health Systems and Services through National Partnerships to Improve and Protect the Nation's Health	PURCHASE ORDER NO. 7457	Cste	
93.424	I	5,156	-	NON-ACA/PPHF—Building Capacity of the Public Health System to Improve Population Health through National Nonprofit Organizations	N/A	American Congress of Obstetricians and Gyn	
93.433	D	393,476	35,722	ACL National Institute on Disability, Independent Living, and Rehabilitation Research			
93.433	I	804	-	ACL National Institute on Disability, Independent Living, and Rehabilitation Research	60075591	Ohio State University	
93.433	I	11,477	-	ACL National Institute on Disability, Independent Living, and Rehabilitation Research	FY2021-006	University Of Kansas	
93.433	I	66,044	-	ACL National Institute on Disability, Independent Living, and Rehabilitation Research	SRALAB REF # 7249 / 82261	Rehabilitation Inst Of Chicago	
93.434	I	11,977	-	Every Student Succeeds Act/Preschool Development Grants	21-1545	Michigan Department of Education	
93.439	I	15,909	-	State Physical Activity and Nutrition (SPAN)	20-6071	University of Kentucky Research Foundation	
93.439	I	30,641	-	State Physical Activity and Nutrition (SPAN)	2019-0182	Connecticut Department of Public Health	
93.439	I	5,807	-	State Physical Activity and Nutrition (SPAN)	205864	NC Breastfeeding Coalition	
93.439	I	17,095	-	State Physical Activity and Nutrition (SPAN)	21-0300	Illinois Public Health Institute (IPHI)	
93.516	I	22,575	-	Public Health Training Centers Program	A338529	Emory University	
93.583	I	15,468	-	Refugee and Entrant Assistance Wilson/Fish Program	8458-NCS/PO0186270	Indiana University	
93.599	I	237,736	-	Chafee Education and Training Vouchers Program (ETV)	1005709011	Illinois Department of Children and Family	
93.610	I	(2,850)	-	Health Care Innovation Awards (HCIA)	N/A	North Carolina Community Care Networks	
93.632	D	570,068	-	University Centers for Excellence in Developmental Disabilities Education, Research, and Service			
93.647	I	83,923	-	Social Services Research and Demonstration	90PH0028-00	Child Trends	
93.658	I	87,470	82,950	Foster Care Title IV-E	1005709010	Illinois Department of Children and Family	
93.732	D	3,665,753	-	Mental and Behavioral Health Education and Training Grants			

SCHEDULE OF EXPENDITURES OF FEDERAL AWARDS (DETAIL)

For the Fiscal Year Ended June 30, 2021

Federal ALN	Direct/ Indirect	Program Expenditures	Amount Provided to Subrecipients	ALN Program Title	Pass-Through Entity Number	Pass-Through Entity Name	Additional Award Information
93.734	D	536,749	62,813	Empowering Older Adults and Adults with Disabilities through Chronic Disease Self-Management Education Programs – financed by Prevention and Public Health Funds (PPHF)			
93.742	I	9,220	-	PPHF: Early Childcare and Education Obesity Prevention Program - Obesity Prevention in Young Children - financed solely by Public Prevention and Health Funds	N/A	Alabama Partnership for Children	
93.742	I	13,141	-	PPHF: Early Childcare and Education Obesity Prevention Program - Obesity Prevention in Young Children - financed solely by Public Prevention and Health Funds	N/A	Early Learning Indiana	
93.742	I	13,574	-	PPHF: Early Childcare and Education Obesity Prevention Program - Obesity Prevention in Young Children - financed solely by Public Prevention and Health Funds	N/A	Illinois Network of Child Care Resource	
93.742	I	12,099	-	PPHF: Early Childcare and Education Obesity Prevention Program - Obesity Prevention in Young Children - financed solely by Public Prevention and Health Funds	N/A	Virginia Early Childhood Foundation (VEC)	
93.758	I	10,650	-	Preventive Health and Health Services Block Grant funded solely with Prevention and Public Health Funds (PPHF)	2018-0005 17DPH0005	Connecticut Department of Public Health	
93.809	I	3,311	-	National Organizations for Chronic Disease Prevention and Health Promotion	1512019	National Association of Chronic Disease	
93.837	D	32,445,837	6,287,754	Cardiovascular Diseases Research			
93.837	I	186,197	-	Cardiovascular Diseases Research	0001040439	Fred Hutchinson Cancer Research Center	
93.837	I	3,115	-	Cardiovascular Diseases Research	0001064563	Fred Hutchinson Cancer Research Center	
93.837	I	157,176	-	Cardiovascular Diseases Research	000503570-008	University of Alabama at Birmingham	
93.837	I	8,103	-	Cardiovascular Diseases Research	000503570-SC008	University of Alabama at Birmingham	
93.837	I	66,298	96	Cardiovascular Diseases Research	000511972-SC001	University of Alabama at Birmingham	
93.837	I	120,792	-	Cardiovascular Diseases Research	000511972-SC002/5UH3HL130691-0	University of Alabama at Birmingham	
93.837	I	28,894	-	Cardiovascular Diseases Research	01062872	Beth Israel Deaconess Medical Center	
93.837	I	5,319	-	Cardiovascular Diseases Research	0255-A343-4605/MMRSMR LTFU	Mt. Sinai School of Medicine	
93.837	I	3,790	550	Cardiovascular Diseases Research	12372SC	University of California at San Francisco	
93.837	I	259,503	-	Cardiovascular Diseases Research	1558719	University of Colorado at Boulder	
93.837	I	234,127	-	Cardiovascular Diseases Research	19-0807	250Glycan Therapeutics, Inc.	
93.837	I	29,961	-	Cardiovascular Diseases Research	19137-1	Baystate Medical Center	
93.837	I	48,652	-	Cardiovascular Diseases Research	2003634963	Johns Hopkins University	
93.837	I	26,661	-	Cardiovascular Diseases Research	2004339390	Johns Hopkins University	
93.837	I	919,474	-	Cardiovascular Diseases Research	2004517091	Johns Hopkins University	
93.837	I	27,761	-	Cardiovascular Diseases Research	2020-1601	Sonovascular, Inc.	
93.837	I	13,768	-	Cardiovascular Diseases Research	225708	Massachusetts General Hospital	
93.837	I	31,448	-	Cardiovascular Diseases Research	3001558456	University of Texas MD Anderson Cancer C	
93.837	I	41,922	-	Cardiovascular Diseases Research	31148A PO 761787	Albert Einstein College of Medicine Inc	
93.837	I	89,467	-	Cardiovascular Diseases Research	31148A PO 818500	Albert Einstein College of Medicine Inc	
93.837	I	33,394	-	Cardiovascular Diseases Research	311554	Albert Einstein College of Medicine Inc	
93.837	I	18,880	-	Cardiovascular Diseases Research	31159A PO 774067	Albert Einstein College of Medicine Inc	
93.837	I	207,864	-	Cardiovascular Diseases Research	35238-1	Augusta University	
93.837	I	321,848	-	Cardiovascular Diseases Research	35551-1	Augusta University	
93.837	I	192,600	-	Cardiovascular Diseases Research	4500003556	Boston University Board of Trustees	
93.837	I	52,248	-	Cardiovascular Diseases Research	5-312-0217030-65769L	Research Triangle Institute (RTI Interna	
93.837	I	127,679	-	Cardiovascular Diseases Research	5001381-Rosamond	Kent Hospital	
93.837	I	142,979	-	Cardiovascular Diseases Research	601164	Children's Mercy Hospital	
93.837	I	(7,449)	-	Cardiovascular Diseases Research	710-9144	Miriam Hospital	
93.837	I	(15,659)	-	Cardiovascular Diseases Research	710-9694	Miriam Hospital	
93.837	I	(4,434)	-	Cardiovascular Diseases Research	960475RSUB	Children's Hospital of Philadelphia	
93.837	I	8,437	-	Cardiovascular Diseases Research	A239219	Emory University (EU)	
93.837	I	86,630	-	Cardiovascular Diseases Research	AWD-001374-G2	Georgia Institute Of Tech.	
93.837	I	78,952	25,000	Cardiovascular Diseases Research	AWD00002464 (134768-1)	University Of Pittsburgh	
93.837	I	175,065	-	Cardiovascular Diseases Research	K122200-07	Northern California Institute for Research	
93.837	I	(195,052)	-	Cardiovascular Diseases Research	N/A	250Glycan Therapeutics, Inc.	
93.837	I	9,330	-	Cardiovascular Diseases Research	N/A	Brigham and Women's Hospital	
93.837	I	26,786	-	Cardiovascular Diseases Research	N/A	Duke University	
93.837	I	58,453	-	Cardiovascular Diseases Research	N/A	HealthCore, Inc.	
93.837	I	9,602	-	Cardiovascular Diseases Research	N/A	Yale University	
93.837	I	20,029	-	Cardiovascular Diseases Research	N004944403	University of Minnesota	
93.837	I	7,116	-	Cardiovascular Diseases Research	N006187424 / UMN 65083	Regents of the Univ of Minnesota	
93.837	I	7,827	-	Cardiovascular Diseases Research	N006522501	University of Minnesota Board of Regents	
93.837	I	(38,784)	-	Cardiovascular Diseases Research	NOR-249833/PO#66468341	Mayo Clinic	
93.837	I	187,209	-	Cardiovascular Diseases Research	NOR-249833/PO#67147544	Mayo Clinic	
93.837	I	17,894	-	Cardiovascular Diseases Research	OS00000266 SPC-0015	University of Miami	
93.837	I	(66)	-	Cardiovascular Diseases Research	PO # 001897402	University of Minnesota	
93.837	I	223,879	-	Cardiovascular Diseases Research	R42HL133633	RFP LLC	
93.837	I	109,076	-	Cardiovascular Diseases Research	RES515116	Case Western Reserve University	
93.837	I	7,769	-	Cardiovascular Diseases Research	S00200-01	University of Iowa	

SCHEDULE OF EXPENDITURES OF FEDERAL AWARDS (DETAIL)

For the Fiscal Year Ended June 30, 2021

Federal	Direct/ Indirect	Program Expenditures	Amount Provided to Subrecipients	ALN Program Title	Pass-Through Entity Number	Pass-Through Entity Name	Additional Award Information
93.837	I	64,011	-	Cardiovascular Diseases Research	SA0000118	University of Texas at Houston Health	
93.837	I	137,603	-	Cardiovascular Diseases Research	Subaward No: 1GG013681-01	Columbia University	
93.837	I	11,974	-	Cardiovascular Diseases Research	Subaward No: WU-21-251	Washington University in Saint Louis	
93.838	D	17,896,162	5,006,450	Lung Diseases Research			
93.838	I	12,282	-	Lung Diseases Research	10-07742-8060-46	Physical Sciences, Inc.	
93.838	I	995,849	-	Lung Diseases Research	10454SC	University of California at San Francisco	
93.838	I	23,236	-	Lung Diseases Research	108792850	University of California at San Diego (U	
93.838	I	19,007	-	Lung Diseases Research	11663SUB	Seattle Children's Hospital Research Inst	
93.838	I	70,479	-	Lung Diseases Research	122937	Brigham and Women's Hospital	
93.838	I	190,147	-	Lung Diseases Research	192243-10	Cornell University Weill Medical College	
93.838	I	45,741	-	Lung Diseases Research	192243-13	Cornell University Weill Medical College	
93.838	I	9,518	-	Lung Diseases Research	2(GG015835-01)	Columbia University	
93.838	I	63,485	-	Lung Diseases Research	2(GG015835-02)	Columbia University	
93.838	I	58,917	-	Lung Diseases Research	27(GG015997-01)	Columbia University	
93.838	I	4,779	-	Lung Diseases Research	2831743-240026	Duke University	
93.838	I	89,832	-	Lung Diseases Research	313-120000-550052	Wake Forest University Health Sciences	
93.838	I	18,234	-	Lung Diseases Research	4500002806	Boston University Board of Trustees	
93.838	I	135,297	-	Lung Diseases Research	463942	University of Arizona	
93.838	I	98,205	-	Lung Diseases Research	464151	University of Arizona	
93.838	I	4,073	-	Lung Diseases Research	579917/PO#4567327	Trustees of the Univ. of Pennsylvania	
93.838	I	3,626	-	Lung Diseases Research	63244	Vanderbilt University Medical Center	
93.838	I	(78)	-	Lung Diseases Research	63246	Vanderbilt University Medical Center	
93.838	I	50,081	-	Lung Diseases Research	7137305	Rhode Island Hospital	
93.838	I	84,966	-	Lung Diseases Research	720505	Proteogenomics Research Institute for Sy	
93.838	I	29,360	-	Lung Diseases Research	772	Univ Of Wisconsin	
93.838	I	105,650	-	Lung Diseases Research	A03-2764	Duke University	
93.838	I	93,718	-	Lung Diseases Research	A03-3919	Duke University	
93.838	I	103,381	-	Lung Diseases Research	A031768	Duke University	
93.838	I	216,422	-	Lung Diseases Research	AWD00002557 (134922-	University of Pittsburgh	
93.838	I	38,431	-	Lung Diseases Research	GR108733(CON-8000224	Yale University	
93.838	I	18,458	-	Lung Diseases Research	GR111727(CON-8000282	Yale University	
93.838	I	7,334	-	Lung Diseases Research	N/A	University of California at San Francisco	
93.838	I	12,228	-	Lung Diseases Research	RES512136	Case Western Reserve University	
93.838	I	1,508	-	Lung Diseases Research	S-ALP1920-CF27	George Washington University	
93.838	I	17,402	-	Lung Diseases Research	S-ALP2021-CF27	George Washington University	
93.838	I	8,928	-	Lung Diseases Research	SUBAWARD NO 001/AMEND 4	COPD Foundation Inc	
93.838	I	20,862	-	Lung Diseases Research	TUL-HSC-558039-20/21	Tulane University	
93.838	I	38,977	-	Lung Diseases Research	ZAS000D0	University of Kansas Medical Center	
93.839	D	8,562,847	1,059,998	Blood Diseases and Resources Research			
93.839	I	208,379	-	Blood Diseases and Resources Research	0001028642	Fred Hutchinson Cancer Research Center	
93.839	I	28,970	-	Blood Diseases and Resources Research	000524452-011	University of Alabama at Birmingham	
93.839	I	302,452	-	Blood Diseases and Resources Research	0014251B	University of Texas at Houston Health	
93.839	I	(6,449)	-	Blood Diseases and Resources Research	0994	Rutgers the State University of New Jersey	
93.839	I	118,505	-	Blood Diseases and Resources Research	12267SUB	Seattle Children's Hospital Research Inst	
93.839	I	21,843	-	Blood Diseases and Resources Research	1373-SUB	Cleveland Clinic Foundation	
93.839	I	202	-	Blood Diseases and Resources Research	1482	Rutgers the State University of New Jersey	
93.839	I	(1)	-	Blood Diseases and Resources Research	15024	Minneapolis Medical Research Foundation	
93.839	I	160,738	-	Blood Diseases and Resources Research	2004875918	Johns Hopkins University	
93.839	I	6,640	-	Blood Diseases and Resources Research	248041	Duke University	
93.839	I	745	-	Blood Diseases and Resources Research	2831742-240027	Duke University	
93.839	I	4,860	-	Blood Diseases and Resources Research	33737-3	Augusta University	
93.839	I	139,957	-	Blood Diseases and Resources Research	401767-5804	Colorado School of Mines	
93.839	I	22,905	-	Blood Diseases and Resources Research	579830	Trustees of the Univ. of Pennsylvania	
93.839	I	831	-	Blood Diseases and Resources Research	600720055	Ohio State University	
93.839	I	17,019	-	Blood Diseases and Resources Research	60078192 RF01612660	Ohio State University	
93.839	I	292,182	-	Blood Diseases and Resources Research	703999	University of California at San Diego	
93.839	I	103,457	-	Blood Diseases and Resources Research	8067	Trustees of Indiana University	
93.839	I	3,140	-	Blood Diseases and Resources Research	CNVA00054669/131801-	University of Pittsburgh	
93.839	I	129,694	-	Blood Diseases and Resources Research	FY18.878.005	University of Colorado Denver	
93.839	I	49,996	-	Blood Diseases and Resources Research	GENFD0001899930	Children's Hospital Boston	
93.839	I	54,619	-	Blood Diseases and Resources Research	N/A	Bedrock Therapeutics	
93.839	I	1,877	-	Blood Diseases and Resources Research	N/A	Fred Hutchinson Cancer Research Center	
93.839	I	19,495	-	Blood Diseases and Resources Research	N/A	Haima Therapeutics, Inc.	
93.839	I	(3,960)	-	Blood Diseases and Resources Research	N/A	New England Research Institutes	

SCHEDULE OF EXPENDITURES OF FEDERAL AWARDS (DETAIL)

For the Fiscal Year Ended June 30, 2021

Federal ALN	Direct/ Indirect	Program Expenditures	Amount Provided to Subrecipients	ALN Program Title	Pass-Through Entity Number	Pass-Through Entity Name	Additional Award Information
93.839	I	(22,061)	-	Blood Diseases and Resources Research	N/A	Rutgers the State University of New Jersey	
93.839	I	10,311	-	Blood Diseases and Resources Research	PO #6159141	Medical College of Wisconsin	
93.839	I	51,521	-	Blood Diseases and Resources Research	RESS14803	Case Western Reserve University	
93.839	I	19,430	-	Blood Diseases and Resources Research	RESS16040	Case Western Reserve University	
93.839	I	13,160	-	Blood Diseases and Resources Research	SA0000667	University of Texas at Houston Health	
93.839	I	1,273	-	Blood Diseases and Resources Research	SUBAWARD 2831742	Duke Univ	
93.839	I	12,557	-	Blood Diseases and Resources Research	UWSC11681/PO#BPO4611	University of Washington	
93.839	I	62,920	-	Blood Diseases and Resources Research	UWSC11723 PO 46592	University of Washington	
93.839	I	(7,256)	-	Blood Diseases and Resources Research	UWSC8675/BPO9467	University of Washington	
93.839	I	15,282	-	Blood Diseases and Resources Research	WU-15-268	Washington University in Saint Louis	
93.839	I	7,592	-	Blood Diseases and Resources Research	WU-18-268-MOD-2 2935	Washington University in Saint Louis	
93.840	D	940,498	176,166	Translation and Implementation Science Research for Heart, Lung, Blood Diseases, and Sleep Disorders			
93.840	I	12,600	-	Translation and Implementation Science Research for Heart, Lung, Blood Diseases, and Sleep Disorders	20-2328	University of Malawi College of Medicine	
93.840	I	21,208	-	Translation and Implementation Science Research for Heart, Lung, Blood Diseases, and Sleep Disorders	20-5287	University of Malawi College of Medicine	
93.840	I	28,022	-	Translation and Implementation Science Research for Heart, Lung, Blood Diseases, and Sleep Disorders	M163P365F001-S02	Centre for Infectious Disease Research i	
93.846	D	9,730,614	493,109	Arthritis, Musculoskeletal and Skin Diseases Research			
93.846	I	(1)	-	Arthritis, Musculoskeletal and Skin Diseases Research	11-181-UNC-CH	West Virginia University Research Corpor	
93.846	I	1,451	-	Arthritis, Musculoskeletal and Skin Diseases Research	136308 3100691147	Cincinnati Children's Hospital Medical Ce	
93.846	I	248,858	-	Arthritis, Musculoskeletal and Skin Diseases Research	16-004	Wake Forest University	
93.846	I	61,811	-	Arthritis, Musculoskeletal and Skin Diseases Research	18247	Univ Of Illinois-Chicago	
93.846	I	8,069	-	Arthritis, Musculoskeletal and Skin Diseases Research	20-008	Wake Forest Univ	
93.846	I	33,569	-	Arthritis, Musculoskeletal and Skin Diseases Research	20-012	Wake Forest University	
93.846	I	2,547	-	Arthritis, Musculoskeletal and Skin Diseases Research	2037090	Duke University	
93.846	I	7,103	-	Arthritis, Musculoskeletal and Skin Diseases Research	34-0411-2003-001	University of Nebraska Medical Center	
93.846	I	160,622	-	Arthritis, Musculoskeletal and Skin Diseases Research	A03-2173	Duke University	
93.846	I	165	-	Arthritis, Musculoskeletal and Skin Diseases Research	A030250	Duke University	
93.846	I	(2,428)	-	Arthritis, Musculoskeletal and Skin Diseases Research	A030251	Duke University	
93.846	I	(1,412)	-	Arthritis, Musculoskeletal and Skin Diseases Research	A030254	Duke University	
93.846	I	123,298	-	Arthritis, Musculoskeletal and Skin Diseases Research	K002394-00-S01	Kitware, Inc.	
93.846	I	(10)	-	Arthritis, Musculoskeletal and Skin Diseases Research	PO #4550753306	Duke University	
93.846	I	4,626	-	Arthritis, Musculoskeletal and Skin Diseases Research	PS#113296	Brigham and Women's Hospital	
93.846	I	211,573	-	Arthritis, Musculoskeletal and Skin Diseases Research	ZAT00020/1R01AR071263-01	University of Kansas Medical Center Research Inst Inc	
93.847	D	25,764,942	4,496,747	Diabetes, Digestive, and Kidney Diseases Extramural Research			
93.847	I	88,975	-	Diabetes, Digestive, and Kidney Diseases Extramural Research	000522847-SC001-VOR-	University of Alabama at Birmingham	
93.847	I	28,357	-	Diabetes, Digestive, and Kidney Diseases Extramural Research	0013642C	University of Texas at Houston Health	
93.847	I	26,862	-	Diabetes, Digestive, and Kidney Diseases Extramural Research	0125 G WC382	University of California at Los Angeles	
93.847	I	28,607	-	Diabetes, Digestive, and Kidney Diseases Extramural Research	1(GG011644-01)	Colombia University	
93.847	I	21,516	-	Diabetes, Digestive, and Kidney Diseases Extramural Research	10046979-01	University of Utah	
93.847	I	3,754	-	Diabetes, Digestive, and Kidney Diseases Extramural Research	101750-119550	Wake Forest University Health Sciences	
93.847	I	62,827	-	Diabetes, Digestive, and Kidney Diseases Extramural Research	101800-117430	Wake Forest University Health Sciences	
93.847	I	104,661	-	Diabetes, Digestive, and Kidney Diseases Extramural Research	1329760-ECU	AdventHealth Orlando	
93.847	I	10,724	-	Diabetes, Digestive, and Kidney Diseases Extramural Research	18-3659/PO#200003955	University of South Carolina (USC)	
93.847	I	2,711	-	Diabetes, Digestive, and Kidney Diseases Extramural Research	19-2003	Academic Pediatric Association	
93.847	I	46,727	-	Diabetes, Digestive, and Kidney Diseases Extramural Research	20-0782	Altis Biosystems, Inc. (formerly Altis B	
93.847	I	24,649	-	Diabetes, Digestive, and Kidney Diseases Extramural Research	2002879987	Johns Hopkins Bloomberg School of Public	
93.847	I	52,241	-	Diabetes, Digestive, and Kidney Diseases Extramural Research	2301 G XG379	University of California at Los Angeles	
93.847	I	15,509	-	Diabetes, Digestive, and Kidney Diseases Extramural Research	238171	Massachusetts General Hospital	
93.847	I	104,882	-	Diabetes, Digestive, and Kidney Diseases Extramural Research	252-100710-553791	Wake Forest University Health Sciences	
93.847	I	30,766	-	Diabetes, Digestive, and Kidney Diseases Extramural Research	25460-3301820721	Children's Hospital of Philadelphia	
93.847	I	10,129	-	Diabetes, Digestive, and Kidney Diseases Extramural Research	297-101750-119551	Wake Forest University Health Sciences	
93.847	I	(1)	-	Diabetes, Digestive, and Kidney Diseases Extramural Research	3003328374	University of Michigan (UMICH)	
93.847	I	67,922	-	Diabetes, Digestive, and Kidney Diseases Extramural Research	3004212973	University of Michigan (UMICH)	
93.847	I	16,672	-	Diabetes, Digestive, and Kidney Diseases Extramural Research	319-120370-336731	Wake Forest University Health Sciences	
93.847	I	27,612	-	Diabetes, Digestive, and Kidney Diseases Extramural Research	32307-54	Augusta University	
93.847	I	18,811	-	Diabetes, Digestive, and Kidney Diseases Extramural Research	330182	Children's Hospital of Philadelphia	
93.847	I	2,733	-	Diabetes, Digestive, and Kidney Diseases Extramural Research	3301820720 /20109743	Children's Hospital of Philadelphia	
93.847	I	41,312	-	Diabetes, Digestive, and Kidney Diseases Extramural Research	378777 5656810	University of Connecticut	
93.847	I	35,340	-	Diabetes, Digestive, and Kidney Diseases Extramural Research	417495G / UR FAO GR5	University of Rochester	
93.847	I	135,444	-	Diabetes, Digestive, and Kidney Diseases Extramural Research	428898	University of Connecticut	
93.847	I	21,961	-	Diabetes, Digestive, and Kidney Diseases Extramural Research	500-101810-113519	Wake Forest University School of Medicine	
93.847	I	855	-	Diabetes, Digestive, and Kidney Diseases Extramural Research	524-101800-117431	Wake Forest University Health Sciences	

SCHEDULE OF EXPENDITURES OF FEDERAL AWARDS (DETAIL)

For the Fiscal Year Ended June 30, 2021

Federal ALN	Direct/ Indirect	Program Expenditures	Amount Provided to Subrecipients	ALN Program Title	Pass-Through Entity Number	Pass-Through Entity Name	Additional Award Information
93.847	I	37,566	-	Diabetes, Digestive, and Kidney Diseases Extramural Research	52801-I/PO#700000093	Baylor College of Medicine	
93.847	I	40,012	-	Diabetes, Digestive, and Kidney Diseases Extramural Research	54-120370-336730	Wake Forest University Health Sciences	
93.847	I	113,952	-	Diabetes, Digestive, and Kidney Diseases Extramural Research	579996	Trustees of the Univ. of Pennsylvania	
93.847	I	59,608	-	Diabetes, Digestive, and Kidney Diseases Extramural Research	579996/ PO 4533422	Univ of Pennsylvania	
93.847	I	524	-	Diabetes, Digestive, and Kidney Diseases Extramural Research	60040977 UNC	Northwestern University	
93.847	I	10,279	-	Diabetes, Digestive, and Kidney Diseases Extramural Research	637-100100-550024	Wake Forest University Health Sciences	
93.847	I	1,132	-	Diabetes, Digestive, and Kidney Diseases Extramural Research	700094-0820-00	Nationwide Children's Hospital	
93.847	I	15,175	-	Diabetes, Digestive, and Kidney Diseases Extramural Research	700094-0821-00 4605	Nationwide Children's Hospital	
93.847	I	9,100	-	Diabetes, Digestive, and Kidney Diseases Extramural Research	700198-0521-00	Nationwide Children's Hosp	
93.847	I	23,616	-	Diabetes, Digestive, and Kidney Diseases Extramural Research	8502-90010-6	Johns Hopkins University	
93.847	I	16,225	-	Diabetes, Digestive, and Kidney Diseases Extramural Research	A03-3542 DILIN	Duke Univ	
93.847	I	(54)	-	Diabetes, Digestive, and Kidney Diseases Extramural Research	A031624	Duke University	
93.847	I	47,478	-	Diabetes, Digestive, and Kidney Diseases Extramural Research	A031772	Duke University	
93.847	I	19,257	-	Diabetes, Digestive, and Kidney Diseases Extramural Research	A033315	Duke Univ	
93.847	I	1,928	-	Diabetes, Digestive, and Kidney Diseases Extramural Research	AWD00000761 (133084-	University of Pittsburgh	
93.847	I	7,933	-	Diabetes, Digestive, and Kidney Diseases Extramural Research	CKD2019-2	3C Institute for Social Development	
93.847	I	314,841	49,978	Diabetes, Digestive, and Kidney Diseases Extramural Research	FAR0027327	North Dakota State University	
93.847	I	35,880	-	Diabetes, Digestive, and Kidney Diseases Extramural Research	FP00005212_SA001	Virginia Commonwealth University (VCU)	
93.847	I	411,974	-	Diabetes, Digestive, and Kidney Diseases Extramural Research	FP00007299_SA001	Virginia Commonwealth University (VCU)	
93.847	I	(612)	-	Diabetes, Digestive, and Kidney Diseases Extramural Research	FP068366-01F	University of Chicago	
93.847	I	77,754	-	Diabetes, Digestive, and Kidney Diseases Extramural Research	FP068366-01F/5302678	University of Chicago	
93.847	I	300,540	-	Diabetes, Digestive, and Kidney Diseases Extramural Research	FY18.696.002	The Regents of the University of Colorado	
93.847	I	54,816	-	Diabetes, Digestive, and Kidney Diseases Extramural Research	FY20.1035.001	University of Colorado Board of Regents	
93.847	I	78,891	-	Diabetes, Digestive, and Kidney Diseases Extramural Research	GR102550/SPC-1000003	Ohio State University	
93.847	I	13,114	-	Diabetes, Digestive, and Kidney Diseases Extramural Research	N/A	3C Institute for Social Development	
93.847	I	97	(250)	Diabetes, Digestive, and Kidney Diseases Extramural Research	N/A	Connecticut Children's Medical Center	
93.847	I	(2,193)	-	Diabetes, Digestive, and Kidney Diseases Extramural Research	N/A	University of South Florida Tampa	
93.847	I	46,789	-	Diabetes, Digestive, and Kidney Diseases Extramural Research	N006851801	University of Minnesota	
93.847	I	20,192	-	Diabetes, Digestive, and Kidney Diseases Extramural Research	P30DK072476-ECU001	Pennington Biomedical Research Center	
93.847	I	(369)	-	Diabetes, Digestive, and Kidney Diseases Extramural Research	PA-17-302	Sonovol, LLC	
93.847	I	4,683	-	Diabetes, Digestive, and Kidney Diseases Extramural Research	PO#3003642651	University of Michigan (UMICH)	
93.847	I	10,048	-	Diabetes, Digestive, and Kidney Diseases Extramural Research	PO#3005737317/SUBK00	University of Michigan (UMICH)	
93.847	I	6,746	-	Diabetes, Digestive, and Kidney Diseases Extramural Research	R-20-0068	University of Houston	
93.847	I	57,410	-	Diabetes, Digestive, and Kidney Diseases Extramural Research	RC110120 UNC	Michigan State University	
93.847	I	3,477	-	Diabetes, Digestive, and Kidney Diseases Extramural Research	RES514716	Case Western Reserve University	
93.847	I	218,170	-	Diabetes, Digestive, and Kidney Diseases Extramural Research	S-GRD1920-LL31	George Washington University	
93.847	I	9,389	-	Diabetes, Digestive, and Kidney Diseases Extramural Research	SUBAWARD NO. 3301820719/20	Children's Hosp of Philadelphia	
93.847	I	128,218	-	Diabetes, Digestive, and Kidney Diseases Extramural Research	Subaward No. 56-120370-442531	Wake Forest University	
93.847	I	11,305	-	Diabetes, Digestive, and Kidney Diseases Extramural Research	Subaward No: 450-120370-442532	North Carolina Diabetes Research Center (NCDRC)	
93.847	I	10,968	-	Diabetes, Digestive, and Kidney Diseases Extramural Research	Subaward No: VUMC90816	Vanderbilt University Medical Center	
93.847	I	159,485	-	Diabetes, Digestive, and Kidney Diseases Extramural Research	UWSC11876 BPO48314	University of Washington	
93.847	I	219,370	-	Diabetes, Digestive, and Kidney Diseases Extramural Research	UWSC12102 BPO 50344	University of Washington	
93.847	I	17,115	-	Diabetes, Digestive, and Kidney Diseases Extramural Research	VUMC 62324	Vanderbilt University Medical Center	
93.847	I	45,577	-	Diabetes, Digestive, and Kidney Diseases Extramural Research	VUMC74446	Vanderbilt University Medical Center	
93.847	I	(40)	-	Diabetes, Digestive, and Kidney Diseases Extramural Research	WFUHS 114580	Wake Forest University Health Sciences	
93.847	I	41,844	-	Diabetes, Digestive, and Kidney Diseases Extramural Research	WU-18-312	Washington University in Saint Louis	
93.853	D	12,069,709	1,048,641	Extramural Research Programs in the Neurosciences and Neurological Disorders			
93.853	I	9,495	-	Extramural Research Programs in the Neurosciences and Neurological Disorders	012043-140257	University of Cincinnati	
93.853	I	10,281	-	Extramural Research Programs in the Neurosciences and Neurological Disorders	012044-140257	University of Cincinnati	
93.853	I	38,239	-	Extramural Research Programs in the Neurosciences and Neurological Disorders	1(GG10847-01)	Columbia University	
93.853	I	(15,800)	-	Extramural Research Programs in the Neurosciences and Neurological Disorders	1171-SUB	Cleveland Clinic Foundation	
93.853	I	27,267	-	Extramural Research Programs in the Neurosciences and Neurological Disorders	123660301/POS9002419	University of California at San Diego (U	
93.853	I	4,481	-	Extramural Research Programs in the Neurosciences and Neurological Disorders	1275-SUB	Cleveland Clinic Foundation	
93.853	I	62,567	-	Extramural Research Programs in the Neurosciences and Neurological Disorders	1452-SUB	Cleveland Clinic Foundation	
93.853	I	9,997	-	Extramural Research Programs in the Neurosciences and Neurological Disorders	20-2704	Cognosci, Inc.	
93.853	I	2,037	-	Extramural Research Programs in the Neurosciences and Neurological Disorders	20-M56	George Washington University	
93.853	I	(73)	-	Extramural Research Programs in the Neurosciences and Neurological Disorders	2019-1338	Soymeds, Inc	
93.853	I	17,535	-	Extramural Research Programs in the Neurosciences and Neurological Disorders	2301 G WE216	University of California at Los Angeles	
93.853	I	59,624	-	Extramural Research Programs in the Neurosciences and Neurological Disorders	234362	Massachusetts General Hospital	
93.853	I	15,048	-	Extramural Research Programs in the Neurosciences and Neurological Disorders	29457-1	Augusta State University	
93.853	I	79,263	-	Extramural Research Programs in the Neurosciences and Neurological Disorders	3(GG015295-01)	Columbia University Trustees	
93.853	I	(1,024)	-	Extramural Research Programs in the Neurosciences and Neurological Disorders	33880-1	Augusta State University	
93.853	I	3,015	-	Extramural Research Programs in the Neurosciences and Neurological Disorders	416220	University of Rochester	
93.853	I	1,976	-	Extramural Research Programs in the Neurosciences and Neurological Disorders	5-27289	Scripps Research Institute	

SCHEDULE OF EXPENDITURES OF FEDERAL AWARDS (DETAIL)

For the Fiscal Year Ended June 30, 2021

Federal ALN	Direct/ Indirect	Program Expenditures	Amount Provided to Subrecipients	ALN Program Title	Pass-Through Entity Number	Pass-Through Entity Name	Additional Award Information
93.853	I	56,272	-	Extramural Research Programs in the Neurosciences and Neurological Disorders	9091SC	University of California at San Francisco	
93.853	I	64,459	-	Extramural Research Programs in the Neurosciences and Neurological Disorders	A00-0456-S001-A02(S19007)	Kansas State Univ	
93.853	I	11,628	-	Extramural Research Programs in the Neurosciences and Neurological Disorders	A03-1446	Duke University	
93.853	I	40,776	-	Extramural Research Programs in the Neurosciences and Neurological Disorders	A031257	Duke University	
93.853	I	18,160	-	Extramural Research Programs in the Neurosciences and Neurological Disorders	A032629	Duke University	
93.853	I	4,829	-	Extramural Research Programs in the Neurosciences and Neurological Disorders	A032878	Duke University	
93.853	I	28,156	-	Extramural Research Programs in the Neurosciences and Neurological Disorders	FY20.620.001 2-5-91	University of Colorado Denver	
93.853	I	16,577	-	Extramural Research Programs in the Neurosciences and Neurological Disorders	GMO 191005 PO 000000	University of Texas Southwestern Medical	
93.853	I	82,071	-	Extramural Research Programs in the Neurosciences and Neurological Disorders	K002789-00-S02	Kitware, Inc.	
93.853	I	1,476	-	Extramural Research Programs in the Neurosciences and Neurological Disorders	KK1979	University of California at Santa Barbara	
93.853	I	9,519	-	Extramural Research Programs in the Neurosciences and Neurological Disorders	N/A	Collaborations Pharmaceuticals, Inc.	
93.853	I	19	-	Extramural Research Programs in the Neurosciences and Neurological Disorders	N/A	EMMES Corporation	
93.853	I	158,463	-	Extramural Research Programs in the Neurosciences and Neurological Disorders	N/A	NeuroGT, Inc.	
93.853	I	7,203	-	Extramural Research Programs in the Neurosciences and Neurological Disorders	PO#L20-4500115130/01	University of Cincinnati	
93.853	I	57,819	-	Extramural Research Programs in the Neurosciences and Neurological Disorders	RC111156B	Michigan State University	
93.853	I	53,409	-	Extramural Research Programs in the Neurosciences and Neurological Disorders	SUBAWARD#237442	Massachusetts General Hospital	
93.853	I	69,592	-	Extramural Research Programs in the Neurosciences and Neurological Disorders	SUBK10398CSPR-002	University of Michigan (UMICH)	
93.855	D	62,464,614	12,202,940	Allergy and Infectious Diseases Research			
93.855	I	191,975	40,117	Allergy and Infectious Diseases Research	00001053175	Fred Hutchinson Cancer Research Center	
93.855	I	166,166	-	Allergy and Infectious Diseases Research	00001340	Brown University	
93.855	I	191,333	-	Allergy and Infectious Diseases Research	00001398	Brown University	
93.855	I	2,880	-	Allergy and Infectious Diseases Research	00008956	University of California at Berkeley (Ca	
93.855	I	479	-	Allergy and Infectious Diseases Research	0000951637	Fred Hutchinson Cancer Research Center	
93.855	I	50,013	-	Allergy and Infectious Diseases Research	0001022298	Fred Hutchinson Cancer Research Center	
93.855	I	28,248	26,869	Allergy and Infectious Diseases Research	0001030745	Fred Hutchinson Cancer Research Center	
93.855	I	41,330	-	Allergy and Infectious Diseases Research	0001033190	Fred Hutchinson Cancer Research Center	
93.855	I	115,089	3,700	Allergy and Infectious Diseases Research	0001034315	Fred Hutchinson Cancer Research Center	
93.855	I	759,696	-	Allergy and Infectious Diseases Research	0001038058	Fred Hutchinson Cancer Research Center	
93.855	I	74,469	-	Allergy and Infectious Diseases Research	0001041684	Fred Hutchinson Cancer Research Center	
93.855	I	111,105	-	Allergy and Infectious Diseases Research	00010423	University of California at Berkeley (Ca	
93.855	I	70,102	-	Allergy and Infectious Diseases Research	0001042325	Fred Hutchinson Cancer Research Center	
93.855	I	214,216	-	Allergy and Infectious Diseases Research	00010455	University of California at Berkeley (Ca	
93.855	I	77,664	-	Allergy and Infectious Diseases Research	0001060394	Fred Hutchinson Cancer Research Center	
93.855	I	164,996	-	Allergy and Infectious Diseases Research	0001062469	Fred Hutchinson Cancer Research Center	
93.855	I	1,381	-	Allergy and Infectious Diseases Research	0001065127	Fred Hutchinson Cancer Research Center	
93.855	I	1,443	-	Allergy and Infectious Diseases Research	0001067123	Fred Hutchinson Cancer Research Center	
93.855	I	298,842	-	Allergy and Infectious Diseases Research	000510836-008	University of Alabama at Birmingham	
93.855	I	59,805	-	Allergy and Infectious Diseases Research	000520254--SC006	University of Alabama at Birmingham	
93.855	I	183,170	-	Allergy and Infectious Diseases Research	000520254-006	University of Alabama at Birmingham	
93.855	I	427,304	-	Allergy and Infectious Diseases Research	000520254-SC002	University of Alabama at Birmingham	
93.855	I	47,999	-	Allergy and Infectious Diseases Research	0255-A651-4609	Mount Sinai School of Medicine	
93.855	I	58,460	-	Allergy and Infectious Diseases Research	1-340-0217444-65953L	Research Triangle Institute (RTI Interna)	
93.855	I	45,596	-	Allergy and Infectious Diseases Research	11000624-002	Purdue University	
93.855	I	119,487	-	Allergy and Infectious Diseases Research	117316-5114521	Harvard University School of Public Heal	
93.855	I	31,792	-	Allergy and Infectious Diseases Research	12492SUB	Seattle Children's Hospital Research Inst	
93.855	I	186,313	(30,000)	Allergy and Infectious Diseases Research	1560 B WA858	University of California at Los Angeles	
93.855	I	193,858	-	Allergy and Infectious Diseases Research	1560 B WA900	University of California at Los Angeles	
93.855	I	130,005	84,706	Allergy and Infectious Diseases Research	1560 B YB561	University of California at Los Angeles	
93.855	I	335,750	-	Allergy and Infectious Diseases Research	1560 B YB826	University of California at Los Angeles	
93.855	I	129,135	-	Allergy and Infectious Diseases Research	1560 G WA853	University of California at Los Angeles	
93.855	I	9,222	-	Allergy and Infectious Diseases Research	1560 G WB039	University of California at Los Angeles	
93.855	I	2,971	-	Allergy and Infectious Diseases Research	1560 G WB773	University of California at Los Angeles	
93.855	I	1,439	-	Allergy and Infectious Diseases Research	1560 G WC165	University of California at Los Angeles	
93.855	I	5,950	-	Allergy and Infectious Diseases Research	1560 G XC633	University of California at Los Angeles	
93.855	I	12,386	-	Allergy and Infectious Diseases Research	1560 G YA289	University of California at Los Angeles	
93.855	I	13,876	-	Allergy and Infectious Diseases Research	1560 G YA290	University of California at Los Angeles	
93.855	I	151,397	-	Allergy and Infectious Diseases Research	1560 G YB302	University of California at Los Angeles	
93.855	I	8,773	-	Allergy and Infectious Diseases Research	1560 G YB540	University of California at Los Angeles	
93.855	I	98,490	-	Allergy and Infectious Diseases Research	17-3287/PO2000030946	University of South Carolina (USC)	
93.855	I	29,777	-	Allergy and Infectious Diseases Research	19-4120	Parion Sciences	
93.855	I	113,588	-	Allergy and Infectious Diseases Research	19-4287	Luceome Biotechnologies, L.L.C.	
93.855	I	132,230	-	Allergy and Infectious Diseases Research	19-5722	EcoHealth Alliance	
93.855	I	(2,092)	-	Allergy and Infectious Diseases Research	194093-5	Cornell University Medical Campus	
93.855	I	18,706	-	Allergy and Infectious Diseases Research	199-100720-553763	Wake Forest University Health Sciences	

SCHEDULE OF EXPENDITURES OF FEDERAL AWARDS (DETAIL)

For the Fiscal Year Ended June 30, 2021

Federal ALN	Direct/ Indirect	Program Expenditures	Amount Provided to Subrecipients	ALN Program Title	Pass-Through Entity Number	Pass-Through Entity Name	Additional Award Information
93.855	I	30,607	-	Allergy and Infectious Diseases Research	1R01AI147731-01A1 (0	University of Texas Rio Grande Valley	
93.855	I	69,470	-	Allergy and Infectious Diseases Research	1R41AI142847-02	Irex Pharma LLC	
93.855	I	129,167	-	Allergy and Infectious Diseases Research	20-0702	Luceome Biotechnologies, L.L.C.	
93.855	I	29,449	-	Allergy and Infectious Diseases Research	20-2619	Mucommune, LLC	
93.855	I	18,740	-	Allergy and Infectious Diseases Research	20-4903	Mucommune, LLC	
93.855	I	2,489	-	Allergy and Infectious Diseases Research	2002967331	Johns Hopkins University	
93.855	I	49,298	-	Allergy and Infectious Diseases Research	2003037086	Johns Hopkins University	
93.855	I	734,713	-	Allergy and Infectious Diseases Research	2003383922	Johns Hopkins University	
93.855	I	23,439	-	Allergy and Infectious Diseases Research	2003478036	Johns Hopkins University	
93.855	I	84,606	-	Allergy and Infectious Diseases Research	2003993693	Johns Hopkins University	
93.855	I	142,424	-	Allergy and Infectious Diseases Research	2004269187	Johns Hopkins University	
93.855	I	16,880	-	Allergy and Infectious Diseases Research	2004360886	Johns Hopkins University	
93.855	I	23,612	-	Allergy and Infectious Diseases Research	2004444725	Johns Hopkins University	
93.855	I	75,339	-	Allergy and Infectious Diseases Research	2004635016	Johns Hopkins University	
93.855	I	178,574	-	Allergy and Infectious Diseases Research	2004738349	Johns Hopkins University	
93.855	I	139,146	-	Allergy and Infectious Diseases Research	2004841029	Johns Hopkins University	
93.855	I	2,321	-	Allergy and Infectious Diseases Research	2004911372 LDR 18	Johns Hopkins University	
93.855	I	259,282	-	Allergy and Infectious Diseases Research	2019-0698	Nirvana Sciences, Inc.	
93.855	I	83,422	-	Allergy and Infectious Diseases Research	2020-0649	Synoxa Sciences, Inc.	
93.855	I	92,420	-	Allergy and Infectious Diseases Research	2020-1700	Synoxa Sciences, Inc.	
93.855	I	108,326	-	Allergy and Infectious Diseases Research	203504ECU/ 5R01AI136904-02	University of Notre Dame du Lac	
93.855	I	129,366	-	Allergy and Infectious Diseases Research	203504UNC	University of Notre Dame	
93.855	I	568,931	-	Allergy and Infectious Diseases Research	203533-05	Cornell University Medical Campus	
93.855	I	40,488	-	Allergy and Infectious Diseases Research	212094-01	Cornell University Weill Medical College	
93.855	I	190,876	-	Allergy and Infectious Diseases Research	212094-03	Cornell University Weill Medical College	
93.855	I	31,131	-	Allergy and Infectious Diseases Research	212094-A	Cornell University Weill Medical College	
93.855	I	22,410	-	Allergy and Infectious Diseases Research	214163	Cornell University Weill Medical College	
93.855	I	11,718	-	Allergy and Infectious Diseases Research	235058	Duke University	
93.855	I	10,201	-	Allergy and Infectious Diseases Research	2501/ PO # 824643	Henry M Jackson Foundation	
93.855	I	(12)	-	Allergy and Infectious Diseases Research	25284-22-324	Wistar Institute	
93.855	I	18,099	-	Allergy and Infectious Diseases Research	25285-22-324	Wistar Institute	
93.855	I	101,172	-	Allergy and Infectious Diseases Research	3004163909	University of Michigan (UMICH)	
93.855	I	20,661	-	Allergy and Infectious Diseases Research	3021477	Duke University	
93.855	I	5,001	-	Allergy and Infectious Diseases Research	3021494	Duke University	
93.855	I	12,281	-	Allergy and Infectious Diseases Research	3021496	Duke University	
93.855	I	5,902	-	Allergy and Infectious Diseases Research	3021591	Duke University	
93.855	I	171,206	-	Allergy and Infectious Diseases Research	3021720	Duke University	
93.855	I	54,408	-	Allergy and Infectious Diseases Research	3021730	Duke University	
93.855	I	22,280	-	Allergy and Infectious Diseases Research	3021731	Duke University	
93.855	I	61,679	-	Allergy and Infectious Diseases Research	3021735	Duke University	
93.855	I	20,514	-	Allergy and Infectious Diseases Research	309363 PO 310067511	Cincinnati Children's Hospital Medical Ce	
93.855	I	27,254	-	Allergy and Infectious Diseases Research	309363 (CT1) PO 3100	Cincinnati Children's Hospital Medical Ce	
93.855	I	17,367	-	Allergy and Infectious Diseases Research	309364 (CT2) 310072	Cincinnati Children's Hospital Medical Ce	
93.855	I	8,584	-	Allergy and Infectious Diseases Research	309364 PO 3100675536	Cincinnati Children's Hospital Medical Ce	
93.855	I	242	-	Allergy and Infectious Diseases Research	311558 / PO755438	Albert Einstein College of Medicine Inc	
93.855	I	11,855	-	Allergy and Infectious Diseases Research	31614J/PO 818495	Albert Einstein College of Medicine Inc	
93.855	I	88,541	-	Allergy and Infectious Diseases Research	3200003246-20-286/PO7800005283	University of Kentucky	
93.855	I	18,257	-	Allergy and Infectious Diseases Research	3210871219/ PO 961879-RSUB	Children's Hosp of Philadelphia	
93.855	I	103,502	-	Allergy and Infectious Diseases Research	33109SUB52706	University of Vermont	
93.855	I	154,972	-	Allergy and Infectious Diseases Research	3U19AI116484-05S1	Leland Stanford Junior University (LSJU)	
93.855	I	109,072	-	Allergy and Infectious Diseases Research	4500003386	Boston University Board of Trustees	
93.855	I	(5,036)	-	Allergy and Infectious Diseases Research	4681 / PO#954750 / 6	Henry M Jackson Foundation	
93.855	I	69,670	-	Allergy and Infectious Diseases Research	4740 PO966808	Henry M Jackson Foundation	
93.855	I	144,952	-	Allergy and Infectious Diseases Research	4740/ PO 966808	Henry M Jackson Foundation	
93.855	I	101,107	-	Allergy and Infectious Diseases Research	4741 PO 971211	Henry M Jackson Foundation	
93.855	I	192,125	-	Allergy and Infectious Diseases Research	492004	University of Arizona	
93.855	I	182,648	-	Allergy and Infectious Diseases Research	5-27193	Scripps Research Institute	
93.855	I	44,776	-	Allergy and Infectious Diseases Research	530	University of Wisconsin	
93.855	I	8,661	-	Allergy and Infectious Diseases Research	575196	Trustees of the Univ. of Pennsylvania	
93.855	I	48,298	-	Allergy and Infectious Diseases Research	5R01AI131688-04	Rockefeller University	
93.855	I	11,579	-	Allergy and Infectious Diseases Research	60040631 UNC	Northwestern University	
93.855	I	14,003	-	Allergy and Infectious Diseases Research	7000000953	Baylor University College of Medicine	
93.855	I	(8,583)	-	Allergy and Infectious Diseases Research	700176-0820-00	Research Institute at Nationwide Children	
93.855	I	61,546	-	Allergy and Infectious Diseases Research	703673	University of California at San Diego	

SCHEDULE OF EXPENDITURES OF FEDERAL AWARDS (DETAIL)

For the Fiscal Year Ended June 30, 2021

Federal ALN	Direct/ Indirect	Program Expenditures	Amount Provided to Subrecipients	ALN Program Title	Pass-Through Entity Number	Pass-Through Entity Name	Additional Award Information
93.855	I	4,283	-	Allergy and Infectious Diseases Research	7922 (Site 0091)	Duke University	
93.855	I	220,725	-	Allergy and Infectious Diseases Research	861/0080.0016/PO#US0	Family Health International	
93.855	I	10,555	-	Allergy and Infectious Diseases Research	94075853	University of California at San Diego	
93.855	I	16,121	-	Allergy and Infectious Diseases Research	956/0080.0145/ GO 00	Family Health International	
93.855	I	5,592	-	Allergy and Infectious Diseases Research	A03-2277	Duke University	
93.855	I	103,712	-	Allergy and Infectious Diseases Research	A03-3415	Duke University	
93.855	I	80,076	-	Allergy and Infectious Diseases Research	A03-4301	Duke University	
93.855	I	58,135	-	Allergy and Infectious Diseases Research	A03-4303	Duke University	
93.855	I	131,005	-	Allergy and Infectious Diseases Research	A030938	Duke University	
93.855	I	43,453	-	Allergy and Infectious Diseases Research	A031451	Duke University	
93.855	I	100,141	-	Allergy and Infectious Diseases Research	A031947	Duke University Medical Center	
93.855	I	4,802	-	Allergy and Infectious Diseases Research	A032960	Duke University	
93.855	I	106,503	-	Allergy and Infectious Diseases Research	A032999	Duke University	
93.855	I	30,243	-	Allergy and Infectious Diseases Research	A033378	Duke University	
93.855	I	175,986	-	Allergy and Infectious Diseases Research	A033382	Duke University	
93.855	I	544,604	-	Allergy and Infectious Diseases Research	A033420	Duke University	
93.855	I	52,240	-	Allergy and Infectious Diseases Research	A033980	Duke University	
93.855	I	36,540	-	Allergy and Infectious Diseases Research	A034000	Duke University	
93.855	I	5,670	-	Allergy and Infectious Diseases Research	A18-0078-S001	The Board of Trustees of Illinois State	
93.855	I	91,538	-	Allergy and Infectious Diseases Research	A364993	Emory University (EU)	
93.855	I	42,907	-	Allergy and Infectious Diseases Research	A390471	Emory University (EU)	
93.855	I	74,173	-	Allergy and Infectious Diseases Research	A391801	Emory University (EU)	
93.855	I	15,018	-	Allergy and Infectious Diseases Research	A425048	Emory University (EU)	
93.855	I	210,150	-	Allergy and Infectious Diseases Research	A5401 1560 B YB826	University of California at Los Angeles	
93.855	I	93,550	-	Allergy and Infectious Diseases Research	A5401 30606	University of California at Los Angeles	
93.855	I	5,312	-	Allergy and Infectious Diseases Research	AWD00002070 (134256-	University of Pittsburgh	
93.855	I	9,803	-	Allergy and Infectious Diseases Research	CNVA00060724(131270-	University of Pittsburgh	
93.855	I	12	-	Allergy and Infectious Diseases Research	FY16ITN156	Benaroya Research Institute	
93.855	I	1,564	-	Allergy and Infectious Diseases Research	FY18.938.001	Univ of Colorado Denver Health Sciences Ctr	
93.855	I	(12)	-	Allergy and Infectious Diseases Research	FY19ITN334	Benaroya Research Institute	
93.855	I	72,492	-	Allergy and Infectious Diseases Research	FY20.938.003	The Regents of the University of Colorado	
93.855	I	11,484	-	Allergy and Infectious Diseases Research	FY20ITN334	Benaroya Research Institute	
93.855	I	1,666	-	Allergy and Infectious Diseases Research	FY21ITN334	Benaroya Research Institute	
93.855	I	140,311	-	Allergy and Infectious Diseases Research	FY21ITN452	Benaroya Research Institute	
93.855	I	127,640	-	Allergy and Infectious Diseases Research	G-45078-02	Colorado State Univ.	
93.855	I	64,144	-	Allergy and Infectious Diseases Research	G-45858-05	Colorado State University	
93.855	I	23,248	-	Allergy and Infectious Diseases Research	G10063-19030 0000237	Hackensack Meridian Health	
93.855	I	17,603	-	Allergy and Infectious Diseases Research	GR100603 (CON-80000936)	Yale University	
93.855	I	19,685	-	Allergy and Infectious Diseases Research	GR107887 (CON-800020	Yale University	
93.855	I	12,466	-	Allergy and Infectious Diseases Research	LDR 10 MOD 08 / PO20	Johns Hopkins University	
93.855	I	3,932	-	Allergy and Infectious Diseases Research	LDR 12 MOD 03	Johns Hopkins University	
93.855	I	1,164	-	Allergy and Infectious Diseases Research	LDR 15 PO 2004945309	Johns Hopkins University	
93.855	I	18,489	-	Allergy and Infectious Diseases Research	LDR 17 2004911373	Johns Hopkins University	
93.855	I	26,417	-	Allergy and Infectious Diseases Research	MUC_008_UNC	Mucommune, LLC	
93.855	I	18,716	-	Allergy and Infectious Diseases Research	N/A	Benaroya Research Institute	
93.855	I	6,007	-	Allergy and Infectious Diseases Research	N/A	Cell Microsystems, Inc.	
93.855	I	130,086	-	Allergy and Infectious Diseases Research	N/A	Eldec Pharmaceuticals, Inc	
93.855	I	172,616	-	Allergy and Infectious Diseases Research	N/A	EpiCypher, Inc.	
93.855	I	17	-	Allergy and Infectious Diseases Research	N/A	Institute for Clinical Research	
93.855	I	86,960	-	Allergy and Infectious Diseases Research	N/A	Johns Hopkins University	
93.855	I	30,042	-	Allergy and Infectious Diseases Research	N/A	Nabgen, Inc.	
93.855	I	141,653	-	Allergy and Infectious Diseases Research	N005402801	University of Minnesota	
93.855	I	286,989	-	Allergy and Infectious Diseases Research	OSP2018037 WA0101572	University of Massachusetts Medical School	
93.855	I	18,836	-	Allergy and Infectious Diseases Research	P1026S/ 2001841904	Johns Hopkins University	
93.855	I	6,954	-	Allergy and Infectious Diseases Research	PO 15004410	Family Health International	
93.855	I	109,589	(12,000)	Allergy and Infectious Diseases Research	PO 15004411	Family Health International	
93.855	I	17,764	-	Allergy and Infectious Diseases Research	PO 17004265	Family Health International	
93.855	I	18,585	-	Allergy and Infectious Diseases Research	PO 18001617	Family Health International	
93.855	I	250,516	12,625	Allergy and Infectious Diseases Research	PO 18001926	Family Health International	
93.855	I	14,935	-	Allergy and Infectious Diseases Research	PO 19000835	Family Health International	
93.855	I	(471)	-	Allergy and Infectious Diseases Research	PO 20001124 HPTN 09	Family Health International	
93.855	I	276,618	-	Allergy and Infectious Diseases Research	PO 20002080	Family Health International	
93.855	I	28,922	-	Allergy and Infectious Diseases Research	PO 20002151	Family Health International	
93.855	I	595,671	-	Allergy and Infectious Diseases Research	PO 20002506	Family Health International	

SCHEDULE OF EXPENDITURES OF FEDERAL AWARDS (DETAIL)

For the Fiscal Year Ended June 30, 2021

Federal ALN	Direct/ Indirect	Program Expenditures	Amount Provided to Subrecipients	ALN Program Title	Pass-Through Entity Number	Pass-Through Entity Name	Additional Award Information
93.855	I	1,342,242	-	Allergy and Infectious Diseases Research	PO 20002747	Family Health International	
93.855	I	213,568	-	Allergy and Infectious Diseases Research	PO 20002840	Family Health International	
93.855	I	100,129	-	Allergy and Infectious Diseases Research	PO 20002914	Family Health International	
93.855	I	61,349	-	Allergy and Infectious Diseases Research	PO 20002961	Family Health International	
93.855	I	6,818	-	Allergy and Infectious Diseases Research	PO 21000541	Family Health International	
93.855	I	15,031	-	Allergy and Infectious Diseases Research	PO 21000542	Family Health International	
93.855	I	5,190	-	Allergy and Infectious Diseases Research	PO 824894 / 2502 64	Henry M Jackson Foundation	
93.855	I	1,945	-	Allergy and Infectious Diseases Research	PO US00243	Family Health International	
93.855	I	157,365	86,829	Allergy and Infectious Diseases Research	PO# 2002815334	Johns Hopkins University	
93.855	I	(1,936)	-	Allergy and Infectious Diseases Research	PO#2001915547	Johns Hopkins University	
93.855	I	(73,052)	-	Allergy and Infectious Diseases Research	PO#2001935242	Johns Hopkins University	
93.855	I	15,968	-	Allergy and Infectious Diseases Research	PO#GO00043	Family Health International	
93.855	I	60,202	-	Allergy and Infectious Diseases Research	PO17000385	Family Health International	
93.855	I	185,828	-	Allergy and Infectious Diseases Research	PO17001853	Family Health International	
93.855	I	508,258	508,258	Allergy and Infectious Diseases Research	PO17001868	Family Health International	
93.855	I	637,769	(160,857)	Allergy and Infectious Diseases Research	PO17002292	Family Health International	
93.855	I	12,278	-	Allergy and Infectious Diseases Research	PO19000050	Family Health International	
93.855	I	79,532	-	Allergy and Infectious Diseases Research	PO19000834	Family Health International	
93.855	I	34,977	-	Allergy and Infectious Diseases Research	PO20002828	Family Health International	
93.855	I	1,072,268	-	Allergy and Infectious Diseases Research	PO20003130	Family Health International	
93.855	I	293,278	15,630	Allergy and Infectious Diseases Research	PO21000539	Family Health International	
93.855	I	23,359	-	Allergy and Infectious Diseases Research	PO21000540	Family Health International	
93.855	I	28,520	-	Allergy and Infectious Diseases Research	PO: WA00899630	University of Massachusetts Medical School	
93.855	I	28,364	-	Allergy and Infectious Diseases Research	PSTO PTCL 19 2004911	Johns Hopkins University	
93.855	I	3,931	-	Allergy and Infectious Diseases Research	SA0000976	University of Texas at Houston Health	
93.855	I	1,972	-	Allergy and Infectious Diseases Research	SUBAWARD A034260, SPS-261113	Duke Univ	
93.855	I	463,852	-	Allergy and Infectious Diseases Research	UCHC7-136900650-A1	University of Connecticut Health Center	
93.855	I	4,637	-	Allergy and Infectious Diseases Research	UCHC7-140275632	University of Connecticut Health Center	
93.855	I	10,671	-	Allergy and Infectious Diseases Research	UCT31220	University of Cape Town	
93.855	I	60,838	-	Allergy and Infectious Diseases Research	UNIV61808	Vanderbilt University	
93.855	I	110,383	-	Allergy and Infectious Diseases Research	UWSC11041 / BPO38223	University of Washington	
93.855	I	190,835	-	Allergy and Infectious Diseases Research	VUMC 41666	Vanderbilt University Medical Center	
93.855	I	52,747	-	Allergy and Infectious Diseases Research	VUMC 70553	Vanderbilt University Medical Center	
93.855	I	29,305	-	Allergy and Infectious Diseases Research	VUMC82832	Vanderbilt University	
93.855	I	46,511	-	Allergy and Infectious Diseases Research	VUMC88435	Vanderbilt University Medical Center	
93.855	I	48,676	-	Allergy and Infectious Diseases Research	WU-21-206	Washington University in Saint Louis	
93.856	I	151,317	-	Microbiology and Infectious Diseases Research	1203003	Dana Farber Cancer Institute	
93.859	D	50,296,619	1,866,873	Biomedical Research and Research Training			
93.859	I	87,204	-	Biomedical Research and Research Training	0001017395	Fred Hutchinson Cancer Research Center	
93.859	I	121,080	-	Biomedical Research and Research Training	1090551-404471	Carnegie Mellon Univ	
93.859	I	186	-	Biomedical Research and Research Training	11000451-009	Purdue University	
93.859	I	51,069	-	Biomedical Research and Research Training	11650sc	University of California at San Francisco	
93.859	I	77,779	-	Biomedical Research and Research Training	20-4720	Redbud Labs	
93.859	I	167,298	-	Biomedical Research and Research Training	2004080385	Johns Hopkins University	
93.859	I	19,586	-	Biomedical Research and Research Training	2005044580	Johns Hopkins University	
93.859	I	19,138	-	Biomedical Research and Research Training	2017-3475	University of California at Irvine (UCI)	
93.859	I	6,996	-	Biomedical Research and Research Training	2018-06	Arkansas College of Health Education	
93.859	I	74,155	-	Biomedical Research and Research Training	2018002-01	Campbell University	
93.859	I	2,295	-	Biomedical Research and Research Training	257888-NCSU	Temple University	
93.859	I	87,195	-	Biomedical Research and Research Training	3004653332/PO3005674	University of Michigan (UMICH)	
93.859	I	20,239	-	Biomedical Research and Research Training	3005704150/PO#300601	University of Michigan (UMICH)	
93.859	I	151,264	-	Biomedical Research and Research Training	3006158186	University of Michigan (UMICH)	
93.859	I	(1,448)	-	Biomedical Research and Research Training	575434	Trustees of the Univ. of Pennsylvania	
93.859	I	1,522	-	Biomedical Research and Research Training	78565-10763	Cornell University	
93.859	I	114,275	-	Biomedical Research and Research Training	87367-11331	Cornell University	
93.859	I	27,581	-	Biomedical Research and Research Training	A031199	Duke University	
93.859	I	11,276	-	Biomedical Research and Research Training	A19-1302-001 (511371	AI Tracking Solutions, Inc.	
93.859	I	1,028,536	-	Biomedical Research and Research Training	CNVA00047882 (126884 - 9)	University of Pittsburgh	
93.859	I	30,235	-	Biomedical Research and Research Training	F0511-01	New York University (NYU)	
93.859	I	21,462	-	Biomedical Research and Research Training	G0107-Y2	The Exploratorium	
93.859	I	157,542	-	Biomedical Research and Research Training	GB10488. PO #2173182	Univ Of Virginia	
93.859	I	459,702	-	Biomedical Research and Research Training	N/A	250Glycan Therapeutics, Inc.	
93.859	I	151,716	-	Biomedical Research and Research Training	N/A	Cell Microsystems, Inc.	
93.859	I	26,476	-	Biomedical Research and Research Training	OSP32239-02 WA01036	University of Massachusetts Medical School	

SCHEDULE OF EXPENDITURES OF FEDERAL AWARDS (DETAIL)

For the Fiscal Year Ended June 30, 2021

Federal ALN	Direct/ Indirect	Program Expenditures	Amount Provided to Subrecipients	ALN Program Title	Pass-Through Entity Number	Pass-Through Entity Name	Additional Award Information
93.859	I	93,289	-	Biomedical Research and Research Training	OSP32386-00	University of Massachusetts	
93.859	I	106,425	-	Biomedical Research and Research Training	RC111979A	Michigan State University	
93.859	I	245,409	-	Biomedical Research and Research Training	RJ-193-G1/PO-5007401	Georgia Institute of Technology Research	
93.859	I	(43,585)	-	Biomedical Research and Research Training	UNCRO1GM114015	Pennsylvania State University	
93.859	I	7,625	-	Biomedical Research and Research Training	VUMC75873	Vanderbilt University Medical Center	
93.865	D	40,249,111	14,240,350	Child Health and Human Development Extramural Research			
93.865	I	204,412	(8)	Child Health and Human Development Extramural Research	0557801/PO#11630212-	Boston Medical Center	
93.865	I	54,185	-	Child Health and Human Development Extramural Research	1-312-0215374-52637L	Research Triangle Institute (RTI Interna	
93.865	I	17,035	-	Child Health and Human Development Extramural Research	1-312-0216102-65094L	Research Triangle Institute (RTI Interna	
93.865	I	9,728	-	Child Health and Human Development Extramural Research	1-312-0216826-65503L	Research Triangle Institute (RTI Interna	
93.865	I	20,028	-	Child Health and Human Development Extramural Research	102469.001.001 / PO1	Family Health International	
93.865	I	3,102	-	Child Health and Human Development Extramural Research	114205-1585-5106544	Harvard University	
93.865	I	18,203	-	Child Health and Human Development Extramural Research	136785/PO3100652988	Cincinnati Children's Hospital Medical Ce	
93.865	I	7,081	-	Child Health and Human Development Extramural Research	17-2667	Affinergy, Inc.	
93.865	I	1,001	-	Child Health and Human Development Extramural Research	18-2452	Studio Hagler LLC	
93.865	I	118,936	-	Child Health and Human Development Extramural Research	19-A0-00-1002957	New York University School of Medicine	
93.865	I	(4,629)	-	Child Health and Human Development Extramural Research	1R44HD097063-01	Mucommune, LLC	
93.865	I	207,551	-	Child Health and Human Development Extramural Research	2-312-0216665-65432L	Research Triangle Institute (RTI Interna	
93.865	I	53,745	-	Child Health and Human Development Extramural Research	20-3723	Anelleo, Inc.	
93.865	I	(295)	-	Child Health and Human Development Extramural Research	2000-G-VM484	University of California at Los Angeles	
93.865	I	9,569	-	Child Health and Human Development Extramural Research	20019-6-58223	California State Polytechnic University	
93.865	I	57,010	-	Child Health and Human Development Extramural Research	2018-3601	University of California at Irvine (UCI)	
93.865	I	62,214	-	Child Health and Human Development Extramural Research	2020-0928	Palkous Therapeutics Inc.	
93.865	I	2,052	-	Child Health and Human Development Extramural Research	205897	Mother's Mild is Best	
93.865	I	22,018	-	Child Health and Human Development Extramural Research	21-0177	CiceroDx, Inc.	
93.865	I	204,624	-	Child Health and Human Development Extramural Research	21612-43392	Saint Louis University	
93.865	I	24	-	Child Health and Human Development Extramural Research	281952	Duke Univ	
93.865	I	22,283	-	Child Health and Human Development Extramural Research	2831952	Duke Univ	
93.865	I	29,638	-	Child Health and Human Development Extramural Research	2831952-240023	Duke University	
93.865	I	199,853	-	Child Health and Human Development Extramural Research	3(GG014633-01)	Columbia University	
93.865	I	102,727	-	Child Health and Human Development Extramural Research	3021646	Duke University	
93.865	I	82,593	-	Child Health and Human Development Extramural Research	3021715	Duke University	
93.865	I	6,506	-	Child Health and Human Development Extramural Research	3730 (COST CENTER 81370)	Rehabilitation Inst Of Chicago	
93.865	I	31,301	-	Child Health and Human Development Extramural Research	571036	Trustees of the Univ. of Pennsylvania	
93.865	I	(1,831)	-	Child Health and Human Development Extramural Research	571036 /PO 3979378	Trustees of the Univ. of Pennsylvania	
93.865	I	34,072	-	Child Health and Human Development Extramural Research	60075544	Ohio State University	
93.865	I	30,323	-	Child Health and Human Development Extramural Research	712-7549	Emma Pendleton Bradley Hospital	
93.865	I	195,635	-	Child Health and Human Development Extramural Research	A03-1205	Duke University	
93.865	I	99,202	-	Child Health and Human Development Extramural Research	A031044	Duke University	
93.865	I	10,653	-	Child Health and Human Development Extramural Research	A031468	Duke University	
93.865	I	266,052	-	Child Health and Human Development Extramural Research	A031512	Duke University	
93.865	I	6,817	-	Child Health and Human Development Extramural Research	A033126	Duke University	
93.865	I	17,972	-	Child Health and Human Development Extramural Research	A033330	Duke University	
93.865	I	22,670	-	Child Health and Human Development Extramural Research	A034101	Duke University	
93.865	I	2,007	-	Child Health and Human Development Extramural Research	A034507	Duke University	
93.865	I	4,272	-	Child Health and Human Development Extramural Research	FP00008136_SA002	Virginia Commonwealth University (VCU)	
93.865	I	18,844	-	Child Health and Human Development Extramural Research	FP00008924_SA002	Virginia Commonwealth University (VCU)	
93.865	I	58,638	(600)	Child Health and Human Development Extramural Research	FY2019-021	University of Kansas Center for Research	
93.865	I	78,618	-	Child Health and Human Development Extramural Research	FY2021-042	University of Kansas Center for Research	
93.865	I	30,287	-	Child Health and Human Development Extramural Research	GB10889/PO#2294229	Rector and Visitors of the University of Virginia	
93.865	I	13,000	-	Child Health and Human Development Extramural Research	GR101978(CON-8000112	Yale University	
93.865	I	805,841	88,017	Child Health and Human Development Extramural Research	N/A	George Washington University	
93.865	I	(11,833)	-	Child Health and Human Development Extramural Research	N/A	Mucommune, LLC	
93.865	I	89,603	-	Child Health and Human Development Extramural Research	N/A	Saint Louis University	
93.865	I	44,280	-	Child Health and Human Development Extramural Research	N006344802	University of Minnesota	
93.865	I	4,628	-	Child Health and Human Development Extramural Research	OS00000518 SPC-0016	University of Miami	
93.865	I	9,910	-	Child Health and Human Development Extramural Research	PO 20003103 102634.0	Family Health International	
93.865	I	13,355	-	Child Health and Human Development Extramural Research	RC106691D	Michigan State University	
93.865	I	24,923	-	Child Health and Human Development Extramural Research	SC37547-02-05/PO1675	University of Denver	
93.865	I	186,075	-	Child Health and Human Development Extramural Research	SPC-001338	University of Miami	
93.865	I	11,838	-	Child Health and Human Development Extramural Research	SPC-1000004321/GR119	Ohio State University	
93.865	I	8,420	-	Child Health and Human Development Extramural Research	SUBAWARD 2831952 / PRO00105337	Duke Univ	
93.865	I	1,180	-	Child Health and Human Development Extramural Research	SUBAWARD 2831952/PRO00015829 /	Duke Univ	
93.865	I	8,131	-	Child Health and Human Development Extramural Research	SUBAWARD 2831952/SPS 240023	Duke Univ	

SCHEDULE OF EXPENDITURES OF FEDERAL AWARDS (DETAIL)

For the Fiscal Year Ended June 30, 2021

Federal ALN	Direct/ Indirect	Program Expenditures	Amount Provided to Subrecipients	ALN Program Title	Pass-Through Entity Number	Pass-Through Entity Name	Additional Award Information
93.865	I	5,617	-	Child Health and Human Development Extramural Research	SUBK00012460	University of Michigan	
93.865	I	297,143	-	Child Health and Human Development Extramural Research	UNC20-315	Oak Crest Institute of Science	
93.865	I	28,736	-	Child Health and Human Development Extramural Research	WU-19-342-MOD2	Washington University in Saint Louis	
93.865	I	253,054	-	Child Health and Human Development Extramural Research	WU-19-418	Washington University in Saint Louis	
93.865	I	(631)	-	Child Health and Human Development Extramural Research	WU-20-314 PO 294120	Washington University in Saint Louis	
93.866	D	17,366,035	1,448,813	Aging Research			
93.866	I	284,369	-	Aging Research	00001376	Brown University	
93.866	I	146,355	-	Aging Research	00001499	Brown University	
93.866	I	38,299	-	Aging Research	00001574	Brown University	
93.866	I	25,594	-	Aging Research	1(GG015834-02)	Columbia University	
93.866	I	32,953	-	Aging Research	10.10.91561	Hebrew Rehabilitation Center	
93.866	I	88,940	-	Aging Research	117381028 / PO# S900	University of California at San Diego	
93.866	I	9,373	-	Aging Research	132471 G003960	Washington State Univ	
93.866	I	16,435	-	Aging Research	1558098	Univ Of Colorado - Boulder	
93.866	I	134,713	-	Aging Research	1559351 1001381571	University of Colorado at Boulder	
93.866	I	28,675	-	Aging Research	180-101090-55034	Wake Forest	
93.866	I	117,472	-	Aging Research	20-M67	George Washington University	
93.866	I	56,158	-	Aging Research	2003060831	Johns Hopkins University	
93.866	I	54,823	-	Aging Research	2003160709	Johns Hopkins University	
93.866	I	459,267	-	Aging Research	2003475848	Johns Hopkins University	
93.866	I	39,984	-	Aging Research	2004079614	Johns Hopkins University	
93.866	I	7,278	-	Aging Research	2004808341	Johns Hopkins University	
93.866	I	17,413	-	Aging Research	2019-0684	Karamedica Inc.	
93.866	I	9,737	-	Aging Research	245360 7912	Duke University	
93.866	I	32,057	-	Aging Research	246-100730-550064	Wake Forest	
93.866	I	42,245	-	Aging Research	30340SUB53046 / PO17	University of Vermont	
93.866	I	45,437	-	Aging Research	30917-05467-S01	Syracuse University	
93.866	I	7,420	-	Aging Research	30917-05467-S04	Syracuse University	
93.866	I	5,264	-	Aging Research	33211A PO 823551	Albert Einstein College of Medicine Inc	
93.866	I	19,323	-	Aging Research	412557-19071	Virginia Polytech Inst.	
93.866	I	(737)	-	Aging Research	432102-19071	Virginia Polytech Inst.	
93.866	I	47,450	-	Aging Research	500729-78050	Northeastern University	
93.866	I	2,944	-	Aging Research	5019026-SERV	Tufts-New England Medical Center	
93.866	I	32,427	-	Aging Research	571259	Univ Of Pennsylvania	
93.866	I	45,048	(1,100)	Aging Research	674K531	University of Wisconsin at Madison	
93.866	I	8,949	-	Aging Research	8733_UNC	Trustees of Indiana University	
93.866	I	24,519	-	Aging Research	9SB1AG059313	Cytex Therapeutics, Inc	
93.866	I	(5)	-	Aging Research	A03-0612	Duke University	
93.866	I	25,959	-	Aging Research	A03-3211	Duke University	
93.866	I	37,211	-	Aging Research	A030931	Duke University	
93.866	I	20,497	-	Aging Research	A032498	Duke University	
93.866	I	26,542	-	Aging Research	A032644	Duke University	
93.866	I	48,587	-	Aging Research	A032814	Duke University	
93.866	I	23,003	-	Aging Research	A034122	Duke University	
93.866	I	49,204	-	Aging Research	A034259	Duke University	
93.866	I	(1)	-	Aging Research	A12418	Rensselaer Polytechnic Institute (RPI)	
93.866	I	66,366	-	Aging Research	A18-0168-S001	University of California at Davis (UCD)	
93.866	I	78,904	-	Aging Research	A21-0041-S001	Rensselaer Polytechnic Institute (RPI)	
93.866	I	353,343	-	Aging Research	A246253	Emory University (EU)	
93.866	I	32,400	-	Aging Research	A310515	Emory University (EU)	
93.866	I	1,583,476	-	Aging Research	A377279	Emory University (EU)	
93.866	I	11,096	-	Aging Research	AG069476-ECU01	Pennington Biomedical Research Center	
93.866	I	104,226	-	Aging Research	AWD062370 SUB0000045	University of Chicago	
93.866	I	16,044	-	Aging Research	B001018428	University of Massachusetts at Boston	
93.866	I	11,798	-	Aging Research	CHA-263134	Mayo Clinic in Rochester	
93.866	I	4,092	-	Aging Research	CHH-263134 PO 67115	Mayo Clinic	
93.866	I	80,452	-	Aging Research	CHH-263134-01/ 67509	Mayo Clinic	
93.866	I	5,300	-	Aging Research	CNVA00061817 (131708	University of Pittsburgh	
93.866	I	31,555	-	Aging Research	F1574-02 PO IB00465424	New York University	
93.866	I	15,604	-	Aging Research	GR111287 (CON-800027	Yale University	
93.866	I	(1,227)	-	Aging Research	N/A	Brigham and Women's Hospital	
93.866	I	266,419	-	Aging Research	N/A	Cytelus, Inc	
93.866	I	(9,333)	-	Aging Research	N/A	Mount Sinai School of Medicine	
93.866	I	26,992	(1,258)	Aging Research	PA-17-303	Treadwell Corporation	

SCHEDULE OF EXPENDITURES OF FEDERAL AWARDS (DETAIL)

For the Fiscal Year Ended June 30, 2021

Federal ALN	Direct/ Indirect	Program Expenditures	Amount Provided to Subrecipients	ALN Program Title	Pass-Through Entity Number	Pass-Through Entity Name	Additional Award Information
93.866	I	326,597	-	Aging Research	PO S9002633/703061	University of California at San Diego	
93.866	I	5,267	-	Aging Research	R01AG062200-03S1UNC1	Pennington Biomedical Research Center	
93.866	I	(143,262)	-	Aging Research	RR540-193/4942156	University of Georgia	
93.866	I	16,122	-	Aging Research	SP11206	University of Mississippi Medical Center	
93.866	I	44,278	-	Aging Research	STE2196-14	Northern California Institute for Research	
93.866	I	4,720	-	Aging Research	SUBAWARD#:15318-04-03FFS (ASPRE)	Hennepin Healthcare Research Institute	
93.866	I	52,603	-	Aging Research	Subaward No: L03030302-Sub02	Rush University Medical Center	
93.866	I	29,834	-	Aging Research	Subaward No: Overman 21-001	Elon University	
93.866	I	17,705	-	Aging Research	UTA18-000524	University of Texas at Austin	
93.866	I	15,319	-	Aging Research	UWSC12782/ PO 56451	University of Washington	
93.866	I	(4,806)	-	Aging Research	VUMC 38284	Vanderbilt University	
93.866	I	(15,609)	-	Aging Research	VUMC 38284	Vanderbilt University Medical Center	
93.867	D	2,145,605	235,591	Vision Research			
93.867	I	32,341	-	Vision Research	10048893-01	University of Utah	
93.867	I	25,452	-	Vision Research	17710	University of Illinois	
93.867	I	(7,018)	-	Vision Research	17710-00	University of Illinois	
93.867	I	60,574	-	Vision Research	2019-1724	Biomarck Pharmaceuticals	
93.867	I	98,473	-	Vision Research	2020-0615	Retinal Care	
93.867	I	16,193	-	Vision Research	AWD00002082	University of Pittsburgh	
93.867	I	78,721	-	Vision Research	LUM-1901A	Lummedica, Inc.	
93.867	I	43,729	-	Vision Research	N/A	Bedrock Therapeutics	
93.867	I	(2,456)	-	Vision Research	N/A	CMP Tarhelm Partners LLC	
93.867	I	(1,428)	-	Vision Research	N/A	Jaeb Center for Health Research	
93.876	D	117,944	-	Antimicrobial Resistance Surveillance in Retail Food Specimens			
93.877	I	17,238	-	Autism Collaboration, Accountability, Research, Education, and Support	05-21-8840	Association of University Centers on Dis	
93.879	D	948,480	141,564	Medical Library Assistance			
93.884	D	655,412	316,856	Grants for Primary Care Training and Enhancement			
93.912	I	6,565	-	Rural Health Care Services Outreach, Rural Health Network Development and Small Health Care Provider Quality Improvement	G25RH32981	North Carolina Healthcare Quality Allian	
93.918	D	811,944	200,186	Grants to Provide Outpatient Early Intervention Services with Respect to HIV Disease			
93.926	D	208,318	33,752	Healthy Start Initiative			
93.928	I	9,609	-	Special Projects of National Significance	309-0100	Duke University	
93.928	I	34,219	-	Special Projects of National Significance	309-0125	Duke University	
93.939	I	101,206	-	HIV Prevention Activities Non-Governmental Organization Based	13748	EMMES Corporation	
93.941	I	24,353	-	HIV Demonstration, Research, Public and Professional Education Projects	A261076	Emory University (EU)	
93.941	I	69,221	-	HIV Demonstration, Research, Public and Professional Education Projects	A369433	Emory University (EU)	
93.941	I	41,685	-	HIV Demonstration, Research, Public and Professional Education Projects	WFUHS 100730-115800	Wake Forest University Health Science	
93.945	D	505,042	107,128	Assistance Programs for Chronic Disease Prevention and Control			
93.945	I	23,005	-	Assistance Programs for Chronic Disease Prevention and Control	0618-076	Alaska Department of Health and Social S	
93.945	I	22,773	-	Assistance Programs for Chronic Disease Prevention and Control	21-4177	University of South Carolina (USC)	
93.945	I	58,260	-	Assistance Programs for Chronic Disease Prevention and Control	Subcontract CDC_0002	Crohns and Colitis Foundation of America	
93.958	I	51,008	-	Block Grants for Community Mental Health Services	536974	Sandhills Center	
93.969	D	864,339	228,092	PPHF Geriatric Education Centers			
93.989	D	2,845,277	951,317	International Research and Research Training			
93.989	I	59,384	-	International Research and Research Training	1670 PO 1399181	Rutgers the State University of New Jersey	
93.989	I	27	-	International Research and Research Training	5-R25TW008981-02	Stellenbosch University	
93.989	I	9,968	-	International Research and Research Training	A03-2250	Duke University	
93.989	I	24,861	-	International Research and Research Training	S005253	Stellenbosch University	
93.RD	D	82,485	-	U. S. Department of Health and Human Services			A16-0475-001
93.RD	D	119	-	U. S. Department of Health and Human Services			A17-0509-001
93.RD	D	32,926	-	U. S. Department of Health and Human Services			A17-0674-001
93.RD	D	35,654	21,780	U. S. Department of Health and Human Services			A17-0674-003
93.RD	D	1,430,526	658,962	U. S. Department of Health and Human Services			A17-0674-009
93.RD	D	1,006,828	108,168	U. S. Department of Health and Human Services			A17-0674-011
93.RD	D	591,440	489,167	U. S. Department of Health and Human Services			A17-0687-006
93.RD	D	410,817	262,662	U. S. Department of Health and Human Services			A17-0687-007
93.RD	D	153,525	-	U. S. Department of Health and Human Services			A17-1593-001
93.RD	D	217,613	-	U. S. Department of Health and Human Services			A17-1593-005
93.RD	D	477,964	53,167	U. S. Department of Health and Human Services			A17-1593-007
93.RD	D	185,323	-	U. S. Department of Health and Human Services			A17-1593-008
93.RD	D	225,626	-	U. S. Department of Health and Human Services			A17-1593-009
93.RD	D	178,596	-	U. S. Department of Health and Human Services			A17-1593-010
93.RD	D	642	-	U. S. Department of Health and Human Services			A17-1593-011
93.RD	D	80,240	(1,200)	U. S. Department of Health and Human Services			A18-0398-001

SCHEDULE OF EXPENDITURES OF FEDERAL AWARDS (DETAIL)

For the Fiscal Year Ended June 30, 2021

Federal	Direct/	Program	Amount					
ALN	Indirect	Expenditures	Subrecipients	ALN Program Title	Pass-Through Entity Number	Pass-Through Entity Name	Additional Award Information	
93.RD	D	1	-	U. S. Department of Health and Human Services			A18-1056-001	
93.RD	D	33,952	-	U. S. Department of Health and Human Services			A18-1056-003	
93.RD	D	529,537	93,140	U. S. Department of Health and Human Services			A18-1208-001	
93.RD	D	47,506	19,195	U. S. Department of Health and Human Services			A18-1208-004	
93.RD	D	1,294,448	114,597	U. S. Department of Health and Human Services			A19-0308-003	
93.RD	D	1,967,835	-	U. S. Department of Health and Human Services			A19-0308-005	
93.RD	D	9,570	-	U. S. Department of Health and Human Services			A19-0408-001	
93.RD	D	30,031	-	U. S. Department of Health and Human Services			A19-0408-002	
93.RD	D	39,384	-	U. S. Department of Health and Human Services			A19-0439-002	
93.RD	D	29,864	-	U. S. Department of Health and Human Services			A19-0439-003	
93.RD	D	1,177,443	451,315	U. S. Department of Health and Human Services			A19-0561-001	
93.RD	D	7,383	-	U. S. Department of Health and Human Services			A19-0580-001	
93.RD	D	290,238	-	U. S. Department of Health and Human Services			A19-0625-001	
93.RD	D	1,902,261	258,794	U. S. Department of Health and Human Services			A19-0650-001	
93.RD	D	803,234	-	U. S. Department of Health and Human Services			A19-0650-007	
93.RD	D	393,462	-	U. S. Department of Health and Human Services			A19-0650-009	
93.RD	D	263	-	U. S. Department of Health and Human Services			A19-0982-001	
93.RD	D	103,768	-	U. S. Department of Health and Human Services			A19-0982-002	
93.RD	D	109,976	-	U. S. Department of Health and Human Services			A19-0982-003	
93.RD	D	55,809	-	U. S. Department of Health and Human Services			A19-1377-001	
93.RD	D	81,787	-	U. S. Department of Health and Human Services			A19-1528-001	
93.RD	D	823,468	-	U. S. Department of Health and Human Services			A20-0182-001	
93.RD	D	1,426,676	-	U. S. Department of Health and Human Services			A20-0284-001	
93.RD	D	5,027	-	U. S. Department of Health and Human Services			A20-0366-001	
93.RD	D	50,860	-	U. S. Department of Health and Human Services			A20-0427-001	
93.RD	D	7,383	-	U. S. Department of Health and Human Services			A20-0428-001	
93.RD	D	1,489,153	-	U. S. Department of Health and Human Services			A20-0440-001	
93.RD	D	117,949	-	U. S. Department of Health and Human Services			A20-0440-003	
93.RD	D	617,299	-	U. S. Department of Health and Human Services			A20-0491-001	
93.RD	D	106,661	-	U. S. Department of Health and Human Services			A20-0791-001	
93.RD	D	120,009	-	U. S. Department of Health and Human Services			A20-0791-002	
93.RD	D	13,674	-	U. S. Department of Health and Human Services			A20-1325-001	
93.RD	D	355,876	-	U. S. Department of Health and Human Services			A20-1553-001	
93.RD	D	19,846	-	U. S. Department of Health and Human Services			A21-0156-001	
93.RD	D	29,120	-	U. S. Department of Health and Human Services			A21-0157-001	
93.RD	D	34,764	-	U. S. Department of Health and Human Services			A21-0284-001	
93.RD	D	15,028	-	U. S. Department of Health and Human Services			A21-0313-001	
93.RD	D	808	-	U. S. Department of Health and Human Services			A21-0501-003	
93.RD	D	47,759	-	U. S. Department of Health and Human Services			A21-0839-001	
93.RD	D	94,035	-	U. S. Department of Health and Human Services			GS-10F-0097L	
93.RD	D	360	-	U. S. Department of Health and Human Services			Substance Abuse & Mental Health (SAMHSA)	
93.RD	I	15,052	-	U. S. Department of Health and Human Services	000-12-0005	DARTNet Institute	A16-1256-001	
93.RD	I	37,528	-	U. S. Department of Health and Human Services	0000865654	Fred Hutchinson Cancer Research Center	A16-1238-012	
93.RD	I	1,542	-	U. S. Department of Health and Human Services	000524050-T006-005	University of Alabama at Birmingham	A18-1392-001	
93.RD	I	10,814	-	U. S. Department of Health and Human Services	000524050-T009-011	University of Alabama at Birmingham	A17-1321-005	
93.RD	I	7,387	-	U. S. Department of Health and Human Services	0321.04.014/05	Eastern Research Group, Inc.	0321.04.014/05	
93.RD	I	65,751	-	U. S. Department of Health and Human Services	1-312-0217706-66149L	Research Triangle Institute (RTI Interna)	A21-0352-001	
93.RD	I	39,706	-	U. S. Department of Health and Human Services	1-340-0216681-65421L	Research Triangle Institute (RTI Interna)	A19-0889-001	
93.RD	I	(2)	-	U. S. Department of Health and Human Services	1001837485	University of Iowa	A17-1577-001	
93.RD	I	(892)	-	U. S. Department of Health and Human Services	11.11.09	DARTNet Institute	A16-1256-003	
93.RD	I	9,469	-	U. S. Department of Health and Human Services	11.11.09	DARTNet Institute	A16-1256-004	
93.RD	I	1,345	-	U. S. Department of Health and Human Services	11.11.09	DARTNet Institute	A16-1256-005	
93.RD	I	2,797	-	U. S. Department of Health and Human Services	16-2910/PO2000005316	University of South Carolina (USC)	A16-1915-001	
93.RD	I	271	-	U. S. Department of Health and Human Services	16-312-0214448-52718	Research Triangle Institute (RTI Interna)	A17-1592-001	
93.RD	I	763,276	248,462	U. S. Department of Health and Human Services	17-312-0217571-66099	Research Triangle Institute (RTI Interna)	A21-0462-001	
93.RD	I	1,554,572	-	U. S. Department of Health and Human Services	17X011	Leidos Biomedical Research	A17-1423-001	
93.RD	I	39,094	-	U. S. Department of Health and Human Services	19-312-0214780-65388	Research Triangle Institute (RTI Interna)	A19-0585-001	
93.RD	I	162,931	-	U. S. Department of Health and Human Services	2-312-0216363-65862L	Research Triangle Institute (RTI Interna)	A20-1318-001	
93.RD	I	106,937	-	U. S. Department of Health and Human Services	2-312-0216363-65862L	Research Triangle Institute (RTI Interna)	A20-1318-002	
93.RD	I	167,765	-	U. S. Department of Health and Human Services	2-312-0217290-66216L	Research Triangle Institute (RTI Interna)	A21-0873-001	
93.RD	I	34,763	-	U. S. Department of Health and Human Services	20-312-0214643-65059	Research Triangle Institute (RTI Interna)	A18-0619-001	
93.RD	I	3,833	-	U. S. Department of Health and Human Services	2017-PO-DR-001	Information Management Services, Inc.	A17-0125-002	
93.RD	I	87,504	-	U. S. Department of Health and Human Services	2017.707.001UNC	AcademyHealth	A18-0395-004	
93.RD	I	156,084	-	U. S. Department of Health and Human Services	2017.707.001UNC	AcademyHealth	A18-0395-005	

SCHEDULE OF EXPENDITURES OF FEDERAL AWARDS (DETAIL)

For the Fiscal Year Ended June 30, 2021

Federal	Direct/ Indirect	Program Expenditures	Amount Provided to Subrecipients	ALN Program Title	Pass-Through Entity Number	Pass-Through Entity Name	Additional Award Information
93.RD	I	37,939	-	U. S. Department of Health and Human Services	2020-1071	Eyedes Biosciences, LLC	75D30121C10561
93.RD	I	33,914	-	U. S. Department of Health and Human Services	2021-0254	Centers for Disease Control & Prevention	200-2012-52827
93.RD	I	38,595	-	U. S. Department of Health and Human Services	2021-0481	FOOD & DRUG ADMINISTRATION	20IPA2014151
93.RD	I	(28,166)	-	U. S. Department of Health and Human Services	2032614	Duke University	A13-1184-001
93.RD	I	20,672	-	U. S. Department of Health and Human Services	2038152	Duke University	A16-1108-001
93.RD	I	3,536	-	U. S. Department of Health and Human Services	210424	Duke University	A17-0735-001
93.RD	I	(366)	-	U. S. Department of Health and Human Services	218090	Duke University	A17-0734-001
93.RD	I	11,998	-	U. S. Department of Health and Human Services	218092	Duke University	A17-1711-001
93.RD	I	(750)	-	U. S. Department of Health and Human Services	226749	Duke University	A18-1627-001
93.RD	I	5,494	-	U. S. Department of Health and Human Services	23-312-0214643-65236	Research Triangle Institute (RTI Interna)	A18-1213-001
93.RD	I	1,260	-	U. S. Department of Health and Human Services	235432	Duke University	A11-1616-001
93.RD	I	51,282	-	U. S. Department of Health and Human Services	24-312-0213618-66189L	Rti International	2020-1071 1R41EY029185-01
93.RD	I	14,224	-	U. S. Department of Health and Human Services	243698/ 252090	Duke University Clinical Research Instate	A20-0966-001
93.RD	I	8,328	-	U. S. Department of Health and Human Services	25-312-0214643-65338	Research Triangle Institute (RTI Interna)	A19-0420-001
93.RD	I	11,034	-	U. S. Department of Health and Human Services	250543	Duke University	A20-1309-001
93.RD	I	405,957	-	U. S. Department of Health and Human Services	27-312-0214643-65684	Research Triangle Institute (RTI Interna)	A20-0541-001
93.RD	I	734	-	U. S. Department of Health and Human Services	28-312-0214643-65688	Research Triangle Institute (RTI Interna)	A20-0479-001
93.RD	I	59,726	-	U. S. Department of Health and Human Services	30029-02-187-367	La Jolla Institute for Allergy and Immun	A20-1046-001
93.RD	I	42,798	-	U. S. Department of Health and Human Services	30029-02-187-367	La Jolla Institute for Allergy and Immun	A20-1046-002
93.RD	I	30,397	-	U. S. Department of Health and Human Services	330338	Wake Forest University	A16-1845-007
93.RD	I	190,348	-	U. S. Department of Health and Human Services	37223.2020.001 FPNT	John Snow, Inc. (JSI)	A19-0318-003
93.RD	I	110,602	-	U. S. Department of Health and Human Services	3RJK7	University of New Mexico at Albuquerque	A21-0568-001
93.RD	I	213,725	-	U. S. Department of Health and Human Services	3RJK7_1NC	University of New Mexico at Albuquerque	A21-0608-001
93.RD	I	42,695	-	U. S. Department of Health and Human Services	418-100720-330271	Wake Forest University	A21-0543-001
93.RD	I	133,935	-	U. S. Department of Health and Human Services	430429	University of Arizona	A17-1737-001
93.RD	I	42,856	-	U. S. Department of Health and Human Services	50514X06832	Mathematica, Inc	A21-0852-001
93.RD	I	2,107	-	U. S. Department of Health and Human Services	6-312-0214780-52373L	Research Triangle Institute (RTI Interna)	A16-1228-001
93.RD	I	8,363	-	U. S. Department of Health and Human Services	6473-S07	Westat, Inc.	A19-1646-001
93.RD	I	3,566	-	U. S. Department of Health and Human Services	66111340819-01	University of Mississippi Medical Center	A19-0375-003
93.RD	I	22,617	-	U. S. Department of Health and Human Services	66111350819-11	University of Mississippi Medical Center	A19-0598-003
93.RD	I	54,403	20,000	U. S. Department of Health and Human Services	6632.01-S02	Westat, Inc.	A19-0974-002
93.RD	I	2,381	-	U. S. Department of Health and Human Services	7-312-0213618-52523L	Research Triangle Institute (RTI Interna)	A16-0775-003
93.RD	I	40,751	-	U. S. Department of Health and Human Services	710-7147144	Miriam Hospital	A20-1210-001
93.RD	I	34,214	-	U. S. Department of Health and Human Services	75D30120C07725 Subco	Children's Hospital Boston	A20-1537-001
93.RD	I	611	-	U. S. Department of Health and Human Services	75F40119P10174	U. S. Department of Health and Human Services	75F40119P10174
93.RD	I	63,000	50,000	U. S. Department of Health and Human Services	75F40120C00124	FOOD & DRUG ADMINISTRATION	75F40120C00124
93.RD	I	58,666	-	U. S. Department of Health and Human Services	A032030	Duke University	A18-0620-003
93.RD	I	5,597	-	U. S. Department of Health and Human Services	A032392	Duke University Clinical Research Instate	A20-0894-001
93.RD	I	212,818	-	U. S. Department of Health and Human Services	A032674	Duke University	A20-0947-001
93.RD	I	48,848	-	U. S. Department of Health and Human Services	A032756	Duke University	A19-1794-001
93.RD	I	17,994	-	U. S. Department of Health and Human Services	A034252	Duke University	A18-1631-005
93.RD	I	(3,442)	-	U. S. Department of Health and Human Services	A56711/29XS126	Leidos Biomedical Research	A11-0308-001
93.RD	I	(1,003)	-	U. S. Department of Health and Human Services	A56768/29XS126	Leidos Biomedical Research	A11-0312-002
93.RD	I	348,179	-	U. S. Department of Health and Human Services	EA1151	ECOG-ACRIN Cancer Research Group	A18-0567-001
93.RD	I	25	-	U. S. Department of Health and Human Services	EA4151	ECOG-ACRIN Cancer Research Group	A18-0655-001
93.RD	I	15,306	-	U. S. Department of Health and Human Services	GEP/17/04	International Agency for Research on Can	A17-1676-001
93.RD	I	66,267	-	U. S. Department of Health and Human Services	HHS000738100001	Texas Department of State Health Service	A19-1781-001
93.RD	I	2,438	-	U. S. Department of Health and Human Services	HHSN-23551801000003I	Duke University Clinical Research Instate	A19-0998-001
93.RD	I	12,005	-	U. S. Department of Health and Human Services	HHSN272201800008C/UWSC10535 BPO#32122	Centers for Disease Control & Prevention	HHSN272201800008C/ UWSC10535 BPO#32122
93.RD	I	3,340	-	U. S. Department of Health and Human Services	M114S01F1-NU2GGH0021	Centre for Infectious Disease Research i	A19-1340-002
93.RD	I	101,756	-	U. S. Department of Health and Human Services	N/A	Alliance NCTN Foundation	A19-1481-001
93.RD	I	42,126	-	U. S. Department of Health and Human Services	N/A	Alliant Health Solutions (AHS)	A17-1447-005
93.RD	I	1,059	-	U. S. Department of Health and Human Services	N/A	Baylor University College of Medicine	A22-0041-001
93.RD	I	(48,118)	-	U. S. Department of Health and Human Services	N/A	Brigham and Women's Hospital	A10-1773-001
93.RD	I	1,555	-	U. S. Department of Health and Human Services	N/A	CancerVax Corporation	A99-0358-001
93.RD	I	(184)	-	U. S. Department of Health and Human Services	N/A	CancerVax Corporation	A99-0359-001
93.RD	I	142,306	-	U. S. Department of Health and Human Services	N/A	Cell Microsystems, Inc.	A18-1480-002
93.RD	I	1,795	-	U. S. Department of Health and Human Services	N/A	Duke University	A18-1631-003
93.RD	I	13,149	2,580	U. S. Department of Health and Human Services	N/A	Duke University	A19-1075-001
93.RD	I	38,064	-	U. S. Department of Health and Human Services	N/A	Duke University Medical Center	A08-1242-001
93.RD	I	104,593	-	U. S. Department of Health and Human Services	N/A	Georgia Medical Care Foundation, Inc.	A17-1447-003
93.RD	I	26,301	-	U. S. Department of Health and Human Services	N/A	Jaeb Center for Health Research Foundation	A20-1413-001
93.RD	I	656,337	-	U. S. Department of Health and Human Services	N/A	MacroGenics, Inc.	A16-1013-001
93.RD	I	(26,120)	-	U. S. Department of Health and Human Services	N/A	MacroGenics, Inc.	A16-1938-001

SCHEDULE OF EXPENDITURES OF FEDERAL AWARDS (DETAIL)

For the Fiscal Year Ended June 30, 2021

Federal	Direct/	Program	Amount					
ALN	Indirect	Expenditures	Provided to Subrecipients	ALN Program Title	Pass-Through Entity Number	Pass-Through Entity Name	Additional Award Information	
93.RD	I	(556)	-	U. S. Department of Health and Human Services	N/A	National Marrow Donor Program	A19-1564-001	
93.RD	I	5,279	-	U. S. Department of Health and Human Services	N/A	National Marrow Donor Program	A19-1611-001	
93.RD	I	13,122	-	U. S. Department of Health and Human Services	N/A	National Marrow Donor Program	A19-1752-001	
93.RD	I	38,986	-	U. S. Department of Health and Human Services	N/A	National Marrow Donor Program	A20-0535-001	
93.RD	I	(199,940)	-	U. S. Department of Health and Human Services	N/A	Saint Louis University	A03-0674-001	
93.RD	I	3,377	-	U. S. Department of Health and Human Services	N/A	University of California at San Francisco	A10-1742-001	
93.RD	I	1,152	-	U. S. Department of Health and Human Services	N/A	Versiti Wisconsin, Inc. aka Versiti Blood	A21-1067-001	
93.RD	I	21,402	-	U. S. Department of Health and Human Services	PHR-SSS-S-18-005487	Social and Scientific Systems (S3), Inc.	A19-0899-001	
93.RD	I	6,259	-	U. S. Department of Health and Human Services	PO 2016-PO-DR-001	Information Management Services, Inc.	A17-0125-001	
93.RD	I	40,274	-	U. S. Department of Health and Human Services	PO 430429	University of Arizona	A17-1739-001	
93.RD	I	36,818	-	U. S. Department of Health and Human Services	PO15001683	Family Health International	A15-1720-001	
93.RD	I	42,464	-	U. S. Department of Health and Human Services	S-1084-003956-UNC	Applied Research Associates, Inc.	A20-0674-001	
93.RD	I	28,744	-	U. S. Department of Health and Human Services	SP0016040 60053564	Northwestern University	A19-1395-001	
93.RD	I	(229)	-	U. S. Department of Health and Human Services	SP0016040 60053565	Northwestern University	A19-1630-001	
93.RD	I	27,844	-	U. S. Department of Health and Human Services	SP13924-SB1	University of Mississippi Medical Center	A19-0375-005	
93.RD	I	127,681	-	U. S. Department of Health and Human Services	SP13925-SB09	University of Mississippi Medical Center	A19-0598-005	
93.RD	I	56,367	-	U. S. Department of Health and Human Services	SUB00002146	University of Georgia Research Foundation	A20-0645-001	
93.RD	I	163,714	-	U. S. Department of Health and Human Services	SUB00002146	University of Georgia Research Foundation	A20-0645-004	
93.RD	I	179,997	-	U. S. Department of Health and Human Services	Site 131	Duke University	A21-0515-001	
93.RD	I	964	-	U. S. Department of Health and Human Services	THE-269895	Mayo Clinic in Rochester	A21-0256-001	
93.RD	I	41,848	-	U. S. Department of Health and Human Services	UCT00028866	University of Cape Town	A20-1440-001	
93.RD	I	372,032	-	U. S. Department of Health and Human Services	US001-0000796806	Battelle Memorial Institute	A21-0937-001	
93.RD	I	94,299	-	U. S. Department of Health and Human Services	UWSC10535 BPO#32122	Univ Of Washington	UWSC10535 BPO#32122	
93.RD	I	37,167	-	U. S. Department of Health and Human Services	UWSC11953	University of Washington	A20-1495-001	
93.RD	I	195,251	-	U. S. Department of Health and Human Services	V0858A-D	Oregon State University	A20-1080-001	
93.RD	I	157,096	-	U. S. Department of Health and Human Services	VUMC 80674	Vanderbilt University Medical Center	A20-1079-001	
93.RD	I	1,934	-	U. S. Department of Health and Human Services	X17346M/X17346N	Leidos Biomedical Research	A17-1595-001	
93.RD	I	37,757	-	U. S. Department of Health and Human Services	Z110	Zymeron Corporation	A20-0448-001	
93.RD	I	30,407	-	U. S. Department of Health and Human Services	Z114/UNC	Zymeron Corporation	A21-0570-001	
		<u>652,374,899</u>	<u>96,898,271</u>	Total - Research and Development - U. S. Department of Health and Human Services				
<u>U. S. Social Security Administration</u>								
96.RD	I	246,936	-	U. S. Social Security Administration	6464-S-NC01-001	Westat, Inc.	A18-0543-001	
		<u>246,936</u>	-	Total - Research and Development - U. S. Social Security Administration				
<u>U. S. Department of Homeland Security</u>								
97.010	D	49,414	40,000	Citizenship Education and Training				
97.044	D	611,096	39,715	Assistance to Firefighters Grant				
97.044	I	12,784	-	Assistance to Firefighters Grant	2020-3050	Wildfire Conservancy		
97.044	I	163,829	-	Assistance to Firefighters Grant	5182	Fire Protection Research Fdn.		
97.044	I	58,300	-	Assistance to Firefighters Grant	R000002506	Florida State Univ		
97.061	D	3,687,462	2,765,635	Centers for Homeland Security				
97.061	I	40,611	-	Centers for Homeland Security	Subaward No: ASUB00000365	Arizona State University		
97.062	D	775,718	19,724	Scientific Leadership Awards				
97.RD	D	(462)	-	U. S. Department of Homeland Security			A15-0466-001	
97.RD	D	256,633	122,989	U. S. Department of Homeland Security			A17-0419-001	
97.RD	D	99,988	-	U. S. Department of Homeland Security			A17-0419-003	
97.RD	I	5,696	-	U. S. Department of Homeland Security	letter dated 1/14/2021	Oak Ridge Institute for Science and Education	G-270170	
		<u>5,761,069</u>	<u>2,988,063</u>	Total - Research and Development - U. S. Department of Homeland Security				
<u>U. S. Agency for International Development</u>								
98.001	D	9,173,509	5,397,648	USAID Foreign Assistance for Programs Overseas				
98.001	I	106,938	-	USAID Foreign Assistance for Programs Overseas	102137.001.004.003.0	Family Health International		
98.001	I	66,128	-	USAID Foreign Assistance for Programs Overseas	20-4672	Save the Children		
98.001	I	27,883	-	USAID Foreign Assistance for Programs Overseas	2000010566	National Academy Of Sciences		
98.001	I	85,458	-	USAID Foreign Assistance for Programs Overseas	21847	Helen Keller International		
98.001	I	1,024	-	USAID Foreign Assistance for Programs Overseas	451375-19071	Virginia Polytech Inst.		
98.001	I	27,524	-	USAID Foreign Assistance for Programs Overseas	6-330-0216576-65556L	Research Triangle Institute (RTI Interna)		
98.001	I	156,567	-	USAID Foreign Assistance for Programs Overseas	AID.2134-01704575-SU	Program for Appropriate Technology in He		
98.001	I	10,718	-	USAID Foreign Assistance for Programs Overseas	M143P333S02-01	Centre for Infectious Disease Research i		
98.001	I	38,272	-	USAID Foreign Assistance for Programs Overseas	MAPS1-20-099	Eastern Virginia Medical School		
98.001	I	69,785	49,764	USAID Foreign Assistance for Programs Overseas	SUB00001921	Board Reg Univ System Georgia		
98.001	I	2,093	-	USAID Foreign Assistance for Programs Overseas	SUBAWARD # 2015-06391-02	University Of Illinois-Urbana-Champaign		
98.RD	D	3,895,262	2,478,516	U. S. United States Agency for International Development			A19-0401-001	

SCHEDULE OF EXPENDITURES OF FEDERAL AWARDS (DETAIL)

For the Fiscal Year Ended June 30, 2021

Federal	Direct/ Indirect	Program Expenditures	Amount Provided to Subrecipients	ALN Program Title	Pass-Through Entity Number	Pass-Through Entity Name	Additional Award Information
98.RD	D	9,578,995	8,486,114	U. S. United States Agency for International Development			A19-1439-001
98.RD	I	511,048	13,188	U. S. United States Agency for International Development	001/18	Khulisa Management Services	A21-0704-001
98.RD	I	(1)	-	U. S. United States Agency for International Development	100303/W0936	Family Health International	A14-1557-001
98.RD	I	21,628	-	U. S. United States Agency for International Development	2000007142	National Academy Of Sciences	7200AA18CA00003
98.RD	I	979,887	144,108	U. S. United States Agency for International Development	2000010391	National Academy of Sciences	A19-1129-001
98.RD	I	19,650	-	U. S. United States Agency for International Development	KHULISA/USAID/SUN-LE	Khulisa Management Services	A19-1660-002
98.RD	I	24,193	-	U. S. United States Agency for International Development	KHULISA/USAID/SUN-LE	Khulisa Management Services	A19-1660-003
98.RD	I	564	-	U. S. United States Agency for International Development	KHULISA/USAID/SUN-LE	Khulisa Management Services	A19-1660-004
98.RD	I	125	-	U. S. United States Agency for International Development	N/A	Right to Care	A17-1436-001
98.RD	I	74,902	-	U. S. United States Agency for International Development	RC710-081/S001708	Univ Of Georgia	7200AA18CA00003
98.RD	I	19,346	19,346	U. S. United States Agency for International Development	SUB00001966	Univ Of Georgia	217707-UGA-02
98.RD	I	51,869	40,830	U. S. United States Agency for International Development	SUB00001966	Univ Of Georgia	7200AA18CA00003
98.RD	I	1,565	1,242	U. S. United States Agency for International Development	SUB00001966	Univ Of Georgia	SUB00001966
98.RD	I	30,205	25,850	U. S. United States Agency for International Development	SUB00002085	Univ Of Georgia	7200AA18CA00003
98.RD	I	30,475	30,475	U. S. United States Agency for International Development	SUB00002085	Univ Of Georgia	AID-263-A-15-00002
98.RD	I	(20,999)	-	U. S. United States Agency for International Development	SUB00002085	Univ Of Georgia	SUB00002085
98.RD	I	8,560	-	U. S. United States Agency for International Development	SUB00002332	Univ Of Georgia	2015-1922
		<u>24,993,173</u>	<u>16,687,081</u>	Total - Research and Development - U. S. Agency for International Development			
		<u>1,043,978,411</u>	<u>171,979,033</u>	Total - Research and Development			

Student Financial Assistance Programs—Cluster:**U. S. Department of Education**

84.007	D	20,642,168	-	Federal Supplemental Educational Opportunity Grants			
84.033	D	11,108,655	-	Federal Work-Study Program			
84.038	D	32,236,022	-	Federal Perkins Loan Program Federal Capital Contributions			
84.063	D	628,727,492	-	Federal Pell Grant Program			
84.268	D	1,177,348,237	-	Federal Direct Student Loans			
84.379	D	286,877	-	Teacher Education Assistance for College and Higher Education Grants (TEACH Grants)			
84.408	D	23,606	-	Postsecondary Education Scholarships for Veteran's Dependents			
		<u>1,870,373,057</u>	<u>-</u>	Total - Student Financial Assistance Programs Cluster - U. S. Department of Education			

U. S. Department of Health and Human Services

93.264	D	655,811	-	Nurse Faculty Loan Program (NFLP)			
93.342	D	3,738,627	-	Health Professions Student Loans, Including Primary Care Loans/Loans for Disadvantaged Students			
93.364	D	297,790	-	Nursing Student Loans			
93.925	D	2,753,978	-	Scholarships for Health Professions Students from Disadvantaged Backgrounds			
		<u>7,446,206</u>	<u>-</u>	Total - Student Financial Assistance Programs Cluster - U. S. Department of Health and Human Services			
		<u>1,877,819,263</u>	<u>-</u>	Total - Student Financial Assistance			

Supplemental Nutrition Assistance Program (SNAP)—Cluster:**U. S. Department of Agriculture**

10.551	D	887,569,883	-	COVID-19 - Supplemental Nutrition Assistance Program			
10.551	D	2,519,288,688	-	Supplemental Nutrition Assistance Program			
10.561	D	133,402,136	102,117,392	State Administrative Matching Grants for the Supplemental Nutrition Assistance Program			
10.561	I	9,823	-	State Administrative Matching Grants for the Supplemental Nutrition Assistance Program	4400022922	South Carolina Department of Social Serv	
10.561	I	25,943	-	State Administrative Matching Grants for the Supplemental Nutrition Assistance Program	N/A	The Curators of the University of Missouri	
10.561	I	12,601	-	State Administrative Matching Grants for the Supplemental Nutrition Assistance Program	PO 525634	Michigan State University	
		<u>3,540,309,074</u>	<u>102,117,392</u>	Total - Supplemental Nutrition Assistance Program (SNAP) Cluster - U. S. Department of Agriculture			
		<u>3,540,309,074</u>	<u>102,117,392</u>	Total - Supplemental Nutrition Assistance Program (SNAP)			

Special Education—Cluster (IDEA)**U. S. Department of Education**

84.027	D	319,612,496	294,184,217	Special Education Grants to States			
--------	---	-------------	-------------	------------------------------------	--	--	--

SCHEDULE OF EXPENDITURES OF FEDERAL AWARDS (DETAIL)

For the Fiscal Year Ended June 30, 2021

Federal ALN	Direct/ Indirect	Program Expenditures	Amount Provided to Subrecipients	ALN Program Title	Pass-Through Entity Number	Pass-Through Entity Name	Additional Award Information
84.027	I	6,459	-	Special Education Grants to States	11575-03-591009592	Illinois State University	
84.027	I	5,210	-	Special Education Grants to States	PO114129	Sam Houston State University	
84.173	D	10,725,491	8,898,226	Special Education Preschool Grants			
		<u>330,349,656</u>	<u>303,082,443</u>	Total - Special Education Cluster (IDEA) - U. S. Department of Education			
		<u>330,349,656</u>	<u>303,082,443</u>	Total - Special Education (IDEA)			
TRIO—Cluster:							
U. S. Department of Education							
84.042	D	9,725,642	-	TRIO Student Support Services			
84.044	D	3,291,441	-	TRIO Talent Search			
84.047	D	6,161,819	-	TRIO Upward Bound			
84.066	D	1,467,837	-	TRIO Educational Opportunity Centers			
84.217	D	1,192,263	-	TRIO McNair Post-Baccalaureate Achievement			
		<u>21,839,002</u>	<u>-</u>	Total - Teacher Quality Partnership Grants Cluster (TRIO) - U. S. Department of Education			
		<u>21,839,002</u>	<u>-</u>	Total - TRIO			
Transit Services Programs—Cluster:							
U. S. Department of Transportation							
20.513	D	2,317,569	1,975,636	Enhanced Mobility of Seniors and Individuals with Disabilities			
20.516	D	94,289	94,289	Job Access and Reverse Commute Program			
20.521	D	28,061	15,473	New Freedom Program			
		<u>2,439,919</u>	<u>2,085,398</u>	Total - Transit Services Programs Cluster - U. S. Department of Transportation			
		<u>2,439,919</u>	<u>2,085,398</u>	Total - Transit Services Programs			
WIOA—Cluster:							
U. S. Department of Labor							
17.258	D	31,959,504	24,405,890	WIOA Adult Program			
17.258	I	254,561	-	WIOA Adult Program	0-2020-33	Cape Fear COG	
17.258	I	131,405	-	WIOA Adult Program	20-4020-40-6035-07	ECWDB	
17.258	I	170,393	-	WIOA Adult Program	20-4020-49-1380	Region D	
17.258	I	45,003	-	WIOA Adult Program	20-4050-49-1380	Region D	
17.258	I	78,453	-	WIOA Adult Program	21-2020-4020-40-6331-09	Eastern Carolina Workforce Development Board	
17.258	I	187,839	-	WIOA Adult Program	4020	ECWDB	
17.258	I	6,596	-	WIOA Adult Program	4050FLG	ECWDB	
17.258	I	637,731	-	WIOA Adult Program	4505	Turning Point	
17.259	D	27,437,392	23,375,120	WIOA Youth Activities			
17.259	I	163,219	-	WIOA Youth Activities	0-2030-33	Cape Fear COG	
17.259	I	101,313	-	WIOA Youth Activities	20-4040-40-6035-07	ECWDB	
17.259	I	1,034	-	WIOA Youth Activities	20-4040-40-6035-07-IS	ECWDB	
17.259	I	141,124	-	WIOA Youth Activities	20-4040-49-1380	Region D	
17.259	I	25,965	-	WIOA Youth Activities	20-4050-49-1380	Region D	
17.259	I	630,933	-	WIOA Youth Activities	2040-36	Charlotte Works	
17.259	I	77,417	-	WIOA Youth Activities	21-2040-4040-40-6331-09	Eastern Carolina Workforce Develop. Board	
17.259	I	79,385	-	WIOA Youth Activities	4040	ECWDB	
17.259	I	1,076	-	WIOA Youth Activities	4040IS	ECWDB	
17.259	I	2,393	-	WIOA Youth Activities	4505	Turning Point	
17.278	D	30,284,984	19,367,498	WIOA Dislocated Worker Formula Grants			
17.278	I	131,380	-	WIOA Dislocated Worker Formula Grants	0-2040-33	Cape Fear COG	
17.278	I	114,790	-	WIOA Dislocated Worker Formula Grants	20-4030-40-6035-07	ECWDB	
17.278	I	19,094	-	WIOA Dislocated Worker Formula Grants	20-4030-49-1380	Region D	
17.278	I	32,551	-	WIOA Dislocated Worker Formula Grants	20-4031-49-1380	Region D	
17.278	I	98,092	-	WIOA Dislocated Worker Formula Grants	20-4050-40-6035-07	ECWDB	
17.278	I	27,397	-	WIOA Dislocated Worker Formula Grants	20-4050-49-1380	Region D	
17.278	I	102,537	-	WIOA Dislocated Worker Formula Grants	21-2030-4030-40-6331-09	Eastern Carolina Workforce Develop. Board	
17.278	I	32,689	-	WIOA Dislocated Worker Formula Grants	4000017295	Charlotte Works	
17.278	I	33,998	-	WIOA Dislocated Worker Formula Grants	4030	ECWDB	
		<u>93,010,248</u>	<u>67,148,508</u>	Total - WIOA Cluster - U. S. Department of Labor			
		<u>93,010,248</u>	<u>67,148,508</u>	Total - WIOA			

SCHEDULE OF EXPENDITURES OF FEDERAL AWARDS (DETAIL)

For the Fiscal Year Ended June 30, 2021

Federal ALN	Direct/ Indirect	Program Expenditures	Amount Provided to Subrecipients	ALN Program Title	Pass-Through Entity Number	Pass-Through Entity Name	Additional Award Information
Other Programs:							
U. S. Department of Agriculture							
10.001	D	58,589	-	Agricultural Research Basic and Applied Research	Subaward No: 018000.340888.10	Mississippi State University	
10.001	I	20,098	-	Agricultural Research Basic and Applied Research			
10.025	D	1,776,525	-	Plant and Animal Disease, Pest Control, and Animal Care			
10.163	D	137,510	74,910	Market Protection and Promotion	PO 2100821783	Univ Of Florida	
10.170	D	1,058,703	721,544	Specialty Crop Block Grant Program - Farm Bill			
10.175	D	28,891	-	Farmers Market and Local Food Promotion Program			
10.178	D	33,174,682	32,995,110	Trade Mitigation Program Eligible Recipient Agency Operational Funds	SUB00001993	Univ Of Georgia	
10.200	I	21,212	-	Grants for Agricultural Research, Special Research Grants			
10.202	D	953,999	-	Cooperative Forestry Research			
10.203	D	7,025,978	-	Payments to Agricultural Experiment Stations Under the Hatch Act	SUB00002014	Univ Of Georgia	
10.206	D	2,932,469	21,636	Grants for Agricultural Research Competitive Research Grants			
10.207	D	220,407	-	Animal Health and Disease Research			
10.210	D	111,780	-	Higher Education – Graduate Fellowships Grant Program	SUB00002304	Univ Of Florida	
10.215	I	485	-	Sustainable Agriculture Research and Education			
10.215	I	7,795	-	Sustainable Agriculture Research and Education			
10.216	D	304,721	35,000	1890 Institution Capacity Building Grants	Subaward No: H007164301	University of Minnesota	
10.216	I	(1,273)	-	1890 Institution Capacity Building Grants			
10.220	D	25,522	-	Higher Education - Multicultural Scholars Grant Program			
10.250	D	124,067	-	Agricultural and Rural Economic Research, Cooperative Agreements and Collaborations	UFDSP00011542 / P0019073	Univ Of Florida	
10.304	D	7,200	-	Homeland Security Agricultural			
10.304	I	33,701	-	Homeland Security Agricultural			
10.310	D	403,041	-	Agriculture and Food Research Initiative (AFRI)	3200001832-18-312	Univ Of Kentucky	
10.310	I	8,470	-	Agriculture and Food Research Initiative (AFRI)			
10.310	I	2,623	-	Agriculture and Food Research Initiative (AFRI)			
10.310	I	2,725	-	Agriculture and Food Research Initiative (AFRI)	9500092119	Univ Of Tennessee	
10.310	I	1,925	-	Agriculture and Food Research Initiative (AFRI)			
10.310	I	20,690	-	Agriculture and Food Research Initiative (AFRI)			
10.311	D	113,270	-	Beginning Farmer and Rancher Development Program	SUBAWARD NO: 32375SUB2507	The University of Vermont	
10.311	I	3,519	-	Beginning Farmer and Rancher Development Program			
10.311	I	8,188	-	Beginning Farmer and Rancher Development Program			
10.319	I	1,758	-	Farm Business Management and Benchmarking Competitive Grants Program	2017-1521	Orange County Part. For Youth	
10.319	I	10,709	-	Farm Business Management and Benchmarking Competitive Grants Program			
10.319	I	21,907	-	Farm Business Management and Benchmarking Competitive Grants Program			
10.329	D	1,369,677	351,523	Crop Protection and Pest Management Competitive Grants Program	549147-19071	Virginia Polytech Inst.	
10.329	I	11,658	-	Crop Protection and Pest Management Competitive Grants Program			
10.329	I	7,299	-	Crop Protection and Pest Management Competitive Grants Program			
10.329	I	11,306	-	Crop Protection and Pest Management Competitive Grants Program	SUBAWARD NO: 60584-Z5064201	University of Maryland	
10.329	I	1,703	-	Crop Protection and Pest Management Competitive Grants Program			
10.351	D	4,944	4,429	Rural Business Development Grant			
10.435	D	85,473	-	State Mediation Grants	Subaward No: C00066315-1	University of Missouri-Columbia	
10.475	D	3,798,107	-	Cooperative Agreements with States for Intrastate Meat and Poultry Inspection			
10.479	D	44,743	-	Food Safety Cooperative Agreements			
10.500	D	3,147,064	235,769	Cooperative Extension Service	Subaward No: C00071254-3	University of Missouri-Columbia	
10.500	I	279,038	-	Cooperative Extension Service			
10.500	I	281	-	Cooperative Extension Service			
10.500	I	40,001	-	Cooperative Extension Service	2020-1741	Southern Region IPM Center	
10.500	I	6,627	-	Cooperative Extension Service			
10.500	I	134,486	-	Cooperative Extension Service			
10.500	I	13,432	-	Cooperative Extension Service	2020-2156	Southern Region IPM Center	
10.500	I	14,661	-	Cooperative Extension Service			
10.500	I	117,811	-	Cooperative Extension Service			
10.500	I	13,885	-	Cooperative Extension Service	2021-1645	Southern Region IPM Center	
10.514	D	43,641	-	Expanded Food and Nutrition Education Program			
10.515	D	(64)	-	Renewable Resources Extension Act and National Focus Fund Projects			
10.522	D	179,085	25,581	Food and Agriculture Service Learning Program	2021-1802	Southern Region IPM Center	
10.523	I	9,578	-	Centers of Excellence at 1890 Institutions			
10.527	D	603	-	New Beginnings for Tribal Students			
10.541	D	224,880	-	Child Nutrition-Technology Innovation Grant	Subaward Signed 8/27/2020	Tuskegee University	
10.542	D	855,222,042	-	COVID-19 - Pandemic EBT Food Benefits			
10.557	D	15,600,600	4,690,987	COVID-19 - WIC Special Supplemental Nutrition Program for Women, Infants, and Children			
10.557	D	134,390,490	41,917,834	WIC Special Supplemental Nutrition Program for Women, Infants, and Children			

SCHEDULE OF EXPENDITURES OF FEDERAL AWARDS (DETAIL)

For the Fiscal Year Ended June 30, 2021

Federal ALN	Direct/ Indirect	Program Expenditures	Amount Provided to Subrecipients	ALN Program Title	Pass-Through Entity Number	Pass-Through Entity Name	Additional Award Information
10.558	D	18,147,981	18,147,981	COVID-19 - Child and Adult Care Food Program			
10.558	D	65,904,386	64,570,741	Child and Adult Care Food Program			
10.560	D	9,398,855	-	State Administrative Expenses for Child Nutrition			
10.572	D	109,156	-	WIC Farmers' Market Nutrition Program (FMNP)			
10.576	D	80,534	-	Senior Farmers Market Nutrition Program			
10.582	D	4,331,726	-	Fresh Fruit and Vegetable Program			
10.649	D	1,741,892	-	COVID-19 - Pandemic EBT Administrative Costs			
10.652	D	511,983	-	Forestry Research			
10.664	D	3,072,123	333,897	Cooperative Forestry Assistance			
10.674	D	161,609	-	Wood Utilization Assistance			
10.676	D	4,406	-	Forest Legacy Program			
10.678	D	22,006	-	Forest Stewardship Program			
10.680	D	436,114	-	Forest Health Protection			
10.683	D	55,050	50,116	National Fish and Wildlife Foundation			
10.684	D	(2,941)	-	International Forestry Programs			
10.699	D	276,352	-	Partnership Agreements			
10.707	D	23,356	-	Research Joint Venture and Cost Reimbursable Agreements			
10.855	D	2,138,777	-	Distance Learning and Telemedicine Loans and Grants			
10.868	D	5,809	-	Rural Energy for America Program			
10.902	D	106,199	-	Soil and Water Conservation			
10.902	I	4,287	-	Soil and Water Conservation	549158-19071	Virginia Polytech Inst.	
10.912	D	7,421	-	Environmental Quality Incentives Program			
10.923	D	668,550	-	Emergency Watershed Protection Program			
10.960	I	(626)	-	Technical Agricultural Assistance	2019-0868	Nappo	
10.U01	D	940,766	-	U. S. Department of Agriculture			Phytosanitary Fees
10.U02	I	2,546	-	U. S. Department of Agriculture	Subaward dated 9-16-2020	1890 Universities Foundation	G-281142
10.U03	I	6,345	-	U. S. Department of Agriculture	2019-0897	Vebcog	900-0100-001-00279
10.U04	I	7,146	-	U. S. Department of Agriculture	M21GXMAP22-03	American Seed Trade Assoc	1-312-0216148-65141L
		<u>1,171,556,745</u>	<u>164,177,058</u>	Total - Other Programs - U. S. Department of Agriculture			
U. S. Department of Commerce							
11.020	D	257,850	-	Cluster Grants			
11.303	D	117,033	-	Economic Development Technical Assistance			
11.303	I	27,133	-	Economic Development Technical Assistance	N/A	Mountain Bizworks	
11.407	D	52,274	-	Interjurisdictional Fisheries Act of 1986			
11.417	D	629,990	361,639	Sea Grant Support			
11.417	I	16,256	5,625	Sea Grant Support	USM-8006110-01	Univ Of Southern Mississippi	
11.419	D	2,652,171	-	Coastal Zone Management Administration Awards			
11.420	D	788,002	-	Coastal Zone Management Estuarine Research Reserves			
11.427	I	6,990	-	Fisheries Development and Utilization Research and Development Grants and Cooperative Agreements Program	91618-Z7588203	Univ Of Maryland Eastern Shore	
11.431	D	148,014	71,258	Climate and Atmospheric Research			
11.434	D	116,907	-	Cooperative Fishery Statistics			
11.435	D	90,881	-	Southeast Area Monitoring and Assessment Program			
11.439	D	99,898	-	Marine Mammal Data Program			
11.468	I	147,207	-	Applied Meteorological Research	NA19NWS4680003	National Oceanic and Atmospheric Administration	
11.468	I	81,204	-	Applied Meteorological Research	S2020-140	Synoptic Data	
11.468	I	48	-	Applied Meteorological Research	TASK ORDER#2018-2960	Synoptic Data	
11.472	D	35,605	2,269	Unallied Science Program			
11.473	D	32,083	-	Office for Coastal Management			
11.474	D	211,798	-	Atlantic Coastal Fisheries Cooperative Management Act			
11.474	I	5,081	-	Atlantic Coastal Fisheries Cooperative Management Act	18-501	Asmfmc	
11.478	D	2,470	-	Center for Sponsored Coastal Ocean Research Coastal Ocean Program			
11.549	D	215,404	-	State and Local Implementation Grant Program			
11.609	D	28,652	-	Measurement and Engineering Research and Standards			
11.609	I	73,936	-	Measurement and Engineering Research and Standards	70NANB16H218	US Department of Commerce	
11.609	I	12,704	-	Measurement and Engineering Research and Standards	70NANB19H142	US Department of Commerce	
11.611	D	4,408,193	952,747	Manufacturing Extension Partnership			
11.611	I	10,197	-	Manufacturing Extension Partnership	2021-1703	A.L.Philpott Manufacturing	
11.611	I	19,817	-	Manufacturing Extension Partnership	32166-OT	Michigan Mfg Tech Center	
11.619	D	1,262	-	Arrangements for Interdisciplinary Research Infrastructure			
11.U01	I	3,127	-	U. S. Department of Commerce	NA16OAR4310163	Univ Of South Carolina	NA16OAR4310163
		<u>10,292,187</u>	<u>1,393,538</u>	Total - Other Programs - U. S. Department of Commerce			

SCHEDULE OF EXPENDITURES OF FEDERAL AWARDS (DETAIL)

For the Fiscal Year Ended June 30, 2021

Federal ALN	Direct/ Indirect	Program Expenditures	Amount Provided to Subrecipients	ALN Program Title	Pass-Through Entity Number	Pass-Through Entity Name	Additional Award Information
U. S. Department of Defense							
12.002	D	609,065	-	Procurement Technical Assistance For Business Firms			
12.002	I	55	-	Procurement Technical Assistance For Business Firms	UNC-C 2019-2 (DLA)	Small Business and Technology Development Center	
12.300	D	236,116	-	Basic and Applied Scientific Research			
12.300	I	53,927	-	Basic and Applied Scientific Research	2206-202-2023940	Clemson University	
12.300	I	224,506	-	Basic and Applied Scientific Research	N00014-18-1-2754	Office of Naval Research	
12.300	I	178,042	-	Basic and Applied Scientific Research	N00014-19-1-2245	Office of Naval Research	
12.300	I	82,431	-	Basic and Applied Scientific Research	N00014-19-1-2371	Office of Naval Research	
12.300	I	77,498	-	Basic and Applied Scientific Research	N00173-19-1-G901	Office of Naval Research	
12.300	I	46,591	-	Basic and Applied Scientific Research	W9126G-17-2-0025	Cooperative Ecosystem Studies	
12.357	I	162,113	-	ROTC Language and Culture Training Grants	PGO1801-NCSU-12	Institute Of Int'L Education	
12.357	I	40,908	-	ROTC Language and Culture Training Grants	PGO1801-NCSU-12-PGO-051-P	Institute Of Int'L Education	
12.400	D	855,868	-	Military Construction, National Guard			
12.401	D	39,977,176	-	National Guard Military Operations and Maintenance (O&M) Projects			
12.404	D	4,065,277	-	National Guard ChalleNge Program			
12.420	I	20,708	-	Military Medical Research and Development	10054284-01	University of Utah	
12.420	I	324,234	-	Military Medical Research and Development	W81XWH1810711	Dept of Defense	
12.431	D	94,626	-	Basic Scientific Research			
12.431	I	17,082	-	Basic Scientific Research	2019-2776	Prescient Edge	
12.431	I	2,230	-	Basic Scientific Research	W911NF-14-1-0299	Army Research Office	
12.431	I	29,077	28,580	Basic Scientific Research	W911NF-16-1-0263	Army Research Office	
12.431	I	75,290	-	Basic Scientific Research	W911NF-17-1-0437	Army Research Office	
12.431	I	124,935	-	Basic Scientific Research	W911NF-18-1-0079	Dept of Defense	
12.431	I	196,413	-	Basic Scientific Research	W911NF1910044	Army Research Office	
12.431	I	104,884	-	Basic Scientific Research	W911NF1910068	Army Research Office	
12.431	I	31,423	-	Basic Scientific Research	W911NF1920295	Dept of Defense	
12.560	I	91,285	-	DOD, NDEP, DOTC-STEM Education Outreach Implementation	27-312-0216908-66307L	RTI International	
12.598	D	254,467	-	Centers for Academic Excellence			
12.598	I	34,714	30,404	Centers for Academic Excellence	HHM402-19-1-0007	Defense Intelligence Agency	
12.610	D	73,236	-	Community Economic Adjustment Assistance for Compatible Use and Joint Land Use Studies			
12.617	D	776,852	-	Economic Adjustment Assistance for State Governments			
12.630	D	7,403	-	Basic, Applied, and Advanced Research in Science and Engineering			
12.630	I	17,586	-	Basic, Applied, and Advanced Research in Science and Engineering	Email dated 1/17/2020	Army Educational Outreach Program (AEOP)	
12.630	I	297,824	245,724	Basic, Applied, and Advanced Research in Science and Engineering	W911NF-18-1-0089	Dept of Defense	
12.630	I	166,639	-	Basic, Applied, and Advanced Research in Science and Engineering	W911NF1810449	Army Research Office	
12.630	I	153,066	-	Basic, Applied, and Advanced Research in Science and Engineering	W911NF1810482	Army Research Office	
12.800	D	6,059	-	Air Force Defense Research Sciences Program			
12.800	I	655,716	-	Air Force Defense Research Sciences Program	FA9550-19-1-0149	Air Force Office of Scientific Research	
12.900	D	30,147	-	Language Grant Program			
12.902	D	183,896	-	Information Security Grants			
12.902	I	8,744	-	Information Security Grants	H98230-19-1-0298	National Security Agency	
12.903	D	32,017	-	GenCyber Grants Program			
12.905	D	62,540	-	CyberSecurity Core Curriculum			
12.905	I	9,197	-	CyberSecurity Core Curriculum	4127-53903000	Moraine Valley CC	
12.910	D	10,000	-	Research and Technology Development			
12.U01	D	1,511,423	-	U. S. Department of Defense			#DCBR-CA-11
12.U02	D	135,813	135,813	U. S. Department of Defense			Troops to Teachers/ Spouses to Teachers
12.U03	I	42,470	-	U. S. Department of Defense	2975-2018-0354	Nanohmics, Inc.	SBIR: Phase II - Optical Boundary
12.U04	I	8,131	-	U. S. Department of Defense	19-12-82709	Research Foundation of SUNY	PANACEA: Social Engineering Attacks
12.U05	I	26,635	-	U. S. Department of Defense	M67854-17-C-6509	Nanohmics, Inc.	Light Secure, See-Through Display
12.U06	I	42,146	-	U. S. Department of Defense	US001-0000753894	Battelle Memorial Institute	NC Strategic Partnership
12.U07	I	37,736	-	U. S. Department of Defense	2975-20-0246	Nanohmics, Inc.	STTR: STTR Phase II: IR Scatter of
12.U08	I	47,709	-	U. S. Department of Defense	FA9451-17-C-0424 P00003	Rochester Precision Optics, LLC	Fabrication of Fast Axis Collimator
12.U09	I	41,602	-	U. S. Department of Defense	N0018319P0767	Department of the Navy	Project Title: Improving provider s
12.U10	I	27,013	-	U. S. Department of Defense	MON001-S-016-06 / PO# 009031	DZYNE Technologies, Inc	Air Force Unv Eng Design Challenge
12.U11	I	582	-	U. S. Department of Defense	Effective date 1/8/2020	Dept of Defense	Valuing diversity: a group-value ap
12.U12	I	37,364	-	U. S. Department of Defense	TSI-2640-20-2020968	Triton Systems, Inc.	Real Time Muzzle Velocity Feedback
12.U13	I	83,946	-	U. S. Department of Defense	S20-1014	MZA Associates Corporation	SBIR: Semi-Analytic Phase II
12.U14	I	5,001	-	U. S. Department of Defense	Amendment 2 see 530967	Center for Open Science	Replication of "Valsitersity: Analyze absorbable fluorine content
12.U15	D	2,346	-	U. S. Department of Defense			Passive Samplers for Per-- and Poly
12.U16	D	70,730	-	U. S. Department of Defense			Real-Time Cyber Security Situations
12.U17	D	38,640	-	U. S. Department of Defense			

SCHEDULE OF EXPENDITURES OF FEDERAL AWARDS (DETAIL)

For the Fiscal Year Ended June 30, 2021

Federal ALN	Direct/ Indirect	Program Expenditures	Amount Provided to Subrecipients	ALN Program Title	Pass-Through Entity Number	Pass-Through Entity Name	Additional Award Information
12.U18	D	6,221	-	U. S. Department of Defense			SBIR: Rapid Spline Scanning System
12.U19	D	7,070	-	U. S. Department of Defense			Transient E-Field Measurements
12.U20	D	5,334	-	U. S. Department of Defense			UNCC GenCyber: Promoting GenCyber
12.U21	D	66,844	-	U. S. Department of Defense			
		<u>52,746,619</u>	<u>440,521</u>	Total - Other Programs - U. S. Department of Defense			
<u>U. S. Department of Housing and Urban Development</u>							
14.171	D	155,450	-	Manufactured Home Dispute Resolution			
14.228	D	43,739,500	43,739,500	COVID-19 - Community Development Block Grants/State's program and Non-Entitlement Grants in Hawaii			
14.228	D	121,505,824	40,330,536	Community Development Block Grants/State's program and Non-Entitlement Grants in Hawaii			
14.231	D	8,984,087	8,670,671	Emergency Solutions Grant Program			
14.241	D	2,030,749	2,018,923	Housing Opportunities for Persons with AIDS			
14.401	D	109,538	-	Fair Housing Assistance Program State and Local			
14.900	I	2,294	-	Lead-Based Paint Hazard Control in Privately-Owned Housing	T-14816	City of Greensboro	
		<u>176,527,442</u>	<u>94,759,630</u>	Total - Other Programs - U. S. Department of Housing and Urban Development			
<u>U. S. Department of Interior</u>							
15.506	I	8,320	-	Water Desalination Research and Development	R17AC00137	US Department of the Interior, Bureau of Reclamation	
15.608	D	175,306	-	Fish and Wildlife Management Assistance			
15.614	D	425,000	-	Coastal Wetlands Planning, Protection and Restoration			
15.615	D	352,597	33,026	Cooperative Endangered Species Conservation Fund			
15.616	D	105,428	67,000	Clean Vessel Act			
15.622	D	131,948	-	Sportfishing and Boating Safety Act			
15.630	D	99,692	-	Coastal			
15.631	D	12,490	-	Partners for Fish and Wildlife			
15.634	D	1,447,837	37,002	State Wildlife Grants			
15.657	D	148,144	28,652	Endangered Species Recovery Implementation			
15.669	D	22,574	-	Cooperative Landscape Conservation			
15.674	D	219	-	National Fire Plan-Wildland Urban Interface Community Fire Assistance			
15.684	D	39,991	-	White-nose Syndrome National Response Implementation			
15.808	D	65,670	-	U.S. Geological Survey Research and Data Collection			
15.810	D	179,370	-	National Cooperative Geologic Mapping			
15.814	D	23,146	-	National Geological and Geophysical Data Preservation			
15.820	D	18,534	-	National and Regional Climate Adaptation Science Centers			
15.904	D	3,077,008	60,171	Historic Preservation Fund Grants-In-Aid			
15.926	D	41,880	-	American Battlefield Protection			
15.939	I	780	-	Heritage Partnership	N/A	Blue Ridge National Heritage Area, Inc.	
15.945	D	253,511	-	Cooperative Research and Training Programs – Resources of the National Park System			
15.957	D	209,812	-	Emergency Supplemental Historic Preservation Fund			
15.U01	I	18,193	-	U. S. Department of Interior	2020-2900	Conservation Trust For Nc	1302.20.067994
15.U02	I	49,613	-	U. S. Department of Interior	2100186	Eastern Band Of The Cherokee	F12AC01516/NCOUA101339072017
15.U03	I	78,187	-	U. S. Department of Interior	1302.20.067994	USDI, GEOLOGICAL SUR	1302.20.067994
15.U04	I	51,996	-	U. S. Department of Interior	2975-19-0098	NuSpot Technologies, LLC	SBIR: Super-resolving Phase Filter
		<u>7,037,246</u>	<u>225,851</u>	Total - Other Programs - U. S. Department of Interior			
<u>U. S. Department of Justice</u>							
16.017	D	669,790	669,790	Sexual Assault Services Formula Program			
16.034	D	2,240,729	218,860	Coronavirus Emergency Supplemental Funding Program			
16.525	D	115,981	32,257	Grants to Reduce Domestic Violence, Dating Violence, Sexual Assault, and Stalking on Campus			
16.525	I	19,900	-	Grants to Reduce Domestic Violence, Dating Violence, Sexual Assault, and Stalking on Campus	2017-WA-AX-0048	UNC-Pembroke	
16.540	D	412,384	274,318	Juvenile Justice and Delinquency Prevention			
16.543	D	588,061	-	Missing Children's Assistance			
16.550	D	85,065	-	State Justice Statistics Program for Statistical Analysis Centers			
16.554	D	53,860	-	National Criminal History Improvement Program (NCHIP)			
16.560	D	290,421	-	National Institute of Justice Research, Evaluation, and Development Project Grants			
16.560	I	54,573	-	National Institute of Justice Research, Evaluation, and Development Project Grants	2017-R2-CX-0030	Dept of Justice	
16.575	D	81,359,567	59,316,175	Crime Victim Assistance			
16.576	D	2,040,626	1,804,821	Crime Victim Compensation			
16.585	D	22,594	-	Drug Court Discretionary Grant Program			
16.585	I	56,422	-	Drug Court Discretionary Grant Program	2019-DC-BX-0035	Washington County	
16.585	I	162,744	-	Drug Court Discretionary Grant Program	2019-VC-BX-0128	Harnett County	

SCHEDULE OF EXPENDITURES OF FEDERAL AWARDS (DETAIL)

For the Fiscal Year Ended June 30, 2021

Federal ALN	Direct/ Indirect	Program Expenditures	Amount Provided to Subrecipients	ALN Program Title	Pass-Through Entity Number	Pass-Through Entity Name	Additional Award Information
16.585	I	4,742	-	Drug Court Discretionary Grant Program	2020-VC-BX-0118	Catawba County	
16.585	I	18,543	-	Drug Court Discretionary Grant Program	2020-VC-BX-0129	City of Winston-Salem	
16.588	D	4,760,459	3,334,051	Violence Against Women Formula Grants			
16.590	D	151,718	-	Grants to Encourage Arrest Policies and Enforcement of Protection Orders Program			
16.593	D	255,353	-	Residential Substance Abuse Treatment for State Prisoners			
16.710	D	3,473,832	74,539	Public Safety Partnership and Community Policing Grants			
16.726	I	6,506	-	Juvenile Mentoring Program	2019-1289	National 4-H Council	
16.726	I	43,349	-	Juvenile Mentoring Program	2020-1135	National 4-H Council	
16.735	D	7,928	-	PREA Program: Strategic Support for PREA Implementation			
16.738	D	4,945,733	3,322,551	Edward Byrne Memorial Justice Assistance Grant Program			
16.741	D	105,525	-	DNA Backlog Reduction Program			
16.742	D	523,036	-	Paul Coverdell Forensic Sciences Improvement Grant Program			
16.751	D	62,797	-	Edward Byrne Memorial Competitive Grant Program			
16.752	D	306,803	-	Economic, High-Tech, and Cyber Crime Prevention			
16.756	I	57,200	-	Court Appointed Special Advocates	NC10837-18-0720-M2	National CASA	
16.758	I	4,850	-	Improving the Investigation and Prosecution of Child Abuse and the Regional and Local Children's Advocacy Centers	Green-NC-SA20-	Children's Advocacy Ctr of NC Inc	
16.812	D	320,869	-	Second Chance Act Reentry Initiative			
16.816	D	3,057	3,057	John R. Justice Prosecutors and Defenders Incentive Act			
16.820	D	168,946	-	Postconviction Testing of DNA Evidence			
16.830	I	70,961	-	Girls in the Juvenile Justice System	2016-CV-BX-0001	Dept of Justice	
16.833	D	278,341	-	National Sexual Assault Kit Initiative			
16.833	I	80,193	-	National Sexual Assault Kit Initiative	2019-AK-BX-0010	City of Durham	
16.833	I	4,976	-	National Sexual Assault Kit Initiative	PO#20006513-02	Charlotte Mecklenburg Police Dept	
16.836	D	108,615	-	Indigent Defense			
16.838	I	35,925	-	Comprehensive Opioid, Stimulant, and Substance Abuse Program	CONTRACT # 34582191	Mecklenburg County	
16.839	D	111,471	28,133	STOP School Violence			
16.922	D	1,927,781	-	Equitable Sharing Program			
		106,012,226	69,078,552	Total - Other Programs - U. S. Department of Justice			
U. S. Department of Labor							
17.002	D	1,474,459	-	Labor Force Statistics			
17.005	D	176,330	-	Compensation and Working Conditions			
17.225	D	6,333,275,817	-	COVID-19 - Unemployment Insurance			
17.225	D	1,075,850,832	-	Unemployment Insurance			
17.235	D	1,847,279	1,744,719	Senior Community Service Employment Program			
17.245	D	2,366,192	-	Trade Adjustment Assistance			
17.261	D	408,335	-	WIOA Pilots, Demonstrations, and Research Projects			
17.265	D	290,841	64,931	Native American Employment and Training			
17.268	D	1,362,415	576,282	H-1B Job Training Grants			
17.271	D	563,858	-	Work Opportunity Tax Credit Program (WOTC)			
17.273	D	510,315	-	Temporary Labor Certification for Foreign Workers			
17.274	D	479,160	-	YouthBuild			
17.277	D	1,568,377	1,471,353	COVID-19 - WIOA National Dislocated Worker Grants / WIA National Emergency Grants			
17.277	D	493,705	485,128	WIOA National Dislocated Worker Grants / WIA National Emergency Grants			
17.277	I	22,364	-	WIOA National Dislocated Worker Grants / WIA National Emergency Grants	20-3130-49-1380	Region D	
17.281	D	1,267,104	-	WIOA Dislocated Worker National Reserve Technical Assistance and Training			
17.281	I	12,858	-	WIOA Dislocated Worker National Reserve Technical Assistance and Training	0-2031-33	Cape Fear COG	
17.285	D	829,638	384,749	Apprenticeship USA Grants			
17.287	D	634,939	-	Job Corps Experimental Projects and Technical Assistance			
17.502	D	147,456	-	Occupational Safety and Health Susan Harwood Training Grants			
17.503	D	5,970,062	-	Occupational Safety and Health State Program			
17.504	D	1,591,146	-	Consultation Agreements			
17.600	D	119,570	-	Mine Health and Safety Grants			
		7,431,263,052	4,727,162	Total - Other Programs - U. S. Department of Labor			
U. S. Department of State							
19.009	I	4,304	-	Academic Exchange Programs - Undergraduate Programs	CBSA 18-CPCC01	World Learning	
19.009	I	4,323	-	Academic Exchange Programs - Undergraduate Programs	FY20-YALI-CL-APP-05	IREX	
19.040	D	272,474	186,090	Public Diplomacy Programs			
19.400	D	58,076	-	Academic Exchange Programs - Graduate Students			
19.900	D	62,547	-	AEECA/ESF PD Programs			
19.U01	I	241	-	U. S. Department of State	3000212006	Institute Of Int'L Education	S-ECAGD-19-0033
19.U02	I	13,019	-	U. S. Department of State	3000212006	Institute Of Int'L Education	S-ECAGD-19-0033

SCHEDULE OF EXPENDITURES OF FEDERAL AWARDS (DETAIL)

For the Fiscal Year Ended June 30, 2021

Federal ALN	Direct/ Indirect	Program Expenditures	Amount Provided to Subrecipients	ALN Program Title	Pass-Through Entity Number	Pass-Through Entity Name	Additional Award Information
19.U03	I	18	-	U. S. Department of State	FSC1901_UNCCH_1.15.19	Institute of International Education Inc	Fulbright U.S. Program PreDeparture
19.U04	D	27,529	-	U. S. Department of State			AOR 2021 Fulbright PDO East Asia
		442,531	186,090	Total - Other Programs - U. S. Department of State			
U. S. Department of Transportation							
20.106	D	20,061,804	20,009,858	Airport Improvement Program			
20.106	D	2,042,366	1,992,167	COVID-19 - Airport Improvement Program			
20.200	D	153,098	-	Highway Research and Development Program			
20.200	I	42,824	-	Highway Research and Development Program	019859WQ01A	Iowa State University	
20.200	I	9,751	-	Highway Research and Development Program	019859WQ02A	Iowa State University	
20.215	D	243,823	-	Highway Training and Education			
20.232	D	51,163	-	Commercial Driver's License Program Implementation Grant			
20.301	D	202	-	Railroad Safety			
20.314	D	493,987	-	Railroad Development			
20.319	D	154,010	-	High-Speed Rail Corridors and Intercity Passenger Rail Service – Capital Assistance Grants			
				Metropolitan Transportation Planning and State and Non-Metropolitan Planning and Research			
20.505	D	1,293,657	1,290,332	COVID-19 - Formula Grants for Rural Areas and Tribal Transit Program			
20.509	D	36,810,332	36,504,529	COVID-19 - Formula Grants for Rural Areas and Tribal Transit Program			
20.509	D	20,324,607	17,611,357	Formula Grants for Rural Areas and Tribal Transit Program			
20.527	D	(9)	-	Public Transportation Emergency Relief Program			
20.528	D	310,691	-	Rail Fixed Guideway Public Transportation System State Safety Oversight Formula Grant Program			
20.614	D	80,224	-	National Highway Traffic Safety Administration (NHTSA) Discretionary Safety Grants and Cooperative Agreements			
20.615	D	1,706,154	-	E-911 Grant Program			
20.700	D	708,212	-	Pipeline Safety Program State Base Grant			
20.701	I	103,815	-	University Transportation Centers Program	21-1100-5726-UNCC	San Jose State University Research Foundation	
20.701	I	655,785	533,532	University Transportation Centers Program	69A3551747133	US Department of Transportation	
20.933	D	11,256,025	1,783,887	National Infrastructure Investments			
20.U01	I	(289)	-	U. S. Department of Transportation	19-072	Go Triangle	2019-3114 19-072
20.U02	I	5,640	4,476	U. S. Department of Transportation	19-072	Go Triangle	DTFH61-13-H-00024/ HR 03-113SUB0000490
20.U03	I	13,916	-	U. S. Department of Transportation	UFDSP00011674	Univ Of Florida	2019-3114 19-072
20.U04	I	19,167	-	U. S. Department of Transportation	69A3551747104	Triangle J County Govt	69A3551747104
		96,540,955	79,730,138	Total - Other Programs - U. S. Department of Transportation			
U. S. Department of the Treasury Internal Revenue Service (IRS)							
21.008	D	46,218	-	Low Income Taxpayer Clinics			
21.016	D	597,148	-	Equitable Sharing			
21.019	D	2,921,870,466	961,533,828	Coronavirus Relief Fund			
21.019	I	5,000,000	-	Coronavirus Relief Fund	EC00000000004527	Wake County	
21.019	I	10,000	-	Coronavirus Relief Fund	EC000000000005493	Wake County	
21.019	I	54,086	-	Coronavirus Relief Fund	TEDI BEAR CAC	Children's Advocacy Ctr of NC Inc	
21.023	D	75,405,676	-	Emergency Rental Assistance Program			
21.026	D	180,376	-	Homeowner Assistance Fund			
21.027	I	32,310	-	Coronavirus State and Local Fiscal Recovery Funds	205950	Gulford County	
21.U01	D	40,271	-	U. S. Department of Treasury			WPSP-Business Analysis & Process
21.U02	D	49,000	-	U. S. Department of Treasury			WPSP-Coding Boot Camp
21.U03	D	29,851	-	U. S. Department of Treasury			WPSP-Cybersecurity Boot Camp
21.U04	D	21,000	-	U. S. Department of Treasury			WPSP-Data Analytics Boot Camp
21.U05	D	14,000	-	U. S. Department of Treasury			WPSP-FinTech Boot Camp
21.U06	D	49,422	-	U. S. Department of Treasury			WPSP-HR Learning & Development
21.U07	D	49,380	-	U. S. Department of Treasury			WPSP-Management Certificate
21.U08	D	48,020	-	U. S. Department of Treasury			WPSP-Medical Coding Certificate
21.U09	D	48,675	-	U. S. Department of Treasury			WPSP-Paralegal Certificate
		3,003,545,899	961,533,828	Total - Other Programs - U. S. Department of the Treasury Internal Revenue Service (IRS)			
U. S. Appalachian Regional Commission							
23.001	D	283,346	-	Appalachian Regional Development (See individual Appalachian Programs)			
23.002	D	858,153	-	Appalachian Area Development			
23.011	D	637,594	533,326	Appalachian Research, Technical Assistance, and Demonstration Projects			
		1,779,093	533,326	Total - Other Programs - U. S. Appalachian Regional Commission			

SCHEDULE OF EXPENDITURES OF FEDERAL AWARDS (DETAIL)

For the Fiscal Year Ended June 30, 2021

Federal ALN	Direct/ Indirect	Program Expenditures	Amount Provided to Subrecipients	ALN Program Title	Pass-Through Entity Number	Pass-Through Entity Name	Additional Award Information
<u>U. S. Equal Employment Opportunity Commission</u>							
30.U01	D	54,340	-	U. S. Equal Employment Opportunity Commission			45310019C0075P00002
		54,340	-	Total - Other Programs - U. S. Equal Employment Opportunity Commission			
<u>U. S. General Services Administration</u>							
39.003	D	951,078	-	Donation of Federal Surplus Personal Property			
		951,078	-	Total - Other Programs - U. S. General Services Administration			
<u>U. S. National Aeronautics and Space Administration</u>							
43.001	D	10,280	-	Science			
43.003	I	4,684	-	Exploration	NNX16AE53A	National Aeronautics Space Administration	
43.008	D	353,267	58,796	Office of Stem Engagement (OSTEM)			
43.U01	I	49,375	-	U. S. National Aeronautics and Space Administration	LETTER DATED 9-23-03	National Action Council for Minorities in Engineering Inc	G-280155
43.U02	I	50,100	-	U. S. National Aeronautics and Space Administration	190210-19-02-C1	ARCTOS Technology Solution	Implementation of Fringe Projection
43.U03	I	368	-	U. S. National Aeronautics and Space Administration	2975-2019-0696	OptiPro Systems LLC	SBIR: Chromatic Interferometric Pro
43.U04	D	30,900	-	U. S. National Aeronautics and Space Administration			Advance Nanometer CLASS CMM
43.U05	I	365,574	158,124	U. S. National Aeronautics and Space Administration	NASA CAN 2020-02; NASA CAN 2020-01; NASA CAN 2020-03; NASA CAN 2020-04; NASA CAN 2020-05	Pisgah Astronomical Research Institute; Appalachian State University; Cherokee Central Schools; Jackson County NC Schools; Macon County NC Schools	NNX16AB87A
		864,548	216,920	Total - Other Programs - U. S. National Aeronautics and Space Administration			
<u>U. S. National Foundation on the Arts and the Humanities</u>							
45.024	D	63,108	-	Promotion of the Arts Grants to Organizations and Individuals			
45.025	D	1,632,676	1,476,847	Promotion of the Arts Partnership Agreements			
45.129	I	8,050	-	Promotion of the Humanities Federal/State Partnership	18-4	North Carolina Humanities Council	
45.162	D	332,093	-	Promotion of the Humanities Teaching and Learning Resources and Curriculum Development			
45.164	D	113,223	-	Promotion of the Humanities Public Programs			
45.169	D	6,636	-	Promotion of the Humanities Office of Digital Humanities			
45.301	D	55,290	-	Museums for America			
45.309	D	54,186	-	Museum Grants for African American History and Culture			
45.310	D	5,307,019	3,687,693	Grants to States			
45.310	I	4,000	-	Grants to States	NC-19-65	State Library of North Carolina	
45.312	D	253,634	3,187	National Leadership Grants			
		7,829,915	5,167,727	Total - Other Programs - U. S. National Foundation on the Arts and the Humanities			
<u>U. S. National Science Foundation</u>							
47.041	D	825,580	98,246	Engineering			
47.041	I	618	-	Engineering	# 416951G	University of Rochester	
47.041	I	57,728	-	Engineering	100830-1/PO# 92559	Clarkson University	
47.041	I	63,493	-	Engineering	1450417	National Science Foundation	
47.041	I	9,918	-	Engineering	1563224	National Science Foundation	
47.041	I	26,221	-	Engineering	1610250	National Science Foundation	
47.041	I	126,533	-	Engineering	1624572	National Science Foundation	
47.041	I	57,858	-	Engineering	1728554	National Science Foundation	
47.041	I	26,339	-	Engineering	1758638	Impact Bonding	
47.041	I	75,974	-	Engineering	1762415	National Science Foundation	
47.041	I	60,894	-	Engineering	1810174	National Science Foundation	
47.041	I	71,569	-	Engineering	1822026	National Science Foundation	
47.041	I	56,456	-	Engineering	1839812	National Science Foundation	
47.041	I	92,045	-	Engineering	1919233	National Science Foundation	
47.041	I	51,475	-	Engineering	1928813	National Science Foundation	
47.041	I	48,155	-	Engineering	1929896	National Science Foundation	
47.041	I	8,992	-	Engineering	1935393	National Science Foundation	
47.041	I	14,114	-	Engineering	2975-2018-0843	GAMDAN Optics Inc.	
47.041	I	6,251	-	Engineering	417244G	University of Rochester	
47.041	I	52,482	-	Engineering	417462/URFAO:GR5106330	University of Rochester	
47.041	I	3,398	-	Engineering	417463/URFAO: GR510865	University of Rochester	
47.041	I	26,790	-	Engineering	417464 / URFAO: GR106866	University of Rochester	
47.041	I	52,658	-	Engineering	417465 / URFAO: GR5106867	University of Rochester	
47.041	I	40,989	-	Engineering	417592/URFAO:GR510984	University of Rochester	
47.041	I	36,762	-	Engineering	417593/URFAO: GR510983	University of Rochester	
47.041	I	37,619	-	Engineering	417688	University of Rochester	
47.041	I	59,949	-	Engineering	CBET-1933479	National Science Foundation	

SCHEDULE OF EXPENDITURES OF FEDERAL AWARDS (DETAIL)

For the Fiscal Year Ended June 30, 2021

Federal ALN	Direct/ Indirect	Program Expenditures	Amount Provided to Subrecipients	ALN Program Title	Pass-Through Entity Number	Pass-Through Entity Name	Additional Award Information
47.041	I	230,872	-	Engineering	EEC-1519160	National Science Foundation	
47.049	D	661,452	-	Mathematical and Physical Sciences			
47.049	I	12,265	12,265	Mathematical and Physical Sciences	1613261	National Science Foundation	
47.049	I	23,845	-	Mathematical and Physical Sciences	1720245	National Science Foundation	
47.049	I	155,749	-	Mathematical and Physical Sciences	1800331	National Science Foundation	
47.049	I	34,850	-	Mathematical and Physical Sciences	1835688	National Science Foundation	
47.049	I	60,115	-	Mathematical and Physical Sciences	1847144	National Science Foundation	
47.049	I	49,921	-	Mathematical and Physical Sciences	1847770	National Science Foundation	
47.049	I	33,559	-	Mathematical and Physical Sciences	1915829	National Science Foundation	
47.049	I	34,187	-	Mathematical and Physical Sciences	1916170	National Science Foundation	
47.049	I	61,544	-	Mathematical and Physical Sciences	1955619	National Science Foundation	
47.049	I	3,371	-	Mathematical and Physical Sciences	OXY-CURM0039	Occidental College	
47.049	I	94,208	-	Mathematical and Physical Sciences	PT-004-2019	PhysTEC	
47.050	D	163,447	-	Geosciences			
47.050	I	14,560	-	Geosciences	1536530	National Science Foundation	
47.050	I	50,875	24,877	Geosciences	1744864	National Science Foundation	
47.050	I	70,688	-	Geosciences	1839148	National Science Foundation	
47.050	I	160,155	-	Geosciences	1924498	National Science Foundation	
47.070	D	1,149,478	52,616	Computer and Information Science and Engineering			
47.070	I	1,005	-	Computer and Information Science and Engineering	1566321	National Science Foundation	
47.070	I	128,222	-	Computer and Information Science and Engineering	1629913	National Science Foundation	
47.070	I	873,117	595,441	Computer and Information Science and Engineering	1640818	National Science Foundation	
47.070	I	87,078	-	Computer and Information Science and Engineering	1718666	National Science Foundation	
47.070	I	173,427	-	Computer and Information Science and Engineering	1731675	National Science Foundation	
47.070	I	32,020	-	Computer and Information Science and Engineering	1747785	National Science Foundation	
47.070	I	49,151	-	Computer and Information Science and Engineering	1755884	National Science Foundation	
47.070	I	16,401	-	Computer and Information Science and Engineering	1763182	National Science Foundation	
47.070	I	61,825	-	Computer and Information Science and Engineering	1814068	National Science Foundation	
47.070	I	20,845	-	Computer and Information Science and Engineering	1814420	National Science Foundation	
47.070	I	76,678	-	Computer and Information Science and Engineering	1820862	National Science Foundation	
47.070	I	289,217	-	Computer and Information Science and Engineering	1831795	National Science Foundation	
47.070	I	23,404	-	Computer and Information Science and Engineering	1831795	University of North Carolina at Charlotte	
47.070	I	49,559	34,967	Computer and Information Science and Engineering	1840080	National Science Foundation	
47.070	I	68,656	-	Computer and Information Science and Engineering	1852815	National Science Foundation	
47.070	I	86,262	26,597	Computer and Information Science and Engineering	1908843	National Science Foundation	
47.070	I	67,944	-	Computer and Information Science and Engineering	1910696	National Science Foundation	
47.070	I	62,090	-	Computer and Information Science and Engineering	1910727	National Science Foundation	
47.070	I	105,749	-	Computer and Information Science and Engineering	1910844	National Science Foundation	
47.070	I	24,374	23,436	Computer and Information Science and Engineering	1917537	National Science Foundation	
47.070	I	29,779	-	Computer and Information Science and Engineering	1924057	National Science Foundation	
47.070	I	55,025	9,780	Computer and Information Science and Engineering	1932524	National Science Foundation	
47.070	I	3,652	-	Computer and Information Science and Engineering	2001580	National Science Foundation	
47.070	I	93,619	-	Computer and Information Science and Engineering	2015254	National Science Foundation	
47.070	I	76,722	-	Computer and Information Science and Engineering	CCF-1652442	National Science Foundation	
47.070	I	6,069	-	Computer and Information Science and Engineering	CNS-1527390	National Science Foundation	
47.070	I	18,246	-	Computer and Information Science and Engineering	CNS-1757884	National Science Foundation	
47.070	I	2,050	-	Computer and Information Science and Engineering	SUB00002419	University of Florida	
47.074	D	468,914	-	Biological Sciences			
47.074	I	4,760	-	Biological Sciences	14-2657/PO 2000004359	University of South Carolina	
47.074	I	309,310	-	Biological Sciences	1564850	National Science Foundation	
47.074	I	105,660	-	Biological Sciences	1565030	National Science Foundation	
47.074	I	239,769	-	Biological Sciences	1661332	National Science Foundation	
47.074	I	208,987	-	Biological Sciences	1818125	National Science Foundation	
47.074	I	60	-	Biological Sciences	FP00000649-SA002	Virginia Commonwealth University	
47.075	D	520,638	37,117	Social, Behavioral, and Economic Sciences			
47.075	I	43,629	-	Social, Behavioral, and Economic Sciences	1655878	National Science Foundation	
47.075	I	21,448	-	Social, Behavioral, and Economic Sciences	1759714	National Science Foundation	
47.075	I	7,613	-	Social, Behavioral, and Economic Sciences	1912898	National Science Foundation	
47.076	D	6,692,512	333,221	Education and Human Resources			
47.076	I	16,472	-	Education and Human Resources	10000803-004	Purdue University	
47.076	I	123,046	-	Education and Human Resources	1423212	National Science Foundation	
47.076	I	42,433	-	Education and Human Resources	1601452	Riverside Community College District	
47.076	I	55,100	-	Education and Human Resources	1625722	National Science Foundation	
47.076	I	207,778	82,260	Education and Human Resources	1662364	National Science Foundation	

SCHEDULE OF EXPENDITURES OF FEDERAL AWARDS (DETAIL)

For the Fiscal Year Ended June 30, 2021

Federal ALN	Direct/ Indirect	Program Expenditures	Amount Provided to Subrecipients	ALN Program Title	Pass-Through Entity Number	Pass-Through Entity Name	Additional Award Information
47.076	I	22,438	-	Education and Human Resources	1723744	National Science Foundation	
47.076	I	54,258	-	Education and Human Resources	1726809	National Science Foundation	
47.076	I	177,732	-	Education and Human Resources	1742397	National Science Foundation	
47.076	I	74,113	-	Education and Human Resources	1742461	National Science Foundation	
47.076	I	4,123	-	Education and Human Resources	18-0072	University of Arizona	
47.076	I	108,496	-	Education and Human Resources	1820582	National Science Foundation	
47.076	I	85,168	-	Education and Human Resources	1821054	National Science Foundation	
47.076	I	86,848	-	Education and Human Resources	1834034	National Science Foundation	
47.076	I	94,473	-	Education and Human Resources	1837240	National Science Foundation	
47.076	I	99,561	-	Education and Human Resources	1947295	National Science Foundation	
47.076	I	9,596	-	Education and Human Resources	2000867	North Carolina State University	
47.076	I	23,594	-	Education and Human Resources	24436-01	Spellman College	
47.076	I	7,500	-	Education and Human Resources	AWD-20-0816-S0002	East Carolina University	
47.076	I	68,613	-	Education and Human Resources	DRL-1420363	National Science Foundation	
47.076	I	78	-	Education and Human Resources	DUE-1239935	National Science Foundation	
47.079	D	13,556	-	Office of International Science and Engineering			
47.079	I	108	-	Office of International Science and Engineering	OICE-19-65490-0	U.S. Civilian Research and Development Foundation	
47.083	D	34,110	-	Integrative Activities			
47.083	I	397,498	172,900	Integrative Activities	1937010	National Science Foundation	
47.083	I	326,925	211,896	Integrative Activities	1937033	National Science Foundation	
47.U01	I	16,113	-	U. S. National Science Foundation	417686/URFAO: GR511017	University of Rochester	Freeform Optics Metrology Round
47.U02	I	35,712	-	U. S. National Science Foundation	417685/URFAO: GR511016	University of Rochester	Freeform Lens Arrays Phase II
		<u>18,446,929</u>	<u>1,715,619</u>	Total - Other Programs - U. S. National Science Foundation			
<u>U. S. Small Business Administration</u>							
59.037	D	5,831,381	-	Small Business Development Centers			
59.037	I	270,767	-	Small Business Development Centers	BPM 2020-2	Small Business Technology Center	
59.037	I	80,791	-	Small Business Development Centers	BPM 2021-1	Small Business Technology Center	
59.037	I	385	-	Small Business Development Centers	UNC-C 2019-1 SBA	Small Business and Technology Development Center	
59.044	D	286,396	-	Veterans Outreach Program			
		<u>6,469,720</u>	-	Total - Other Programs - U. S. Small Business Administration			
<u>U. S. Department of Veterans Affairs</u>							
64.005	D	21,390,302	-	Grants to States for Construction of State Home Facilities			
64.028	D	5,258,087	-	Post-9/11 Veterans Educational Assistance			
64.033	D	2,658	-	VA Supportive Services for Veteran Families Program			
64.124	D	407,296	-	All-Volunteer Force Educational Assistance			
64.203	D	611,527	-	Veterans Cemetery Grants Program			
64.U01	I	4,127	-	U. S. Department of Veterans Affairs	2019-1437_IPA	US DEPT OF VETERAN AFFAIRS	2019-1437_IPA
64.U02	D	4,551	-	U. S. Department of Veterans Affairs			Musculoskeletal Injury, Psychologic
		<u>27,678,548</u>	-	Total - Other Programs - U. S. Department of Veterans Affairs			
<u>U. S. Environmental Protection Agency</u>							
66.001	D	2,066,426	-	Air Pollution Control Program Support			
66.032	D	187,001	-	State Indoor Radon Grants			
66.034	D	1,037,994	-	Surveys, Studies, Research, Investigations, Demonstrations, and Special Purpose Activities Relating to the Clean Air Act			
66.040	D	86,358	-	State Clean Diesel Grant Program			
66.204	D	3,183	-	Multipurpose Grants to States and Tribes			
66.419	D	8,383,203	-	Water Pollution Control State, Interstate, and Tribal Program Support			
66.432	D	3,184,444	-	State Public Water System Supervision			
66.433	D	53,214	-	State Underground Water Source Protection			
66.444	D	479,743	-	Lead Testing in School and Child Care Program Drinking Water (SDWA 1464(d))			
66.454	D	247,361	-	Water Quality Management Planning			
66.456	D	727,091	-	National Estuary Program			
66.460	D	3,377,745	-	Nonpoint Source Implementation Grants			
66.461	D	44,137	5,454	Regional Wetland Program Development Grants			
66.462	D	168,899	-	National Wetland Program Development Grants and Five-Star Restoration Training Grant			
66.516	D	5,395	-	P3 Award: National Student Design Competition for Sustainability			
66.516	I	8,454	-	P3 Award: National Student Design Competition for Sustainability	83996101	Environmental Protection Agency	
66.605	D	752,851	-	Performance Partnership Grants			
66.701	D	109,598	-	Toxic Substances Compliance Monitoring Cooperative Agreements			
66.707	D	239,685	-	TSCA Title IV State Lead Grants Certification of Lead-Based Paint Professionals			

SCHEDULE OF EXPENDITURES OF FEDERAL AWARDS (DETAIL)

For the Fiscal Year Ended June 30, 2021

Federal ALN	Direct/ Indirect	Program Expenditures	Amount Provided to Subrecipients	ALN Program Title	Pass-Through Entity Number	Pass-Through Entity Name	Additional Award Information
66.708	D	64,966	-	Pollution Prevention Grants Program			
66.716	I	19,309	-	Research, Development, Monitoring, Public Education, Outreach, Training, Demonstrations, and Studies	2020-1263	Extension Foundation	
66.801	D	2,814,431	-	Hazardous Waste Management State Program Support			
66.802	D	1,579,917	-	Superfund State, Political Subdivision, and Indian Tribe Site-Specific Cooperative Agreements			
66.804	D	665,025	-	Underground Storage Tank (UST) Prevention, Detection, and Compliance Program			
66.805	D	2,714,773	-	Leaking Underground Storage Tank Trust Fund Corrective Action Program			
66.U01	I	12,176	-	U. S. Environmental Protection Agency	2018-0554 IPA	EPA	2018-0554 IPA
		<u>29,033,379</u>	<u>5,454</u>	Total - Other Programs - U. S. Environmental Protection Agency			
<u>U. S. Nuclear Regulatory Commission</u>							
77.008	D	164,392	-	U.S. Nuclear Regulatory Commission Scholarship and Fellowship Program			
		<u>164,392</u>	<u>-</u>	Total - Other Programs - U. S. Nuclear Regulatory Commission			
<u>U. S. Department of Energy</u>							
81.041	D	1,458,778	-	State Energy Program			
81.042	D	4,560,580	4,283,033	Weatherization Assistance for Low-Income Persons			
81.049	I	23,848	-	Office of Science Financial Assistance Program	2019-2600	Inventwood, LLC	
81.057	D	136,991	-	University Coal Research			
81.086	D	219,393	-	Conservation Research and Development			
81.086	I	51,231	-	Conservation Research and Development	2019-3248	E4 Carolinas	
81.086	I	253,453	83,878	Conservation Research and Development	DE-EE0008472	Dept of Energy	
81.086	I	178,154	74,136	Conservation Research and Development	DE-EE0008871	Dept of Energy	
81.087	D	573	573	Renewable Energy Research and Development			
81.087	I	23,395	-	Renewable Energy Research and Development	100035	Portland State University	
81.087	I	38,361	-	Renewable Energy Research and Development	100131	Portland State University	
81.087	I	851,573	573,983	Renewable Energy Research and Development	DE-EE0008774	Dept of Energy	
81.089	D	270,290	-	Fossil Energy Research and Development			
81.117	D	525,004	54,715	Energy Efficiency and Renewable Energy Information Dissemination, Outreach, Training and Technical Analysis/Assistance			
81.119	D	95,999	-	State Energy Program Special Projects			
81.121	D	351,452	-	Nuclear Energy Research, Development and Demonstration			
81.123	D	81,035	-	National Nuclear Security Administration (NNSA) Minority Serving Institutions (MSI) Program			
81.128	I	(1,704)	-	Energy Efficiency and Conservation Block Grant Program (EECBG)	2019-SEEA-111	Southeast Energy Eff Alliance	
81.137	D	181,836	-	Minority Economic Impact			
81.U01	I	1,507	-	U. S. Department of Energy	LETTER DATED 07-17-2018	Kansas City National Security Campus (KCNSC)	G-281024
81.U02	I	21,016	-	U. S. Department of Energy	2020-1315	Cilburn & Associates, LLC	DE-AC02-06CH11357
81.U03	I	54,183	-	U. S. Department of Energy	RELEASE NO 5 UBM 161615	Battelle Energy Alliance, LLC	DE-AC02-05CH11231
81.U04	I	64,532	-	U. S. Department of Energy	309507	Brookhaven Science Associates, LLC	Support for Development of AIERCI
81.U05	D	48,523	-	U. S. Department of Energy			Building BTM Devices and Support
81.U06	I	70,883	-	U. S. Department of Energy	390587	Battelle Memorial Institute	Increasing Distribution System
81.U07	D	7,220	-	U. S. Department of Energy			CAPER - Federal Memberships
81.U08	I	22,847	-	U. S. Department of Energy	195684	Battelle Energy Alliance LLC	LDRD 18A12-132FP IN FY18
81.U09	D	131,094	-	U. S. Department of Energy			Intelligent Power Stages
81.U10	I	43,948	-	U. S. Department of Energy	B632084	Lawrence Livermore Nat'l Lab	Surface Finish Measurement in X-Ray
81.U11	D	56,915	-	U. S. Department of Energy			Low-Cost, Crack-Tolerant, Screen-Pr
81.U12	I	50,862	-	U. S. Department of Energy	4000168055	UT-Battelle, LLC	Coordinated Control and Stability
81.U13	D	81,828	-	U. S. Department of Energy			Non-Contact Dimensional Inspection
81.U14	I	55,107	-	U. S. Department of Energy	B630948	Lawrence Livermore Nat'l Lab	In-process turning metrology and da
81.U15	D	5,244	-	U. S. Department of Energy			Radialene Radicals as Tunable Activ
81.U16	I	20,287	-	U. S. Department of Energy	MOU signed 12/19/2018	Various agencies	CAPER - Federal Memberships
81.U17	D	179,956	-	U. S. Department of Energy			SAM Task Order GFY21
81.U18	I	173,448	-	U. S. Department of Energy	Task Order 4300160260	Consolidated Nuclear Security, LLC	CNS Task Order 4300160260
81.U19	D	35,355	-	U. S. Department of Energy			Surface Finish Measurement in X-Ray
81.U20	I	67,738	-	U. S. Department of Energy	PO N000340727	Honeywell Federal Manufacturing & Technologies, LLC	Enhanced Optical Measurement Tech
81.U21	I	42,950	-	U. S. Department of Energy	B639730	Lawrence Livermore Nat'l Lab	CUDA Code Patterns
		<u>10,535,685</u>	<u>5,070,318</u>	Total - Other Programs - U. S. Department of Energy			
<u>U. S. Department of Education</u>							
84.002	D	32,234,669	30,827,542	Adult Education - Basic Grants to States			
84.010	D	458,665,069	453,130,820	Title I Grants to Local Educational Agencies			
84.010	I	35	-	Title I Grants to Local Educational Agencies	2020-0506	Pamlico County Schools	
84.011	D	4,670,144	3,895,114	Migrant Education State Grant Program			

SCHEDULE OF EXPENDITURES OF FEDERAL AWARDS (DETAIL)

For the Fiscal Year Ended June 30, 2021

Federal ALN	Direct/ Indirect	Program Expenditures	Amount Provided to Subrecipients	ALN Program Title	Pass-Through Entity Number	Pass-Through Entity Name	Additional Award Information
84.013	D	608,942	608,942	Title I State Agency Program for Neglected and Delinquent Children and Youth			
84.016	D	29,048	-	Undergraduate International Studies and Foreign Language Programs			
84.031	D	25,234,233	-	Higher Education Institutional Aid			
84.031	I	27,396	-	Higher Education Institutional Aid	18-0133	Columbus State University	
84.031	I	493	-	Higher Education Institutional Aid	A21-0013-S001	UNC-Pembroke	
84.048	D	44,433,948	24,264,864	Career and Technical Education -- Basic Grants to States			
84.116	D	212,023	-	Fund for the Improvement of Postsecondary Education			
84.120	D	256,163	-	Minority Science and Engineering Improvement			
84.126	D	97,660,451	-	Rehabilitation Services Vocational Rehabilitation Grants to States			
84.129	D	619,269	-	Rehabilitation Long-Term Training			
84.141	D	480,240	-	Migrant Education High School Equivalency Program			
84.144	D	16,741	-	Migrant Education Coordination Program			
84.161	D	327,916	-	Rehabilitation Services Client Assistance Program			
84.169	D	380,461	380,461	Independent Living State Grants			
84.177	D	682,660	-	Rehabilitation Services Independent Living Services for Older Individuals Who are Blind			
84.181	D	12,678,315	1,099,691	Special Education-Grants for Infants and Families			
84.184	I	114,042	-	School Safety National Activities (formerly, Safe and Drug-Free Schools and Communities-National Programs)	S18-X190008	Rockingham County Schools	
84.184	I	5,917	-	School Safety National Activities (formerly, Safe and Drug-Free Schools and Communities-National Programs)	Work Order # 20-0021	Public Schools Of Robeson County	
84.187	D	462,814	-	Supported Employment Services for Individuals with the Most Significant Disabilities			
84.196	D	2,420,040	-	Education for Homeless Children and Youth			
84.200	D	220,059	-	Graduate Assistance in Areas of National Need			
84.224	D	404,082	-	Assistive Technology			
84.282	D	5,555,832	-	Charter Schools			
84.287	D	25,883,780	23,910,045	Twenty-First Century Community Learning Centers			
84.299	D	370,813	-	Indian Education -- Special Programs for Indian Children			
84.299	I	237,806	-	Indian Education -- Special Programs for Indian Children	20-21FEC	Lumbee Tribe	
84.299	I	540,506	-	Indian Education -- Special Programs for Indian Children	S299A180037-20A	Lumbee Land Development, Inc	
84.305	I	34,498	-	Education Research, Development and Dissemination	Agmt dated 02/20/2017	Assoc of Public and Land Grant Universities APLU	
84.323	D	976,637	912,295	Special Education - State Personnel Development			
84.324	I	60,467	-	Research in Special Education	362596	University of Connecticut	
84.324	I	88,923	-	Research in Special Education	FY2018-077	University of Kansas	
84.324	I	152,304	-	Research in Special Education	FY2019-001-M1	University of Kansas	
84.324	I	39,773	-	Research in Special Education	FY2019-013	University of Kansas Center for Research Inc	
84.325	D	2,912,716	775,898	Special Education - Personnel Development to Improve Services and Results for Children with Disabilities			
84.325	I	4,765	-	Special Education - Personnel Development to Improve Services and Results for Children with Disabilities	H325D140004	Dept of Education	
84.325	I	47,758	-	Special Education - Personnel Development to Improve Services and Results for Children with Disabilities	H325D170087	Dept of Education	
84.325	I	56,367	-	Special Education - Personnel Development to Improve Services and Results for Children with Disabilities	H325K140105	Dept of Education	
84.325	I	53,678	-	Special Education - Personnel Development to Improve Services and Results for Children with Disabilities	H325K170082	Dept of Education	
84.326	D	2,691,441	982,776	Special Education Technical Assistance and Dissemination to Improve Services and Results for Children with Disabilities			
84.326	I	215,708	-	Special Education Technical Assistance and Dissemination to Improve Services and Results for Children with Disabilities	A006557004	University of Minnesota	
84.326	I	275,598	10,845	Special Education Technical Assistance and Dissemination to Improve Services and Results for Children with Disabilities	H326E140004	Dept of Education	
84.326	I	258,563	-	Special Education Technical Assistance and Dissemination to Improve Services and Results for Children with Disabilities	H326M180005	Dept of Education	
84.334	D	8,802,476	2,852,041	Gaining Early Awareness and Readiness for Undergraduate Programs			
84.334	I	57,772	-	Gaining Early Awareness and Readiness for Undergraduate Programs	19100053-001	Purdue University	
84.335	D	440,280	8,392	Child Care Access Means Parents in School			
84.336	D	332,089	-	Teacher Quality Partnership Grants			
84.336	I	220,327	-	Teacher Quality Partnership Grants	Subaward No: U336S180027-01	High Point University	
84.358	D	3,607,605	3,440,275	Rural Education			
84.365	D	13,691,662	12,708,492	English Language Acquisition State Grants			
84.367	D	51,745,545	49,858,404	Supporting Effective Instruction State Grants (formerly Improving Teacher Quality State Grants)			
84.369	D	8,604,197	-	Grants for State Assessments and Related Activities			
84.373	I	51,634	-	Special Education Technical Assistance on State Data Collection	6738-S-008	WESTAT	
84.377	D	6,446,800	6,446,564	School Improvement Grants			
84.378	D	85	-	College Access Challenge Grant Program			

SCHEDULE OF EXPENDITURES OF FEDERAL AWARDS (DETAIL)

For the Fiscal Year Ended June 30, 2021

Federal ALN	Direct/ Indirect	Program Expenditures	Amount Provided to Subrecipients	ALN Program Title	Pass-Through Entity Number	Pass-Through Entity Name	Additional Award Information
84.382	D	1,677,556	-	Strengthening Minority-Serving Institutions			
84.403	D	419,740	-	Consolidated Grant to the Outlying Areas			
84.407	D	151,087	22,484	Transition Programs for Students with Intellectual Disabilities into Higher Education			
84.411	D	239,782	-	Education Innovation and Research (formerly Investing in Innovation (i3) Fund)			
84.423	D	2,448,890	786,159	Supporting Effective Educator Development Program			
84.424	D	32,076,208	31,720,772	Student Support and Academic Enrichment Program			
84.425B	D	427,163	427,163	COVID-19 - Education Stabilization Fund			
84.425C	D	20,524,318	18,618,462	COVID-19 - Education Stabilization Fund			
84.425D	D	361,656,085	356,635,943	COVID-19 - Education Stabilization Fund			
84.425E	D	203,674,447	-	COVID-19 - Education Stabilization Fund			
84.425F	D	262,914,615	-	COVID-19 - Education Stabilization Fund			
84.425J	D	77,921,401	-	COVID-19 - Education Stabilization Fund			
84.425L	D	7,322,073	-	COVID-19 - Education Stabilization Fund			
84.425M	D	12,360,055	-	COVID-19 - Education Stabilization Fund			
84.425N	D	658,261	-	COVID-19 - Education Stabilization Fund			
84.425U	D	22,819,854	22,819,854	COVID-19 - Education Stabilization Fund			
84.938	D	1,555,287	1,555,287	Disaster Recovery Assistance for Education			
84.U01	D	128,169	128,169	U. S. Department of Education			National Assessment of Education Progress - NAEP
84.U02	I	2	-	U. S. Department of Education	2020-0532	Craven County Pub. School Sys.	2020-0532
84.U03	I	59	-	U. S. Department of Education	PO# 223727	Wake County Public Sch. Sys.	PO# 223727
84.U04	I	96,253	-	U. S. Department of Education	04898	American Institutes for Research	NTACT/AIR Collaboration to Improve
		<u>1,826,374,880</u>	<u>1,048,827,754</u>	Total - Other Programs - U. S. Department of Education			
<u>U. S. National Archives and Records Administration</u>							
89.003	D	48,553	-	National Historical Publications and Records Grants			
		<u>48,553</u>	<u>-</u>	Total - Other Programs - U. S. National Archives and Records Administration			
<u>U. S. Election Assistance Commission</u>							
90.404	D	24,046,007	9,894,121	2018 HAVA Election Security Grants			
90.500	D	116,355	-	International Broadcasting Independent Grantee Organizations			
		<u>24,162,362</u>	<u>9,894,121</u>	Total - Other Programs - U. S. Election Assistance Commission			
<u>U. S. Department of Health and Human Services</u>							
93.041	D	147,950	147,374	Special Programs for the Aging, Title VII, Chapter 3, Programs for Prevention of Elder Abuse, Neglect, and Exploitation			
93.042	D	535,311	535,311	Special Programs for the Aging, Title VII, Chapter 2, Long Term Care Ombudsman Services for Older Individuals			
93.043	D	711,932	707,321	Special Programs for the Aging, Title III, Part D, Disease Prevention and Health Promotion Services			
93.048	D	797,010	81,988	Special Programs for the Aging, Title IV, and Title II, Discretionary Projects			
93.052	D	6,935,259	5,913,912	National Family Caregiver Support, Title III, Part E			
93.059	D	511,228	-	Training in General, Pediatric, and Public Health Dentistry			
93.069	D	13,149,177	3,720,678	Public Health Emergency Preparedness			
93.070	D	474,989	9,315	Environmental Public Health and Emergency Response			
93.070	I	1,843	-	Environmental Public Health and Emergency Response	2020-014	Gaston County Department of Health	
93.071	D	980,718	881,869	Medicare Enrollment Assistance Program			
93.072	D	245,817	51,089	Lifespan Respite Care Program			
93.074	D	268,378	-	Hospital Preparedness Program (HPP) and Public Health Emergency Preparedness (PHEP) Aligned Cooperative Agreements			
93.079	D	67,850	-	Cooperative Agreements to Promote Adolescent Health through School-Based HIV/STD Prevention and School-Based Surveillance			
93.090	D	40,008	40,008	COVID-19 - Guardianship Assistance			
93.090	D	533,112	529,112	Guardianship Assistance			
93.092	D	1,262,500	958,367	Affordable Care Act (ACA) Personal Responsibility Education Program			
93.103	D	1,706,592	-	Food and Drug Administration Research			
93.110	D	2,504,230	2,208,474	Maternal and Child Health Federal Consolidated Programs			
93.110	I	8,950	-	Maternal and Child Health Federal Consolidated Programs	5H30MC24046-09-00	Hemophilia of Georgia Inc	
93.110	I	808	-	Maternal and Child Health Federal Consolidated Programs	5H30MC24046-10-00	Hemophilia of Georgia Inc	
93.113	D	222,470	-	Environmental Health			
93.113	I	92,547	-	Environmental Health	2-340-0127136-65711L	RTI International	
93.113	I	182,270	-	Environmental Health	3-340-0217136-65799L	Rti International	
93.113	I	26,686	-	Environmental Health	PO# 1001105196	Regents of University of Colorado	
93.116	D	1,632,940	604,816	Project Grants and Cooperative Agreements for Tuberculosis Control Programs			
93.118	D	172,280	172,280	Acquired Immunodeficiency Syndrome (AIDS) Activity			

SCHEDULE OF EXPENDITURES OF FEDERAL AWARDS (DETAIL)

For the Fiscal Year Ended June 30, 2021

Federal ALN	Direct/ Indirect	Program Expenditures	Amount Provided to Subrecipients	ALN Program Title	Pass-Through Entity Number	Pass-Through Entity Name	Additional Award Information
93.118	I	137,606	-	Acquired Immunodeficiency Syndrome (AIDS) Activity	38676916	Mecklenburg County	
93.124	D	70,809	-	Nurse Anesthetist Traineeship			
93.127	D	138,927	-	Emergency Medical Services for Children			
93.130	D	221,170	-	Cooperative Agreements to States/Territories for the Coordination and Development of Primary Care Offices			
93.136	D	9,219,757	4,376,543	Injury Prevention and Control Research and State and Community Based Programs			
93.136	I	81,409	-	Injury Prevention and Control Research and State and Community Based Programs	1K01CE003158-02-00	Center for Prevention Services	
93.142	D	1,876	-	NIEHS Hazardous Waste Worker Health and Safety Training			
93.150	D	511,845	511,845	Projects for Assistance in Transition from Homelessness (PATH)			
93.153	D	622,535	-	Coordinated Services and Access to Research for Women, Infants, Children, and Youth			
93.155	D	11,949	-	Rural Health Research Centers			
93.155	I	21,356	-	Rural Health Research Centers	3210001507-20-253	University of Kentucky Research Foundation	
93.155	I	3,126	-	Rural Health Research Centers	3210001507-20-254	University of Kentucky Research Foundation	
93.165	D	100,000	-	Grants to States for Loan Repayment			
93.172	D	88,807	76,057	Human Genome Research			
93.191	D	415,911	-	Graduate Psychology Education			
93.191	I	140,020	-	Graduate Psychology Education	1 D40HP33371-01-00	Dept of Health and Human Services	
93.197	D	551,487	-	Childhood Lead Poisoning Prevention Projects, State and Local Childhood Lead Poisoning Prevention and Surveillance of Blood Lead Levels in Children			
93.211	D	314,849	8,139	Telehealth Programs			
93.217	D	6,941,172	5,841,726	Family Planning Services			
93.234	D	145,517	-	Traumatic Brain Injury State Demonstration Grant Program			
93.235	D	919,111	-	Title V State Sexual Risk Avoidance Education (Title V State SRAE) Program			
93.236	D	204,887	-	Grants to States to Support Oral Health Workforce Activities			
93.240	D	340,386	-	State Capacity Building			
93.241	D	575,854	313,107	State Rural Hospital Flexibility Program			
93.243	D	6,009,699	2,382,147	Substance Abuse and Mental Health Services Projects of Regional and National Significance			
93.243	I	8,081	-	Substance Abuse and Mental Health Services Projects of Regional and National Significance	012463-003	University of Cincinnati	
93.243	I	3,791	-	Substance Abuse and Mental Health Services Projects of Regional and National Significance	20-130-100726-020	Old Dominion University	
93.243	I	111,212	-	Substance Abuse and Mental Health Services Projects of Regional and National Significance	37205061	Mecklenburg County Health Department	
93.243	I	36,336	-	Substance Abuse and Mental Health Services Projects of Regional and National Significance	5H79TI081046-02	Brunswick County	
93.243	I	10,661	-	Substance Abuse and Mental Health Services Projects of Regional and National Significance	CARDINAL PFS CUMBERLAND	Insight Human Services	
93.243	I	10,661	-	Substance Abuse and Mental Health Services Projects of Regional and National Significance	CARDINAL PFS FORSYTH	Insight Human Services	
93.247	D	872,582	-	Advanced Nursing Education Workforce Grant Program			
93.251	D	186,138	-	Early Hearing Detection and Intervention			
93.262	D	177,380	38,730	Occupational Safety and Health Program			
93.262	I	2,696	-	Occupational Safety and Health Program	Email dated 10/16/19	University of Kentucky	
93.268	D	26,959,359	16,840,845	COVID-19 - Immunization Cooperative Agreements			
93.268	D	158,231,139	4,093,494	Immunization Cooperative Agreements			
93.270	D	440,436	12,854	Viral Hepatitis Prevention and Control			
93.273	D	26,635	-	Alcohol Research Programs			
93.276	D	100,980	-	Drug-Free Communities Support Program Grants			
93.279	D	2,671	-	Drug Abuse and Addiction Research Programs			
93.279	I	30,439	-	Drug Abuse and Addiction Research Programs	11000811-002	Purdue University	
93.286	I	36,085	-	Discovery and Applied Research for Technological Innovations to Improve Human Health	18-0756-001	Ball State University	
93.286	I	84,325	-	Discovery and Applied Research for Technological Innovations to Improve Human Health	1R15EB028576-01	National Institutes of Health	
93.297	D	221,435	160,253	Teenage Pregnancy Prevention Program			
93.301	D	1,433,389	1,433,389	COVID-19 - Small Rural Hospital Improvement Grant Program			
93.301	D	438,591	432,621	Small Rural Hospital Improvement Grant Program			
93.305	D	44,535	38,524	PPHF 2018: Office of Smoking and Health-National State-Based Tobacco Control Programs-Financed in part by 2018 Prevention and Public Health funds (PPHF)			
93.307	D	40,283	-	Minority Health and Health Disparities Research			
93.307	I	23,337	-	Minority Health and Health Disparities Research	127687 G003655	USDHHS via Washington State University	
93.314	D	78,806	-	Early Hearing Detection and Intervention Information System (EHDI-IS) Surveillance Program			
93.323	D	205,967,866	47,460,289	COVID-19 - Epidemiology and Laboratory Capacity for Infectious Diseases (ELC)			

SCHEDULE OF EXPENDITURES OF FEDERAL AWARDS (DETAIL)

For the Fiscal Year Ended June 30, 2021

Federal ALN	Direct/ Indirect	Program Expenditures	Amount Provided to Subrecipients	ALN Program Title	Pass-Through Entity Number	Pass-Through Entity Name	Additional Award Information
93.323	D	2,784,989	650,229	Epidemiology and Laboratory Capacity for Infectious Diseases (ELC)			
93.323	I	26,300	-	Epidemiology and Laboratory Capacity for Infectious Diseases (ELC)	4189	USDHHS	
93.324	D	1,549,362	720,209	State Health Insurance Assistance Program			
93.327	D	44,627	-	Demonstration Grants for Domestic Victims of Human Trafficking			
93.334	D	34,773	-	The Healthy Brain Initiative: Technical Assistance to Implement Public Health Actions related to Cognitive Health, Cognitive Impairment, and Caregiving at the State and Local Levels			
93.336	D	361,229	-	Behavioral Risk Factor Surveillance System			
93.350	D	93,571	-	National Center for Advancing Translational Sciences			
93.350	I	2,788	-	National Center for Advancing Translational Sciences	A20-0022	Wake Forest	
93.351	D	50,080	-	Research Infrastructure Programs			
93.354	D	5,987,835	4,163,374	COVID-19 - Public Health Emergency Response: Cooperative Agreement for Emergency Response: Public Health Crisis Response			
93.359	D	1,336,876	260,018	Nurse Education, Practice Quality and Retention Grants			
93.361	D	62,079	828	Nursing Research			
93.387	D	2,159,338	536,666	National and State Tobacco Control Program			
93.389	I	363,069	-	National Center for Research Resources	2R01GM103463-06A1	National Institutes of Health	
93.393	D	175,642	67,784	Cancer Cause and Prevention Research			
93.393	I	354,437	51,541	Cancer Cause and Prevention Research	1U01CA235507-01	National Institutes of Health	
93.393	I	369,586	-	Cancer Cause and Prevention Research	5R01CA225637-01	National Institutes of Health	
93.395	I	62,981	-	Cancer Treatment Research	1R15CA238864-01	National Institutes of Health	
93.396	I	46,605	-	Cancer Biology Research	1R15CA208773-01A1	National Institutes of Health	
93.413	D	152,383	-	The State Flexibility to Stabilize the Market Grant Program			
93.421	D	23,636	-	Strengthening Public Health Systems and Services through National Partnerships to Improve and Protect the Nation's Health			
93.426	D	2,087,754	312,612	Improving the Health of Americans through Prevention and Management of Diabetes and Heart Disease and Stroke			
93.433	I	3,547	-	ACL National Institute on Disability, Independent Living, and Rehabilitation Research	PO# WA00916590	University of Massachusetts	
93.434	D	3,855,674	285,697	Every Student Succeeds Act/Preschool Development Grants			
93.435	D	1,025,105	811,374	Innovative State and Local Public Health Strategies to prevent and Manage Diabetes and Heart Disease and Stroke-			
93.436	D	781,227	309,910	Well-Integrated Screening and Evaluation for Women Across the Nation (WISEWOMAN)			
93.439	D	723,821	289,697	State Physical Activity and Nutrition (SPAN)			
93.478	D	369,913	178,896	Preventing Maternal Deaths: Supporting Maternal Mortality Review Committees			
93.498	D	45,394,087	-	COVID-19 - Provider Relief Fund			
93.556	D	10,910,947	5,791,883	MaryLee Allen Promoting Safe and Stable Families Program			
93.558	D	294,824,009	257,123,836	Temporary Assistance for Needy Families			
93.560	D	(6,362)	-	Payments to Territories – Adults			
93.563	D	116,992,719	101,553,298	Child Support Enforcement			
93.566	D	137,525	137,525	COVID-19 - Refugee and Entrant Assistance State/Replacement Designee Administered Programs			
93.566	D	4,437,563	2,960,398	Refugee and Entrant Assistance State/Replacement Designee Administered Programs			
93.568	D	20,458,052	20,458,052	COVID-19 - Low-Income Home Energy Assistance			
93.568	D	91,250,585	89,932,705	Low-Income Home Energy Assistance			
93.569	D	1,983,841	1,972,805	COVID-19 - Community Services Block Grant			
93.569	D	29,150,368	28,777,678	Community Services Block Grant			
93.586	D	395,174	-	State Court Improvement Program			
93.590	D	1,260,500	994,882	Community-Based Child Abuse Prevention Grants			
93.597	D	181,229	-	Grants to States for Access and Visitation Programs			
93.599	D	557,514	557,514	Chafee Education and Training Vouchers Program (ETV)			
93.603	D	279,011	-	Adoption and Legal Guardianship Incentive Payments			
93.630	D	1,968,661	936,482	Developmental Disabilities Basic Support and Advocacy Grants			
93.643	D	475,053	203,540	Children's Justice Grants to States			
93.645	D	262,004	-	COVID-19 - Stephanie Tubbs Jones Child Welfare Services Program			
93.645	D	8,854,530	154,441	Stephanie Tubbs Jones Child Welfare Services Program			
93.658	D	35,053,936	2,819,268	COVID-19 - Foster Care Title IV-E			
93.658	D	68,693,065	41,308,834	Foster Care Title IV-E			
93.659	D	5,603,941	5,258,934	Adoption Assistance			
93.659	D	62,759,636	-	COVID-19 - Adoption Assistance			
93.665	D	349,464	-	COVID-19 - Emergency Grants to Address Mental and Substance Use Disorders During COVID-19			
93.667	D	69,867,835	8,338,136	Social Services Block Grant			
93.669	D	1,029,290	18,000	Child Abuse and Neglect State Grants			
93.671	D	3,136,541	2,961,992	Family Violence Prevention and Services/Domestic Violence Shelter and Supportive Services			

SCHEDULE OF EXPENDITURES OF FEDERAL AWARDS (DETAIL)

For the Fiscal Year Ended June 30, 2021

Federal	Direct/	Program	Amount				
ALN	Indirect	Expenditures	Provided to Subrecipients	ALN Program Title	Pass-Through Entity Number	Pass-Through Entity Name	Additional Award Information
93.674	D	3,506,427	172,228	John H. Chafee Foster Care Program for Successful Transition to Adulthood			
93.686	D	26,274	-	Ending the HIV Epidemic: A Plan for America — Ryan White HIV/AIDS Program Parts A and B			
93.732	D	1,287,506	-	Mental and Behavioral Health Education and Training Grants			
93.732	I	373,670	-	Mental and Behavioral Health Education and Training Grants	1M01HP313171-01-00	Dept of Health and Human Services	
93.738	I	13,992	-	PPHF: Racial and Ethnic Approaches to Community Health Program financed solely by Public Prevention and Health Funds	Agreement Dated 05/22/2020	Rosedale Assistance and Opportunities	
93.761	D	27,487	-	Evidence-Based Falls Prevention Programs Financed Solely by Prevention and Public Health Funds (PPHF)			
93.767	D	27,214,484	402,563	COVID-19 - Children's Health Insurance Program			
93.767	D	500,585,589	7,444,090	Children's Health Insurance Program			
93.779	D	3,186	-	Centers for Medicare and Medicaid Services (CMS) Research, Demonstrations and Evaluations			
93.788	D	31,770,734	12,187	Opioid STR			
93.791	D	219,874	-	COVID-19 - Money Follows the Person Rebalancing Demonstration			
93.791	D	7,196,731	-	Money Follows the Person Rebalancing Demonstration			
93.800	D	228,851	49,206	Organized Approaches to Increase Colorectal Cancer Screening			
93.817	D	13,137	-	COVID-19 - Hospital Preparedness Program (HPP) Ebola Preparedness and Response Activities			
93.817	D	1,321,079	782,937	Hospital Preparedness Program (HPP) Ebola Preparedness and Response Activities			
93.829	D	42,736	-	Section 223 Demonstration Programs to Improve Community Mental Health Services			
93.837	D	4,305	-	Cardiovascular Diseases Research			
93.837	I	132,101	-	Cardiovascular Diseases Research	5K01HL140288-02	National Institutes of Health	
93.846	D	102,520	-	Arthritis, Musculoskeletal and Skin Diseases Research			
93.847	D	4,408	-	Diabetes, Digestive, and Kidney Diseases Extramural Research			
93.847	I	38,721	-	Diabetes, Digestive, and Kidney Diseases Extramural Research	100710-118241	Wake Forest	
93.847	I	1,014	-	Diabetes, Digestive, and Kidney Diseases Extramural Research	100710-118261	Wake Forest	
93.847	I	24,565	-	Diabetes, Digestive, and Kidney Diseases Extramural Research	FY21.001.023_AMD6	USDHHS via University of Colorado	
93.847	I	45,261	-	Diabetes, Digestive, and Kidney Diseases Extramural Research	VUMC 62470	Vanderbilt University	
93.853	D	62,308	-	Extramural Research Programs in the Neurosciences and Neurological Disorders			
93.853	I	74,394	-	Extramural Research Programs in the Neurosciences and Neurological Disorders	2117-209-2013228	Clemson University	
93.855	D	94,588	-	Allergy and Infectious Diseases Research			
93.855	I	105,851	19,440	Allergy and Infectious Diseases Research	1R15AI138002-01	National Institutes of Health	
93.855	I	23,106	-	Allergy and Infectious Diseases Research	60053372 UNCC	Northwestern University	
93.859	D	1,448,990	66,237	Biomedical Research and Research Training			
93.859	I	28,155	-	Biomedical Research and Research Training	1F31GM130065-01	National Institutes of Health	
93.859	I	479,942	109,281	Biomedical Research and Research Training	1R01GM120487-01A1	National Institutes of Health	
93.859	I	184,104	-	Biomedical Research and Research Training	1R01GM121927-01	National Institutes of Health	
93.859	I	34,092	-	Biomedical Research and Research Training	1R15GM120715-01	National Institutes of Health	
93.859	I	112,793	-	Biomedical Research and Research Training	1R15GM122029-01	National Institutes of Health	
93.859	I	180,872	-	Biomedical Research and Research Training	1R15GM128066-01	National Institutes of Health	
93.859	I	80,233	-	Biomedical Research and Research Training	1R15GM128100-01	National Institutes of Health	
93.859	I	80,333	-	Biomedical Research and Research Training	1R15GM129678-01	National Institutes of Health	
93.859	I	43,584	25,477	Biomedical Research and Research Training	1R25GM128571-01	National Institutes of Health	
93.859	I	326,343	-	Biomedical Research and Research Training	1R35GM133376-01	National Institutes of Health	
93.859	I	3,392	-	Biomedical Research and Research Training	2018_006	Bowdoin College	
93.859	I	242,453	-	Biomedical Research and Research Training	R01GM123251	National Institutes of Health	
93.865	D	48,969	-	Child Health and Human Development Extramural Research			
93.866	D	35,589	-	Aging Research			
93.866	I	150,431	-	Aging Research	1R15AG059236-01A	National Institutes of Health	
93.866	I	60,542	-	Aging Research	213-101720-441400	Wake Forest	
93.866	I	275	-	Aging Research	246-100730-550064	Wake Forest	
93.866	I	211,017	-	Aging Research	4R00AG053412-03	National Institutes of Health	
93.870	D	3,414,854	2,524,232	Maternal, Infant and Early Childhood Home Visiting Grant			
93.879	D	132,245	50,286	Medical Library Assistance			
93.881	D	226,269	-	The Health Insurance Enforcement and Consumer Protections Grant Program			
93.884	D	614,719	5,000	Grants for Primary Care Training and Enhancement			
93.889	D	479,542	425,195	COVID-19 - National Bioterrorism Hospital Preparedness Program			
93.889	D	5,775,971	4,724,660	National Bioterrorism Hospital Preparedness Program			
93.898	D	4,442,431	1,914,073	Cancer Prevention and Control Programs for State, Territorial and Tribal Organizations			
93.913	D	167,451	-	Grants to States for Operation of State Offices of Rural Health			
93.917	D	48,365,355	34,274,408	HIV Care Formula Grants			
93.918	D	940,096	-	Grants to Provide Outpatient Early Intervention Services with Respect to HIV Disease			
93.926	D	2,146,938	1,274,773	Healthy Start Initiative			
93.940	D	9,816,669	3,184,664	HIV Prevention Activities Health Department Based			

SCHEDULE OF EXPENDITURES OF FEDERAL AWARDS (DETAIL)

For the Fiscal Year Ended June 30, 2021

Federal ALN	Direct/ Indirect	Program Expenditures	Amount Provided to Subrecipients	ALN Program Title	Pass-Through Entity Number	Pass-Through Entity Name	Additional Award Information
93.944	D	489,006	-	Human Immunodeficiency Virus (HIV)/Acquired Immunodeficiency Virus Syndrome (AIDS) Surveillance			
93.946	D	131,700	-	Cooperative Agreements to Support State-Based Safe Motherhood and Infant Health Initiative Programs			
93.958	D	19,522,195	18,180,892	Block Grants for Community Mental Health Services			
93.959	D	39,304,627	29,018,664	Block Grants for Prevention and Treatment of Substance Abuse			
93.959	I	65,792	-	Block Grants for Prevention and Treatment of Substance Abuse	UTA21-000032	University Of Texas - Austin	
93.977	D	2,426,671	5,522	Sexually Transmitted Diseases (STD) Prevention and Control Grants			
93.981	D	492,722	-	Improving Student Health and Academic Achievement through Nutrition, Physical Activity and the Management of Chronic Conditions in Schools			
93.982	D	807,468	-	COVID-19 - Mental Health Disaster Assistance and Emergency Mental Health			
93.982	D	975,910	-	Mental Health Disaster Assistance and Emergency Mental Health			
93.991	D	3,682,589	3,040,616	Preventive Health and Health Services Block Grant			
93.994	D	16,804,521	14,796,867	Maternal and Child Health Services Block Grant to the States			
93.U01	D	198,324	-	U. S. Department of Health and Human Services			#HHSF223201810132C
93.U02	D	224,519	-	U. S. Department of Health and Human Services			#HHSF223201810167C
93.U03	D	123,898	-	U. S. Department of Health and Human Services			Drug and Alcohol Services Information System
93.U04	I	21,523	-	U. S. Department of Health and Human Services	2021-0022	Centers for Disease Control & Prevention	75F40119P10174
93.U05	I	125,536	19,219	U. S. Department of Health and Human Services	7R01AG049024-07	National Institutes of Health	Cadence Adults Cadence and Intensity
		<u>2,097,949,263</u>	<u>804,004,232</u>	Total - Other Programs - U. S. Department of Health and Human Services			
<u>U. S. Corporation for National and Community Service</u>							
94.002	D	164,689	-	Retired and Senior Volunteer Program			
94.003	D	440,519	-	State Commissions			
94.006	D	4,442,880	4,442,880	AmeriCorps			
94.006	I	868,344	-	AmeriCorps	2019-3079	College Advising Corps	
94.009	D	290,232	-	Training and Technical Assistance			
94.019	D	426,763	420,942	Social Innovation Fund			
94.019	I	165,159	-	Social Innovation Fund	CONTRACT NO.303:17/18-001	Nc Partnership For Children	
94.021	D	21,090	21,090	Volunteer Generation Fund			
		<u>6,819,676</u>	<u>4,884,912</u>	Total - Other Programs - U. S. Corporation for National and Community Service			
<u>U. S. Social Security Administration</u>							
96.008	D	228,229	-	Social Security - Work Incentives Planning and Assistance Program			
		<u>228,229</u>	-	Total - Other Programs - U. S. Social Security Administration			
<u>U. S. Department of Homeland Security</u>							
97.005	I	162,150	-	State and Local Homeland Security National Training Program	FY16-00097-S01-NCCU, FY17-0052-S01-NCCU, FY18-0075-S01-NCCU, FY19-00048-S01-NCCU	Rural Domestic Preparedness	
97.008	D	249,651	249,651	Non-Profit Security Program			
97.012	D	2,294,632	-	Boating Safety Financial Assistance			
97.023	D	418,600	-	Community Assistance Program State Support Services Element (CAP-SSSE)			
97.029	D	1,318,652	1,181,871	Flood Mitigation Assistance			
97.032	D	417,669	-	Crisis Counseling			
97.036	D	266,309,280	20,846,588	COVID-19 Disaster Grants - Public Assistance (Presidentially Declared Disasters)			
97.036	D	236,393,891	124,720,163	Disaster Grants - Public Assistance (Presidentially Declared Disasters)			
97.039	D	11,411,320	9,416,339	Hazard Mitigation Grant			
97.041	D	257,187	-	National Dam Safety Program			
97.042	D	1,159,647	-	Emergency Management Performance Grants			
97.043	D	380,205	-	State Fire Training Systems Grants			
97.045	D	4,430,559	-	Cooperating Technical Partners			
97.047	D	346,309	13,636	Pre-Disaster Mitigation			
97.050	D	625,380,982	-	COVID-19 Presidential Declared Disaster Assistance to Individuals and Households - Other Needs			
97.056	D	57,185	-	Port Security Grant Program			
97.061	I	342	-	Centers for Homeland Security	E2042937/ RC108504 ECU	Michigan State Univ	
97.067	D	6,573,005	4,238,586	Homeland Security Grant Program			
97.082	D	6,381	-	Earthquake Consortium			
97.083	I	8,302	-	Staffing for Adequate Fire and Emergency Response (SAFER)	Dated 05/06/2020	International Association of Fire Chiefs Inc	
97.088	D	1,545,967	-	Disaster Assistance Projects			
97.104	D	28,741	-	Homeland Security-related Science, Technology, Engineering and Mathematics (HS STEM) Career Development Program			
		<u>1,159,150,657</u>	<u>160,666,834</u>	Total - Other Programs - U. S. Department of Homeland Security			

SCHEDULE OF EXPENDITURES OF FEDERAL AWARDS (DETAIL)

For the Fiscal Year Ended June 30, 2021

Federal ALN	Direct/ Indirect	Program Expenditures	Amount Provided to Subrecipients	ALN Program Title	Pass-Through Entity Number	Pass-Through Entity Name	Additional Award Information
<u>U. S. Agency for International Development</u>							
98.001	I	54,993	-	USAID Foreign Assistance for Programs Overseas	F9000735402049/50	Purdue University	
98.001	I	37,480	-	USAID Foreign Assistance for Programs Overseas	F9000735402058	Purdue University	
98.U01	I	(55)	-	U. S. Agency for International Development	RC102095BHEARD-MALAWI	Michigan State University	RC102095BHEARD-MALAWI
		<u>92,418</u>	<u>-</u>	Total - Other Programs - U. S. United States Agency for International Development			
<u>Other Federal Assistance</u>							
99.U01	D	112,344	-	Miscellaneous			State Agreement with Single State Agencies
99.U02	D	60,586	-	Miscellaneous			program year 2021
		<u>172,930</u>	<u>-</u>	Total - Other Programs - Miscellaneous			
		<u>17,274,771,497</u>	<u>3,417,239,585</u>	Total - Other Programs			
		<u>\$ 39,199,467,244</u>	<u>\$ 5,185,161,200</u>	Total Expenditures of Federal Awards			

N/A = Not Available

D = Direct Federal Assistance - Assistance received directly from the federal government or received in a pass-through relationship from other State entities.

I = Indirect Federal Assistance - Assistance received in a pass-through relationship from entities other than the federal government or other State entities.

The accompanying notes are an integral part of this schedule.

SCHEDULE OF EXPENDITURES OF FEDERAL AWARDS (BY STATE AGENCY)

For the Fiscal Year Ended June 30, 2021

Federal ALN	Direct/ Indirect	Program Expenditures	ALN Program Title	Pass-Through Entity Number	Pass-Through Entity Name	Additional Award Information
Primary Government						
<u>N. C. Administrative Office of the Courts</u>						
16.540	D	\$ 85,616	Juvenile Justice and Delinquency Prevention			
16.585	D	22,594	Drug Court Discretionary Grant Program			
16.585	I	56,422	Drug Court Discretionary Grant Program	2019-DC-BX-0035	Washington County	
16.585	I	162,744	Drug Court Discretionary Grant Program	2019-DC-BX-0128	Harnett County	
16.585	I	4,742	Drug Court Discretionary Grant Program	2020-VC-BX-0118	Catawba County	
16.585	I	18,543	Drug Court Discretionary Grant Program	2020-VC-BX-0129	City of Winston-Salem	
16.590	D	151,718	Grants to Encourage Arrest Policies and Enforcement of Protection Orders Program			
16.756	I	57,200	Court Appointed Special Advocates	NC10837-18-0720-M2	National CASA	
16.820	D	168,946	Postconviction Testing of DNA Evidence			
16.833	I	80,193	National Sexual Assault Kit Initiative	2019-AK-BX-0010	City of Durham	
16.836	D	108,615	Indigent Defense			
93.243	I	36,336	Substance Abuse and Mental Health Services Projects of Regional and National Significance	5H79T1081046-02	Brunswick County	
93.586	D	395,174	State Court Improvement Program			
		<u>1,348,843</u>	Total - N. C. Administrative Office of the Courts			
<u>N. C. Community College System</u>						
17.285	D	771,090	Apprenticeship USA Grants			
84.002	D	32,234,669	Adult Education - Basic Grants to States			
		<u>33,005,759</u>	Total - N. C. Community College System			
<u>N. C. Department of Administration</u>						
14.871	D	4,914,079	Section 8 Housing Choice Vouchers			
17.265	D	290,841	Native American Employment and Training			
39.003	D	951,078	Donation of Federal Surplus Personal Property			
93.327	D	44,627	Demonstration Grants for Domestic Victims of Human Trafficking			
93.671	D	3,136,541	Family Violence Prevention and Services/Domestic Violence Shelter and Supportive Services			
		<u>9,337,166</u>	Total - N. C. Department of Administration			
<u>N. C. Department of Agriculture and Consumer Services</u>						
10.025	D	1,739,698	Plant and Animal Disease, Pest Control, and Animal Care			
10.163	D	137,510	Market Protection and Promotion			
10.170	D	1,058,703	Specialty Crop Block Grant Program - Farm Bill			
10.178	D	33,174,682	Trade Mitigation Program Eligible Recipient Agency Operational Funds			
10.203	D	400,130	Payments to Agricultural Experiment Stations Under the Hatch Act			
10.250	D	124,067	Agricultural and Rural Economic Research, Cooperative Agreements and Collaborations			
10.304	D	7,200	Homeland Security Agricultural			
10.475	D	3,798,107	Cooperative Agreements with States for Intrastate Meat and Poultry Inspection			
10.479	D	44,743	Food Safety Cooperative Agreements			
10.555	D	48,913,845	National School Lunch Program			
10.560	D	2,367,741	State Administrative Expenses for Child Nutrition			
10.565	D	4,637,499	Commodity Supplemental Food Program			
10.568	D	9,728,677	Emergency Food Assistance Program (Administrative Costs)			
10.569	D	33,535,556	Emergency Food Assistance Program (Food Commodities)			
10.652	D	492,222	Forestry Research			
10.664	D	3,069,494	Cooperative Forestry Assistance			
10.676	D	4,406	Forest Legacy Program			
10.678	D	22,006	Forest Stewardship Program			
10.680	D	436,114	Forest Health Protection			
10.683	D	55,050	National Fish and Wildlife Foundation			
10.902	D	25,776	Soil and Water Conservation			
10.U01	D	940,766	U. S. Department of Agriculture			Phytosanitary Fees
12.U01	D	1,511,423	U. S. Department of Defense			#DCBR-CA-11
15.615	D	101,290	Cooperative Endangered Species Conservation Fund			
66.605	D	666,007	Performance Partnership Grants			
93.103	D	1,519,896	Food and Drug Administration Research			
93.U01	D	198,324	U. S. Department of Health and Human Services			#HHSF223201810132C
93.U02	D	224,519	U. S. Department of Health and Human Services			#HHSF223201810167C
		<u>148,935,451</u>	Total - N. C. Department of Agriculture and Consumer Services			

SCHEDULE OF EXPENDITURES OF FEDERAL AWARDS (BY STATE AGENCY)

For the Fiscal Year Ended June 30, 2021

Federal ALN	Direct/ Indirect	Program Expenditures	ALN Program Title	Pass-Through Entity Number	Pass-Through Entity Name	Additional Award Information
<u>N. C. Department of Commerce</u>						
12.610	D	73,236	Community Economic Adjustment Assistance for Compatible Use and Joint Land Use Studies			
14.228	D	43,739,500	COVID-19 - Community Development Block Grants/State's program and Non-Entitlement Grants in Hawaii			
14.228	D	36,749,704	Community Development Block Grants/State's program and Non-Entitlement Grants in Hawaii			
17.002	D	1,474,459	Labor Force Statistics			
17.207	D	26,507,000	Employment Service/Wagner-Peyser Funded Activities			
17.225	D	6,333,275,817	COVID-19 - Unemployment Insurance			
17.225	D	1,075,850,832	Unemployment Insurance			
17.245	D	2,366,192	Trade Adjustment Assistance			
17.258	D	31,184,572	WIOA Adult Program			
17.259	D	26,310,232	WIOA Youth Activities			
17.261	D	388,890	WIOA Pilots, Demonstrations, and Research Projects			
17.271	D	563,858	Work Opportunity Tax Credit Program (WOTC)			
17.273	D	510,315	Temporary Labor Certification for Foreign Workers			
17.277	D	1,568,377	COVID-19 - WIOA National Dislocated Worker Grants / WIA National Emergency Grants			
17.277	D	493,705	WIOA National Dislocated Worker Grants / WIA National Emergency Grants			
17.278	D	29,856,078	WIOA Dislocated Worker Formula Grants			
17.281	D	1,267,104	WIOA Dislocated Worker National Reserve Technical Assistance and Training			
17.801	D	5,848,356	Jobs for Veterans State Grants			
20.700	D	708,212	Pipeline Safety Program State Base Grant			
23.011	D	632,594	Appalachian Research, Technical Assistance, and Demonstration Projects			
97.050	D	625,380,982	COVID-19 - Presidential Declared Disaster Assistance to Individuals and Households -Other Needs			
		8,244,750,015	Total - N. C. Department of Commerce			
<u>N. C. Department of Environmental Quality</u>						
10.923	D	668,550	Emergency Watershed Protection Program			
11.407	D	52,274	Interjurisdictional Fisheries Act of 1986			
11.419	D	2,652,171	Coastal Zone Management Administration Awards			
11.420	D	788,002	Coastal Zone Management Estuarine Research Reserves			
11.434	D	116,907	Cooperative Fishery Statistics			
11.435	D	90,881	Southeast Area Monitoring and Assessment Program			
11.439	D	99,898	Marine Mammal Data Program			
11.473	D	32,083	Office for Coastal Management			
11.474	D	211,798	Atlantic Coastal Fisheries Cooperative Management Act			
15.605	D	2,853,754	Sport Fish Restoration			
15.616	D	29,087	Clean Vessel Act			
15.622	D	131,948	Sportfishing and Boating Safety Act			
15.808	D	32,174	U.S. Geological Survey Research and Data Collection			
15.810	D	179,370	National Cooperative Geologic Mapping			
15.814	D	23,146	National Geological and Geophysical Data Preservation			
66.001	D	2,066,426	Air Pollution Control Program Support			
66.034	D	1,037,994	Surveys, Studies, Research, Investigations, Demonstrations, and Special Purpose Activities Relating to the Clean Air Act			
66.040	D	86,358	State Clean Diesel Grant Program			
66.419	D	8,383,203	Water Pollution Control State, Interstate, and Tribal Program Support			
66.432	D	3,184,444	State Public Water System Supervision			
66.433	D	53,214	State Underground Water Source Protection			
66.454	D	247,361	Water Quality Management Planning			
66.456	D	727,091	National Estuary Program			
66.458	D	28,590,000	Capitalization Grants for Clean Water State Revolving Funds			
66.460	D	3,377,745	Nonpoint Source Implementation Grants			
66.462	D	168,899	National Wetland Program Development Grants and Five-Star Restoration Training Grant			
66.468	D	28,543,553	Capitalization Grants for Drinking Water State Revolving Funds			
66.708	D	64,966	Pollution Prevention Grants Program			
66.801	D	2,814,431	Hazardous Waste Management State Program Support			
66.802	D	1,579,917	Superfund State, Political Subdivision, and Indian Tribe Site-Specific Cooperative Agreements			
66.804	D	665,025	Underground Storage Tank (UST) Prevention, Detection, and Compliance Program			
66.805	D	2,714,773	Leaking Underground Storage Tank Trust Fund Corrective Action Program			
81.041	D	1,458,778	State Energy Program			
81.042	D	4,560,580	Weatherization Assistance for Low-Income Persons			

SCHEDULE OF EXPENDITURES OF FEDERAL AWARDS (BY STATE AGENCY)

For the Fiscal Year Ended June 30, 2021

Federal ALN	Direct/ Indirect	Program Expenditures	ALN Program Title	Pass-Through Entity Number	Pass-Through Entity Name	Additional Award Information
81.119	D	95,999	State Energy Program Special Projects			
97.041	D	257,187	National Dam Safety Program			
		<u>98,639,987</u>	Total - N. C. Department of Environmental Quality			
<u>N. C. Department of Health and Human Services</u>						
10.542	D	855,222,042	COVID-19 - Pandemic EBT Food Benefits			
10.551	D	887,569,883	COVID-19 - Supplemental Nutrition Assistance Program			
10.551	D	2,519,288,688	Supplemental Nutrition Assistance Program			
10.557	D	15,600,600	COVID-19 - WIC Special Supplemental Nutrition Program for Women, Infants, and Children			
10.557	D	134,390,490	WIC Special Supplemental Nutrition Program for Women, Infants, and Children			
10.558	D	18,147,981	COVID-19 - Child and Adult Care Food Program			
10.558	D	65,904,386	Child and Adult Care Food Program			
10.560	D	2,721,679	State Administrative Expenses for Child Nutrition			
10.561	D	133,375,687	State Administrative Matching Grants for the Supplemental Nutrition Assistance Program			
10.572	D	109,156	WIC Farmers' Market Nutrition Program (FMNP)			
10.576	D	80,534	Senior Farmers Market Nutrition Program			
10.649	D	1,741,892	COVID-19 - Pandemic EBT Administrative Costs			
14.231	D	8,984,087	Emergency Solutions Grant Program			
14.241	D	2,030,749	Housing Opportunities for Persons with AIDS			
16.560	D	290,421	National Institute of Justice Research, Evaluation, and Development Project Grants			
17.235	D	1,826,158	Senior Community Service Employment Program			
66.032	D	187,001	State Indoor Radon Grants			
66.204	D	3,183	Multipurpose Grants to States and Tribes			
66.444	D	479,743	Lead Testing in School and Child Care Program Drinking Water (SDWA 1464(d))			
66.701	D	109,598	Toxic Substances Compliance Monitoring Cooperative Agreements			
66.707	D	239,685	TSCA Title IV State Lead Grants Certification of Lead-Based Paint Professionals			
84.126	D	97,660,451	Rehabilitation Services Vocational Rehabilitation Grants to States			
84.161	D	327,916	Rehabilitation Services Client Assistance Program			
84.169	D	380,461	Independent Living State Grants			
84.177	D	682,660	Rehabilitation Services Independent Living Services for Older Individuals Who are Blind			
84.181	D	12,678,315	Special Education-Grants for Infants and Families			
84.187	D	462,814	Supported Employment Services for Individuals with the Most Significant Disabilities			
84.224	D	404,082	Assistive Technology			
93.041	D	147,950	Special Programs for the Aging, Title VII, Chapter 3, Programs for Prevention of Elder Abuse, Neglect, and Exploitation			
93.042	D	535,311	Special Programs for the Aging, Title VII, Chapter 2, Long Term Care Ombudsman Services for Older Individuals			
93.043	D	711,932	Special Programs for the Aging, Title III, Part D, Disease Prevention and Health Promotion Services			
93.044	D	18,835,635	Special Programs for the Aging, Title III, Part B, Grants for Supportive Services and Senior Centers			
93.045	D	28,918,516	Special Programs for the Aging, Title III, Part C, Nutrition Services			
93.048	D	415,233	Special Programs for the Aging, Title IV, and Title II, Discretionary Projects			
93.052	D	6,935,259	National Family Caregiver Support, Title III, Part E			
93.053	D	3,063,583	Nutrition Services Incentive Program			
93.069	D	13,149,177	Public Health Emergency Preparedness			
93.070	D	474,989	Environmental Public Health and Emergency Response			
93.072	D	245,817	Lifespan Respite Care Program			
93.074	D	268,378	Hospital Preparedness Program (HPP) and Public Health Emergency Preparedness (PHEP) Aligned Cooperative Agreements			
93.090	D	40,008	COVID-19 - Guardianship Assistance			
93.090	D	533,112	Guardianship Assistance			
93.092	D	1,262,500	Affordable Care Act (ACA) Personal Responsibility Education Program			
93.110	D	2,504,230	Maternal and Child Health Federal Consolidated Programs			
93.116	D	1,632,940	Project Grants and Cooperative Agreements for Tuberculosis Control Programs			
93.118	D	172,280	Acquired Immunodeficiency Syndrome (AIDS) Activity			
93.127	D	138,927	Emergency Medical Services for Children			
93.130	D	221,170	Cooperative Agreements to States/Territories for the Coordination and Development of Primary Care Offices			
93.136	D	9,219,757	Injury Prevention and Control Research and State and Community Based Programs			
93.150	D	511,845	Projects for Assistance in Transition from Homelessness (PATH)			
93.165	D	100,000	Grants to States for Loan Repayment			
93.197	D	551,487	Childhood Lead Poisoning Prevention Projects, State and Local Childhood Lead Poisoning Prevention and Surveillance of Blood Lead Levels in Children			

SCHEDULE OF EXPENDITURES OF FEDERAL AWARDS (BY STATE AGENCY)

For the Fiscal Year Ended June 30, 2021

Federal ALN	Direct/ Indirect	Program Expenditures	ALN Program Title	Pass-Through Entity Number	Pass-Through Entity Name	Additional Award Information
93.217	D	6,941,172	Family Planning Services			
93.224	D	561,451	COVID-19 - Health Center Program (Community Health Centers, Migrant Health Centers, Health Care for the Homeless, and Public Housing Primary Care)			
93.224	D	3,236,574	Health Center Program (Community Health Centers, Migrant Health Centers, Health Care for the Homeless, and Public Housing Primary Care)			
93.234	D	145,517	Traumatic Brain Injury State Demonstration Grant Program			
93.236	D	204,887	Grants to States to Support Oral Health Workforce Activities			
93.240	D	340,386	State Capacity Building			
93.241	D	575,854	State Rural Hospital Flexibility Program			
93.243	D	3,714,704	Substance Abuse and Mental Health Services Projects of Regional and National Significance			
93.251	D	186,138	Early Hearing Detection and Intervention			
93.262	D	177,380	Occupational Safety and Health Program			
93.268	D	26,959,359	COVID-19 - Immunization Cooperative Agreements			
93.268	D	158,231,139	Immunization Cooperative Agreements			
93.270	D	440,436	Viral Hepatitis Prevention and Control			
93.297	D	221,435	Teenage Pregnancy Prevention Program			
93.301	D	1,433,389	COVID-19 - Small Rural Hospital Improvement Grant Program			
93.301	D	438,591	Small Rural Hospital Improvement Grant Program			
93.305	D	44,535	PPHF 2018: Office of Smoking and Health-National State-Based Tobacco Control Programs-Financed in part by 2018 Prevention and Public Health funds (PPHF)			
93.314	D	78,806	Early Hearing Detection and Intervention Information System (EHDI-IS) Surveillance Program			
93.323	D	205,967,866	COVID-19 - Epidemiology and Laboratory Capacity for Infectious Diseases (ELC)			
93.323	D	2,784,989	Epidemiology and Laboratory Capacity for Infectious Diseases (ELC)			
93.334	D	34,773	The Healthy Brain Initiative: Technical Assistance to Implement Public Health Actions related to Cognitive Health, Cognitive Impairment, and Caregiving at the State and Local Levels			
93.336	D	361,229	Behavioral Risk Factor Surveillance System			
93.354	D	5,987,835	COVID-19 - Public Health Emergency Response: Cooperative Agreement for Emergency Response: Public Health Crisis Response			
93.387	D	2,159,338	National and State Tobacco Control Program			
93.426	D	2,087,754	Improving the Health of Americans through Prevention and Management of Diabetes and Heart Disease and Stroke			
93.434	D	3,855,674	Every Student Succeeds Act/Preschool Development Grants			
93.435	D	1,025,105	Innovative State and Local Public Health Strategies to prevent and Manage Diabetes and Heart Disease and Stroke			
93.436	D	781,227	Well-Integrated Screening and Evaluation for Women Across the Nation (WISEWOMAN)			
93.439	D	723,821	State Physical Activity and Nutrition (SPAN)			
93.478	D	369,913	Preventing Maternal Deaths: Supporting Maternal Mortality Review Committees			
93.489	D	11,132,249	Child Care Disaster Relief			
93.556	D	10,910,947	MaryLee Allen Promoting Safe and Stable Families Program			
93.558	D	294,824,009	Temporary Assistance for Needy Families			
93.560	D	(6,362)	Payments to Territories – Adults			
93.563	D	116,992,719	Child Support Enforcement			
93.566	D	137,525	COVID-19 - Refugee and Entrant Assistance State/Replacement Designee Administered Programs			
93.566	D	4,437,563	Refugee and Entrant Assistance State/Replacement Designee Administered Programs			
93.568	D	20,458,052	COVID-19 - Low-Income Home Energy Assistance			
93.568	D	91,250,585	Low-Income Home Energy Assistance			
93.569	D	1,983,841	COVID-19 - Community Services Block Grant			
93.569	D	29,150,368	Community Services Block Grant			
93.575	D	138,396,130	COVID-19 - Child Care and Development Block Grant			
93.575	D	182,017,103	Child Care and Development Block Grant			
93.590	D	1,260,500	Community-Based Child Abuse Prevention Grants			
93.596	D	148,883,164	Child Care Mandatory and Matching Funds of the Child Care and Development Fund			
93.597	D	181,229	Grants to States for Access and Visitation Programs			
93.599	D	557,514	Chafee Education and Training Vouchers Program (ETV)			
93.603	D	279,011	Adoption and Legal Guardianship Incentive Payments			
93.630	D	1,968,661	Developmental Disabilities Basic Support and Advocacy Grants			
93.645	D	262,004	COVID-19 - Stephanie Tubbs Jones Child Welfare Services Program			
93.645	D	8,854,530	Stephanie Tubbs Jones Child Welfare Services Program			
93.658	D	35,053,936	COVID-19 - Foster Care Title IV-E			
93.658	D	68,693,065	Foster Care Title IV-E			
93.659	D	5,603,941	Adoption Assistance			

SCHEDULE OF EXPENDITURES OF FEDERAL AWARDS (BY STATE AGENCY)

For the Fiscal Year Ended June 30, 2021

Federal ALN	Direct/ Indirect	Program Expenditures	ALN Program Title	Pass-Through Entity Number	Pass-Through Entity Name	Additional Award Information
93.659	D	62,759,636	COVID-19 - Adoption Assistance			
93.665	D	349,464	COVID-19 - Emergency Grants to Address Mental and Substance Use Disorders During COVID-19			
93.667	D	69,867,835	Social Services Block Grant			
93.669	D	1,029,290	Child Abuse and Neglect State Grants			
93.674	D	3,506,427	John H. Chafee Foster Care Program for Successful Transition to Adulthood			
93.767	D	27,214,484	COVID-19 - Children's Health Insurance Program			
93.767	D	500,585,589	Children's Health Insurance Program			
93.777	D	16,235,789	State Survey and Certification of Health Care Providers and Suppliers (Title XVIII) Medicare			
93.778	D	962,674,480	COVID-19 - Medical Assistance Program			
93.778	D	11,278,529,743	Medical Assistance Program			
93.788	D	31,337,297	Opioid STR			
93.791	D	219,874	COVID-19 - Money Follows the Person Rebalancing Demonstration			
93.791	D	7,196,731	Money Follows the Person Rebalancing Demonstration			
93.800	D	228,851	Organized Approaches to Increase Colorectal Cancer Screening			
93.817	D	13,137	COVID-19 - Hospital Preparedness Program (HPP) Ebola Preparedness and Response Activities			
93.817	D	1,321,079	Hospital Preparedness Program (HPP) Ebola Preparedness and Response Activities			
93.870	D	3,414,854	Maternal, Infant and Early Childhood Home Visiting Grant			
93.889	D	479,542	COVID-19 - National Bioterrorism Hospital Preparedness Program			
93.889	D	5,775,971	National Bioterrorism Hospital Preparedness Program			
93.898	D	4,442,431	Cancer Prevention and Control Programs for State, Territorial and Tribal Organizations			
93.913	D	167,451	Grants to States for Operation of State Offices of Rural Health			
93.917	D	48,365,355	HIV Care Formula Grants			
93.926	D	1,145,938	Healthy Start Initiative			
93.940	D	9,816,669	HIV Prevention Activities Health Department Based			
93.944	D	489,006	Human Immunodeficiency Virus (HIV)/Acquired Immunodeficiency Virus Syndrome (AIDS) Surveillance			
93.946	D	131,700	Cooperative Agreements to Support State-Based Safe Motherhood and Infant Health Initiative Programs			
93.958	D	19,522,195	Block Grants for Community Mental Health Services			
93.959	D	39,304,627	Block Grants for Prevention and Treatment of Substance Abuse			
93.977	D	2,426,671	Sexually Transmitted Diseases (STD) Prevention and Control Grants			
93.982	D	807,468	COVID-19 - Mental Health Disaster Assistance and Emergency Mental Health			
93.991	D	3,682,589	Preventive Health and Health Services Block Grant			
93.994	D	16,804,521	Maternal and Child Health Services Block Grant to the States			
93.U03	D	123,898	U. S. Department of Health and Human Services			Drug and Alcohol Services Information System
96.001	D	58,139,819	Social Security Disability Insurance			
96.008	D	228,229	Social Security - Work Incentives Planning and Assistance Program			
99.U01	D	112,344	Miscellaneous			State Agreement with Single State Agencies
		<u>19,633,294,923</u>	Total - N. C. Department of Health and Human Services			

N. C. Department of Information Technology

11.549	D	215,404	State and Local Implementation Grant Program
20.615	D	1,706,154	E-911 Grant Program
23.002	D	212,819	Appalachian Area Development
		<u>2,134,377</u>	Total - N. C. Department of Information Technology

N. C. Department of Insurance

14.171	D	155,450	Manufactured Home Dispute Resolution
93.048	D	288,987	Special Programs for the Aging, Title IV, and Title II, Discretionary Projects
93.071	D	980,718	Medicare Enrollment Assistance Program
93.324	D	1,549,362	State Health Insurance Assistance Program
93.413	D	152,383	The State Flexibility to Stabilize the Market Grant Program
93.881	D	226,269	The Health Insurance Enforcement and Consumer Protections Grant Program
97.043	D	380,205	State Fire Training Systems Grants
		<u>3,733,374</u>	Total - N. C. Department of Insurance

N. C. Department of Justice

16.741	D	105,525	DNA Backlog Reduction Program
16.833	D	278,341	National Sexual Assault Kit Initiative
93.775	D	6,005,317	State Medicaid Fraud Control Units
		<u>6,389,183</u>	Total - N. C. Department of Justice

SCHEDULE OF EXPENDITURES OF FEDERAL AWARDS (BY STATE AGENCY)

For the Fiscal Year Ended June 30, 2021

Federal ALN	Direct/ Indirect	Program Expenditures	ALN Program Title	Pass-Through Entity Number	Pass-Through Entity Name	Additional Award Information
<u>N. C. Department of Labor</u>						
17.005	D	176,330	Compensation and Working Conditions			
17.503	D	5,970,062	Occupational Safety and Health State Program			
17.504	D	1,591,146	Consultation Agreements			
17.600	D	119,570	Mine Health and Safety Grants			
		<u>7,857,108</u>	Total - N. C. Department of Labor			
<u>N. C. Department of Military & Veterans Affairs</u>						
64.005	D	21,390,302	Grants to States for Construction of State Home Facilities			
64.203	D	611,527	Veterans Cemetery Grants Program			
		<u>22,001,829</u>	Total - N. C. Department of Military & Veterans Affairs			
<u>N. C. Department of Natural and Cultural Resources</u>						
15.630	D	99,692	Coastal			
15.904	D	2,992,378	Historic Preservation Fund Grants-In-Aid			
15.926	D	41,880	American Battlefield Protection			
15.957	D	209,812	Emergency Supplemental Historic Preservation Fund			
45.025	D	1,632,676	Promotion of the Arts Partnership Agreements			
45.164	D	113,223	Promotion of the Humanities Public Programs			
45.301	D	55,290	Museums for America			
45.309	D	54,186	Museum Grants for African American History and Culture			
45.310	D	5,291,811	Grants to States			
45.312	D	216,300	National Leadership Grants			
89.003	D	48,553	National Historical Publications and Records Grants			
		<u>10,755,801</u>	Total - N. C. Department of Natural and Cultural Resources			
<u>N. C. Department of Public Instruction</u>						
10.541	D	224,880	Child Nutrition-Technology Innovation Grant			
10.553	D	1,769,450	School Breakfast Program			
10.555	D	4,433,524	National School Lunch Program			
10.556	D	18,282	Special Milk Program for Children			
10.559	D	520,118,871	Summer Food Service Program for Children			
10.560	D	4,309,435	State Administrative Expenses for Child Nutrition			
10.579	D	1,267,849	Child Nutrition Discretionary Grants Limited Availability			
10.582	D	4,331,726	Fresh Fruit and Vegetable Program			
12.U02	D	135,813	U. S. Department of Defense			Troops to Teachers/Spouses to Teachers
16.710	D	74,539	Public Safety Partnership and Community Policing Grants			
16.839	D	28,133	STOP School Violence			
84.010	D	458,664,462	Title I Grants to Local Educational Agencies			
84.011	D	4,670,144	Migrant Education State Grant Program			
84.013	D	608,942	Title I State Agency Program for Neglected and Delinquent Children and Youth			
84.027	D	319,594,563	Special Education Grants to States			
84.048	D	44,433,948	Career and Technical Education -- Basic Grants to States			
84.144	D	16,741	Migrant Education Coordination Program			
84.173	D	10,725,491	Special Education Preschool Grants			
84.196	D	2,420,040	Education for Homeless Children and Youth			
84.282	D	5,555,832	Charter Schools			
84.287	D	25,588,521	Twenty-First Century Community Learning Centers			
84.323	D	967,636	Special Education - State Personnel Development			
84.326	D	299,402	Special Education Technical Assistance and Dissemination to Improve Services and Results for Children with Disabilities			
84.358	D	3,607,605	Rural Education			
84.365	D	13,691,662	English Language Acquisition State Grants			
84.367	D	51,742,545	Supporting Effective Instruction State Grants (formerly Improving Teacher Quality State Grants)			
84.369	D	8,604,197	Grants for State Assessments and Related Activities			
84.377	D	6,446,800	School Improvement Grants			
84.424	D	32,070,008	Student Support and Academic Enrichment Program			
84.425B	D	427,163	COVID-19 - Education Stabilization Fund			
84.425D	D	361,654,196	COVID-19 - Education Stabilization Fund			
84.425U	D	22,819,854	COVID-19 - Education Stabilization Fund			
84.938	D	1,555,287	Disaster Recovery Assistance for Education			
84.U01	D	128,169	U. S. Department of Education			National Assessment of Education Progress - NAEP

SCHEDULE OF EXPENDITURES OF FEDERAL AWARDS (BY STATE AGENCY)

For the Fiscal Year Ended June 30, 2021

Federal ALN	Direct/ Indirect	Program Expenditures	ALN Program Title	Pass-Through Entity Number	Pass-Through Entity Name	Additional Award Information
93.079	D	67,850	Cooperative Agreements to Promote Adolescent Health through School-Based HIV/STD Prevention and School-Based Surveillance			
93.235	D	919,111	Title V State Sexual Risk Avoidance Education (Title V State SRAE) Program			
93.243	D	1,906,222	Substance Abuse and Mental Health Services Projects of Regional and National Significance			
93.600	D	55,613	Head Start			
93.981	D	492,722	Improving Student Health and Academic Achievement through Nutrition, Physical Activity and the Management of Chronic Conditions in Schools			
		<u>1,916,447,228</u>	Total - N. C. Department of Public Instruction			
N. C. Department of Public Safety						
11.307	D	37,587	Economic Adjustment Assistance			
12.400	D	855,868	Military Construction, National Guard			
12.401	D	39,977,176	National Guard Military Operations and Maintenance (O&M) Projects			
12.404	D	4,065,277	National Guard ChalleNGe Program			
14.228	D	84,756,120	Community Development Block Grants/State's program and Non-Entitlement Grants in Hawaii			
16.017	D	669,790	Sexual Assault Services Formula Program			
16.034	D	2,240,729	Coronavirus Emergency Supplemental Funding Program			
16.540	D	326,768	Juvenile Justice and Delinquency Prevention			
16.543	D	588,061	Missing Children's Assistance			
16.550	D	85,065	State Justice Statistics Program for Statistical Analysis Centers			
16.554	D	53,860	National Criminal History Improvement Program (NCHIP)			
16.575	D	81,359,567	Crime Victim Assistance			
16.576	D	2,040,626	Crime Victim Compensation			
16.588	D	4,760,459	Violence Against Women Formula Grants			
16.593	D	255,353	Residential Substance Abuse Treatment for State Prisoners			
16.710	D	3,399,293	Public Safety Partnership and Community Policing Grants			
16.735	D	7,928	PREA Program: Strategic Support for PREA Implementation			
16.738	D	4,945,733	Edward Byrne Memorial Justice Assistance Grant Program			
16.742	D	523,036	Paul Coverdell Forensic Sciences Improvement Grant Program			
16.751	D	62,797	Edward Byrne Memorial Competitive Grant Program			
16.812	D	320,869	Second Chance Act Reentry Initiative			
16.816	D	3,057	John R. Justice Prosecutors and Defenders Incentive Act			
16.839	D	83,338	STOP School Violence			
16.922	D	1,927,781	Equitable Sharing Program			
20.218	D	9,392,963	Motor Carrier Safety Assistance			
20.237	D	681,121	Motor Carrier Safety Assistance High Priority Activities Grants and Cooperative Agreements			
21.016	D	597,148	Equitable Sharing			
93.643	D	475,053	Children's Justice Grants to States			
97.008	D	249,651	Non-Profit Security Program			
97.023	D	418,600	Community Assistance Program State Support Services Element (CAP-SSSE)			
97.029	D	1,318,652	Flood Mitigation Assistance			
97.032	D	417,669	Crisis Counseling			
97.036	D	266,309,280	COVID-19 Disaster Grants - Public Assistance (Presidentially Declared Disasters)			
97.036	D	236,183,239	Disaster Grants - Public Assistance (Presidentially Declared Disasters)			
97.039	D	11,411,320	Hazard Mitigation Grant			
97.042	D	1,159,647	Emergency Management Performance Grants			
97.045	D	4,430,559	Cooperating Technical Partners			
97.047	D	346,309	Pre-Disaster Mitigation			
97.067	D	6,025,070	Homeland Security Grant Program			
97.082	D	6,381	Earthquake Consortium			
97.088	D	1,545,967	Disaster Assistance Projects			
		<u>774,314,767</u>	Total - N. C. Department of Public Safety			
N. C. Department of Transportation						
20.106	D	20,061,804	Airport Improvement Program			
20.106	D	2,042,366	COVID-19 - Airport Improvement Program			
20.200	D	153,098	Highway Research and Development Program			
20.205	D	130,806,514	COVID-19 - Highway Planning and Construction			
20.205	D	1,218,360,630	Highway Planning and Construction			
20.215	D	206,823	Highway Training and Education			
20.219	D	1,775,277	Recreational Trails Program			

SCHEDULE OF EXPENDITURES OF FEDERAL AWARDS (BY STATE AGENCY)

For the Fiscal Year Ended June 30, 2021

Federal ALN	Direct/ Indirect	Program Expenditures	ALN Program Title	Pass-Through Entity Number	Pass-Through Entity Name	Additional Award Information
20.232	D	51,163	Commercial Driver's License Program Implementation Grant			
20.301	D	202	Railroad Safety			
20.314	D	493,987	Railroad Development			
20.319	D	154,010	High-Speed Rail Corridors and Intercity Passenger Rail Service – Capital Assistance Grants			
20.505	D	1,293,657	Metropolitan Transportation Planning and State and Non-Metropolitan Planning and Research			
20.507	D	3,873,823	COVID-19 - Federal Transit Formula Grants			
20.507	D	1,674,573	Federal Transit Formula Grants			
20.509	D	36,810,332	COVID-19 - Formula Grants for Rural Areas and Tribal Transit Program			
20.509	D	20,324,607	Formula Grants for Rural Areas and Tribal Transit Program			
20.513	D	2,317,569	Enhanced Mobility of Seniors and Individuals with Disabilities			
20.516	D	94,289	Job Access and Reverse Commute Program			
20.521	D	28,061	New Freedom Program			
20.526	D	3,638,913	Buses and Bus Facilities Formula, Competitive, and Low or No Emissions Programs			
20.527	D	(9)	Public Transportation Emergency Relief Program			
20.528	D	310,691	Rail Fixed Guideway Public Transportation System State Safety Oversight Formula Grant Program			
20.600	D	6,492,553	State and Community Highway Safety			
20.616	D	6,646,709	National Priority Safety Programs			
20.933	D	11,256,025	National Infrastructure Investments			
23.003	D	21,387,679	Appalachian Development Highway System			
97.056	D	57,185	Port Security Grant Program			
		<u>1,490,312,531</u>	Total - N. C. Department of Transportation			
<u>N. C. Office of Administrative Hearings</u>						
14.401	D	109,538	Fair Housing Assistance Program State and Local			
30.U01	D	54,340	U. S. Equal Employment Opportunity Commission			45310019C0075P00002
		<u>163,878</u>	Total - N. C. Office of the Administrative Hearings			
<u>N. C. Office of the Governor</u>						
21.019	D	2,921,865,377	Coronavirus Relief Fund			
21.023	D	75,405,676	Emergency Rental Assistance Program			
21.026	D	180,376	Homeowner Assistance Fund			
84.425C	D	18,680,962	COVID-19 - Education Stabilization Fund			
94.003	D	440,519	State Commissions			
94.006	D	4,442,880	AmeriCorps			
94.009	D	290,232	Training and Technical Assistance			
94.021	D	21,090	Volunteer Generation Fund			
		<u>3,021,327,112</u>	Total - N. C. Office of the Governor			
<u>N. C. Secretary of State</u>						
16.752	D	306,803	Economic, High-Tech, and Cyber Crime Prevention			
		<u>306,803</u>	Total - N. C. Secretary of State			
<u>N. C. State Board of Elections</u>						
90.404	D	24,046,007	2018 HAVA Election Security Grants			
		<u>24,046,007</u>	Total - N. C. State Board of Elections			
<u>N. C. Wildlife Resources Commission</u>						
10.699	D	12,348	Partnership Agreements			
11.472	D	35,605	Unallied Science Program			
15.605	D	8,030,333	Sport Fish Restoration			
15.608	D	175,306	Fish and Wildlife Management Assistance			
15.611	D	18,976,195	Wildlife Restoration and Basic Hunter Education			
15.614	D	425,000	Coastal Wetlands Planning, Protection and Restoration			
15.615	D	251,307	Cooperative Endangered Species Conservation Fund			
15.616	D	76,341	Clean Vessel Act			
15.626	D	119,340	Enhanced Hunter Education and Safety			
15.631	D	12,490	Partners for Fish and Wildlife			
15.634	D	1,447,837	State Wildlife Grants			
15.657	D	42,495	Endangered Species Recovery Implementation			
15.669	D	22,574	Cooperative Landscape Conservation			

SCHEDULE OF EXPENDITURES OF FEDERAL AWARDS (BY STATE AGENCY)

For the Fiscal Year Ended June 30, 2021

Federal ALN	Direct/ Indirect	Program Expenditures	ALN Program Title	Pass-Through Entity Number	Pass-Through Entity Name	Additional Award Information
15.684	D	39,991	White-nose Syndrome National Response Implementation			
97.012	D	2,294,632	Boating Safety Financial Assistance			
		31,961,794	Total - N. C. Wildlife Resources Commission			
		35,481,063,936	Total Primary Government			
Component Units						
University of North Carolina System						
Appalachian State University						
10.001	D	4,463	Agricultural Research Basic and Applied Research			
10.217	I	6,000	Higher Education - Institution Challenge Grants Program	0001669	Virginia Tech	
10.310	I	31,463	Agriculture and Food Research Initiative (AFRI)	424979	University of Connecticut	
10.310	I	786	Agriculture and Food Research Initiative (AFRI)	RC108266ASU	Michigan State University	
10.310	I	21,536	Agriculture and Food Research Initiative (AFRI)	Z5775006	University of Maryland	
10.311	D	11,329	Beginning Farmer and Rancher Development Program			
10.311	I	16,787	Beginning Farmer and Rancher Development Program	91161-03	University of Arkansas-Fayetteville	
10.500	I	68,700	Cooperative Extension Service	60068705	Ohio State	
12.420	I	20,708	Military Medical Research and Development	10054284-01	University of Utah	
12.900	D	918	Language Grant Program			
15.657	D	487	Endangered Species Recovery Implementation			
15.808	D	85,034	U.S. Geological Survey Research and Data Collection			
15.931	D	7,042	Conservation Activities by Youth Service Organizations			
15.945	D	9,435	Cooperative Research and Training Programs – Resources of the National Park System			
19.009	I	4,323	Academic Exchange Programs - Undergraduate Programs	FY20-YALI-CL-APP-05	IREX	
19.040	D	272,474	Public Diplomacy Programs			
43.001	D	2,853	Science			
43.012	D	1,496	Space Technology			
47.049	D	40,246	Mathematical and Physical Sciences			
47.049	I	198	Mathematical and Physical Sciences	19-0080	Brigham Young University	
47.049	I	94,208	Mathematical and Physical Sciences	PT-004-2019	PhysTEC	
47.050	D	369,738	Geosciences			
47.070	D	174,354	Computer and Information Science and Engineering			
47.074	D	66,098	Biological Sciences			
47.074	I	170	Biological Sciences	1931309	Duke University	
47.074	I	33,662	Biological Sciences	A17-0020-S001	University of Alabama	
47.075	D	115,745	Social, Behavioral, and Economic Sciences			
47.076	D	333,879	Education and Human Resources			
47.076	I	28,829	Education and Human Resources	715391-1	William and Mary	
66.951	D	906	Environmental Education Grants			
84.007	D	670,122	Federal Supplemental Educational Opportunity Grants			
84.031	I	27,396	Higher Education Institutional Aid	18-0133	Columbus State University	
84.033	D	388,446	Federal Work-Study Program			
84.042	D	304,998	TRIO Student Support Services			
84.047	D	765,345	TRIO Upward Bound			
84.063	D	25,605,718	Federal Pell Grant Program			
84.268	D	73,399,725	Federal Direct Student Loans			
84.305	I	49,292	Education Research, Development and Dissemination	GM1017	University of Virginia	
84.325	D	228,513	Special Education - Personnel Development to Improve Services and Results for Children with Disabilities			
84.334	D	4,845,258	Gaining Early Awareness and Readiness for Undergraduate Programs			
84.335	D	152,970	Child Care Access Means Parents in School			
84.407	D	151,087	Transition Programs for Students with Intellectual Disabilities into Higher Education			
84.411	D	239,782	Education Innovation and Research (formerly Investing in Innovation (i3) Fund)			
84.425E	D	17,874,908	COVID-19 - Education Stabilization Fund			
84.425F	D	15,372,758	COVID-19 - Education Stabilization Fund			
93.498	D	4,150	Provider Relief Fund			
93.732	D	389,582	Mental and Behavioral Health Education and Training Grants			
94.011	D	430,058	Foster Grandparent Program			
94.016	D	278,308	Senior Companion Program			
		143,002,283	Total - Appalachian State University			

SCHEDULE OF EXPENDITURES OF FEDERAL AWARDS (BY STATE AGENCY)

For the Fiscal Year Ended June 30, 2021

Federal ALN	Direct/ Indirect	Program Expenditures	ALN Program Title	Pass-Through Entity Number	Pass-Through Entity Name	Additional Award Information
East Carolina University						
10.290	D	59,364	Agricultural Market and Economic Research			
10.310	D	16,243	Agriculture and Food Research Initiative (AFRI)			
10.310	I	68,208	Agriculture and Food Research Initiative (AFRI)	5112-1302-00-D/PO 000007000	Univ of South Florida	
10.310	I	7,962	Agriculture and Food Research Initiative (AFRI)	KFS#5653710 PO#431323	Univ of Connecticut	
10.310	I	5,433	Agriculture and Food Research Initiative (AFRI)	UA2020-189	Univ of Arkansas	
10.855	D	487,538	Distance Learning and Telemedicine Loans and Grants			
11.012	I	40,960	Integrated Ocean Observing System (IOOS)	IOOS.16(028)ECU/CSI.MM.GAPS M	Southeast Coastal Ocean Observing Regional Assn	
11.012	I	4,334	Integrated Ocean Observing System (IOOS)	IOOS.16(028)ECU/CSI.MM. OBS-NAV	Southeast Coastal Ocean Observing Regional Assn	
11.012	I	64,001	Integrated Ocean Observing System (IOOS)	IOOS.16(028)ECU/CSI.MM.OBS.4	Southeast Coastal Ocean Observing Regional Assn	
11.020	D	103,425	Cluster Grants			
11.417	I	25,981	Sea Grant Support	2018-2019-001	Universidad De Puerto Rico en Ponce	
11.417	I	12,616	Sea Grant Support	M2001923	Texas A and M Univ	
11.431	D	103,132	Climate and Atmospheric Research			
11.431	I	15,552	Climate and Atmospheric Research	2020-33	University of Oklahoma	
11.459	I	23,759	Weather and Air Quality Research	NA1820OAR4590355	Nurture Nature Ctr	
11.459	I	17,947	Weather and Air Quality Research	NA18OAR4590365	Nurture Nature Ctr	
11.609	I	37,432	Measurement and Engineering Research and Standards	G-99042-13	Colorado State University	
12.300	D	161,106	Basic and Applied Scientific Research			
12.300	I	29,868	Basic and Applied Scientific Research	406300 SUB1	The Catholic University of America	
12.420	D	591,075	Military Medical Research and Development			
12.431	I	70,109	Basic Scientific Research	UFDSP00012222-5/ PO0088902	University of Florida	
12.630	D	40,115	Basic, Applied, and Advanced Research in Science and Engineering			
12.740	I	20,744	Past Conflict Accounting	1015975	Henry M Jackson Foundation	
12.740	I	15,369	Past Conflict Accounting	4790; PO# 960893	Henry M Jackson Foundation	
12.740	I	69,396	Past Conflict Accounting	509	University of Wisconsin Board of Regents	
14.218	I	17,665	Community Development Block Grants/Entitlement Grants	DOC#836840 V29 ECU/FTC	City of Greenville	
14.536	I	9,953	Research and Evaluations, Demonstrations, and Data Analysis and Utilization	PO-0000132347	Louisiana State University	
15.608	D	32,842	Fish and Wildlife Management Assistance			
15.664	D	56,765	Fish and Wildlife Coordination and Assistance			
15.678	D	20,172	Cooperative Ecosystem Studies Units			
15.808	D	64,445	U.S. Geological Survey Research and Data Collection			
15.815	I	4,387	National Land Remote Sensing Education Outreach and Research	AV18-NC-01 MOD 3	AmericaView	
15.923	D	18,955	National Center for Preservation Technology and Training			
15.945	D	66,472	Cooperative Research and Training Programs – Resources of the National Park System			
15.945	I	12,792	Cooperative Research and Training Programs – Resources of the National Park System	169	Florida Intl Univ Board of Trustees	
16.590	I	1,723	Grants to Encourage Arrest Policies and Enforcement of Protection Orders Program	A16-0190-005	Pitt County	
16.745	I	50,569	Criminal and Juvenile Justice and Mental Health Collaboration Program	SHARP	Pitt County	
16.758	I	4,850	Improving the Investigation and Prosecution of Child Abuse and the Regional and Local Children's Advocacy Centers	Green-NC-SA20-	Children's Advocacy Ctr of NC Inc	
17.502	D	24,384	Occupational Safety and Health Susan Harwood Training Grants			
20.614	D	80,224	National Highway Traffic Safety Administration (NHTSA) Discretionary Safety Grants and Cooperative Agreements			
21.019	I	54,086	Coronavirus Relief Fund	TEDI BEAR CAC	Children's Advocacy Ctr of NC Inc	
43.001	D	53,921	Science			
43.001	I	23,161	Science	S5047-PO453053	Massachusetts Institute of Technology	
43.009	D	30,981	Cross Agency Support			
45.024	D	3,102	Promotion of the Arts Grants to Organizations and Individuals			
45.129	I	8,050	Promotion of the Humanities Federal/State Partnership	18-4	North Carolina Humanities Council	
45.162	D	32,930	Promotion of the Humanities Teaching and Learning Resources and Curriculum Development			
45.169	D	6,636	Promotion of the Humanities Office of Digital Humanities			
47.041	D	398,457	Engineering			
47.041	I	97,632	Engineering	51214	University of Delaware	
47.049	D	300,240	Mathematical and Physical Sciences			
47.050	D	440,196	Geosciences			
47.050	I	10,219	Geosciences	14-NSF-1026/EAR1338694	Duke Univ	
47.070	D	132,555	Computer and Information Science and Engineering			
47.074	D	576,505	Biological Sciences			
47.074	I	14,497	Biological Sciences	00010160-01/1655191/BB01320048	Regents of the University of California	
47.074	I	36,570	Biological Sciences	UFDSP00011728	University of Florida	
47.075	D	105,079	Social, Behavioral, and Economic Sciences			

SCHEDULE OF EXPENDITURES OF FEDERAL AWARDS (BY STATE AGENCY)

For the Fiscal Year Ended June 30, 2021

Federal ALN	Direct/ Indirect	Program Expenditures	ALN Program Title	Pass-Through Entity Number	Pass-Through Entity Name	Additional Award Information
47.075	I	40,125	Social, Behavioral, and Economic Sciences	1559041 PO1001353904	The Regents of the University of Colorado	
47.075	I	55,750	Social, Behavioral, and Economic Sciences	25-1714-0206-002	University of Nebraska	
47.075	I	22,173	Social, Behavioral, and Economic Sciences	479862-19347	Virginia Polytechnic Inst and State Univ	
47.076	D	1,621,704	Education and Human Resources			
66.509	D	67,088	Science To Achieve Results (STAR) Research Program			
66.509	I	10,346	Science To Achieve Results (STAR) Research Program	1004950-ECU P358164	Univ of Wyoming	
66.511	I	69,183	Office of Research and Development Consolidated Research/Training/Fellowships	E0199A-A	Oregon State Univ	
66.708	D	42,769	Pollution Prevention Grants Program			
84.007	D	1,550,893	Federal Supplemental Educational Opportunity Grants			
84.016	D	29,048	Undergraduate International Studies and Foreign Language Programs			
84.017	D	30,312	International Research and Studies			
84.033	D	460,356	Federal Work-Study Program			
84.038	D	6,297,332	Federal Perkins Loan Program Federal Capital Contributions			
84.063	D	36,834,162	Federal Pell Grant Program			
84.268	D	133,415,418	Federal Direct Student Loans			
84.324	D	389,752	Research in Special Education			
84.325	D	1,188,526	Special Education - Personnel Development to Improve Services and Results for Children with Disabilities			
84.379	D	7,528	Teacher Education Assistance for College and Higher Education Grants (TEACH Grants)			
84.423	D	2,448,890	Supporting Effective Educator Development Program			
84.425E	D	7,633,727	COVID-19 - Education Stabilization Fund			
84.425F	D	22,838,535	COVID-19 - Education Stabilization Fund			
93.059	D	511,228	Training in General, Pediatric, and Public Health Dentistry			
93.068	I	6,688	Chronic Diseases: Research, Control, and Prevention	000516164-001	University of Alabama at Birmingham	
93.068	I	19,635	Chronic Diseases: Research, Control, and Prevention	000516164-SC001	University of Alabama at Birmingham	
93.073	I	16,438	Birth Defects and Developmental Disabilities - Prevention and Surveillance	216069/NU50DD004933-04-02	Duke Univ	
93.073	I	28,977	Birth Defects and Developmental Disabilities - Prevention and Surveillance	A03-2441	Duke Univ	
93.077	I	9,402	Family Smoking Prevention and Tobacco Control Act Regulatory Research	506226-1	University of Toronto	
93.077	I	5,789	Family Smoking Prevention and Tobacco Control Act Regulatory Research	61-100730-116540	Wake Forest University Health Sciences	
93.077	I	13,785	Family Smoking Prevention and Tobacco Control Act Regulatory Research	61-100730-116541	Wake Forest University Health Sciences	
93.077	I	42,562	Family Smoking Prevention and Tobacco Control Act Regulatory Research	FP0008773-SA002	Virginia Commonwealth University	
93.077	I	19,600	Family Smoking Prevention and Tobacco Control Act Regulatory Research	FP0006477_SA006	Virginia Commonwealth University	
93.077	I	5,050	Family Smoking Prevention and Tobacco Control Act Regulatory Research	SUB00014310/PO3006268643	Regents of the University of Michigan	
93.110	I	8,950	Maternal and Child Health Federal Consolidated Programs	5H30MC24046-09-00	Hemophilia of Georgia Inc	
93.110	I	808	Maternal and Child Health Federal Consolidated Programs	5H30MC24046-10-00	Hemophilia of Georgia Inc	
93.113	D	710,667	Environmental Health			
93.121	D	36,933	Oral Diseases and Disorders Research			
93.121	I	108,123	Oral Diseases and Disorders Research	096565-17609	The Board of Trustees of the University of Illinois	
93.121	I	26,100	Oral Diseases and Disorders Research	096565-18255	The Board of Trustees of the University of Illinois	
93.121	I	90,304	Oral Diseases and Disorders Research	SITZMAN-20-06	Phoenix Children's Hospital	
93.124	D	22,315	Nurse Anesthetist Traineeship			
93.153	D	622,535	Coordinated Services and Access to Research for Women, Infants, Children, and Youth			
93.173	D	143,102	Research Related to Deafness and Communication Disorders			
93.191	D	253,179	Graduate Psychology Education			
93.211	D	314,849	Telehealth Programs			
93.213	I	93,322	Research and Training in Complementary and Integrative Health	TACT2 Trial T Access Chelatio	Mount Sinai Medical Center	
93.243	D	224,397	Substance Abuse and Mental Health Services Projects of Regional and National Significance			
93.243	I	10,661	Substance Abuse and Mental Health Services Projects of Regional and National Significance	CARDINAL PFS CUMBERLAND	Insight Human Services	
93.243	I	10,661	Substance Abuse and Mental Health Services Projects of Regional and National Significance	CARDINAL PFS FORSYTH	Insight Human Services	
93.247	D	870,059	Advanced Nursing Education Workforce Grant Program			
93.262	I	14,514	Occupational Safety and Health Program	3200003624-21-158/PO7800005506	Univ of Kentucky Research Found	
93.262	I	44,685	Occupational Safety and Health Program	3210001809-19-121/PO7800005771	Univ of Kentucky Research Found	
93.273	D	291,434	Alcohol Research Programs			
93.276	D	100,980	Drug-Free Communities Support Program Grants			
93.310	I	179,643	Trans-NIH Research Support	A032888	Duke Univ	
93.310	I	306,742	Trans-NIH Research Support	A034323	Duke Univ	
93.342	D	226,278	Health Professions Student Loans, Including Primary Care Loans/Loans for Disadvantaged Students			
93.351	I	29,633	Research Infrastructure Programs	G1A62667-3	Northern Illinois University	
93.361	I	97,102	Nursing Research	A033333	Duke Univ	

SCHEDULE OF EXPENDITURES OF FEDERAL AWARDS (BY STATE AGENCY)

For the Fiscal Year Ended June 30, 2021

Federal ALN	Direct/ Indirect	Program Expenditures	ALN Program Title	Pass-Through Entity Number	Pass-Through Entity Name	Additional Award Information
93.361	I	23,719	Nursing Research	A033352	Duke Univ	
93.361	I	32,136	Nursing Research	FY21.105.006/ 2-5-M9089	The Regents of the University of Colorado	
93.364	D	292,802	Nursing Student Loans			
93.393	I	108,922	Cancer Cause and Prevention Research	19-3793/PO#2000043163	University of South Carolina	
93.395	I	1,588	Cancer Treatment Research	1840 / PO1463014	Rutgers The State University	
93.395	I	15,389	Cancer Treatment Research	9500080215-12C	Children's Hosp of Philadelphia	
93.395	I	634	Cancer Treatment Research	A011106 / ALTERNATE	Alliance for Clinical Trials in Oncology Foundation	
93.395	I	20,199	Cancer Treatment Research	COG/NCTN PCR WORK ORDER	Children's Hosp of Philadelphia	
93.395	I	4,498	Cancer Treatment Research	FP00017458_SUB100_01	Children's Hosp of Philadelphia	
93.395	I	212,450	Cancer Treatment Research	GB10832.PO#2256935	Univ of Virginia	
93.395	I	634	Cancer Treatment Research	NRG-BR003	NRG Oncology	
93.396	I	67,880	Cancer Biology Research	20X020F MOD 02	Leidos Biomedical Research, Inc	
93.396	I	46,948	Cancer Biology Research	20X020F/75N9101900003	Leidos Biomedical Research, Inc	
93.397	I	634	Cancer Centers Support Grants	PROTOCOL A011202 / ALLIANCE	Cancer and Leukemia Group B	
93.837	D	1,481,857	Cardiovascular Diseases Research			
93.837	I	120,792	Cardiovascular Diseases Research	000511972-SC002/5UH3HL 130691-0	University of Alabama at Birmingham	
93.837	I	5,319	Cardiovascular Diseases Research	0255-A343-4605/MMRSMR LTFU	Mt. Sinai School of Medicine	
93.837	I	207,864	Cardiovascular Diseases Research	35238-1	Augusta University	
93.837	I	321,848	Cardiovascular Diseases Research	35551-1	Augusta University	
93.837	I	7,116	Cardiovascular Diseases Research	N006187424 / UMN 65083	Regents of the Univ of Minnesota	
93.837	I	223,879	Cardiovascular Diseases Research	R42HL133633	RFPI LLC	
93.838	I	8,928	Lung Diseases Research	SUBAWARD NO 001/AMEND 4	COPD Foundation Inc	
93.839	D	122,453	Blood Diseases and Resources Research			
93.839	I	28,970	Blood Diseases and Resources Research	000524452-011	University of Alabama at Birmingham	
93.839	I	1,273	Blood Diseases and Resources Research	SUBAWARD 2831742	Duke Univ	
93.846	D	409,334	Arthritis, Musculoskeletal and Skin Diseases Research			
93.846	I	8,069	Arthritis, Musculoskeletal and Skin Diseases Research	20-008	Wake Forest Univ	
93.846	I	211,573	Arthritis, Musculoskeletal and Skin Diseases Research	ZAT00020/1R01AR071263-01	University of Kansas Medical Center Research Inst Inc	
93.847	D	1,358,633	Diabetes, Digestive, and Kidney Diseases Extramural Research			
93.847	I	104,661	Diabetes, Digestive, and Kidney Diseases Extramural Research	1329760-ECU	AdventHealth Orlando	
93.847	I	59,608	Diabetes, Digestive, and Kidney Diseases Extramural Research	579996/ PO 4533422	Univ of Pennsylvania	
93.847	I	9,100	Diabetes, Digestive, and Kidney Diseases Extramural Research	700198-0521-00	Nationwide Children's Hosp	
93.847	I	16,225	Diabetes, Digestive, and Kidney Diseases Extramural Research	A03-3542 DILIN	Duke Univ	
93.847	I	19,257	Diabetes, Digestive, and Kidney Diseases Extramural Research	A033315	Duke Univ	
93.847	I	20,192	Diabetes, Digestive, and Kidney Diseases Extramural Research	P30DK072476-ECU001	Pennington Biomedical Research Center	
93.847	I	9,389	Diabetes, Digestive, and Kidney Diseases Extramural Research	SUBAWARD NO. 3301820719/20	Children's Hosp of Philadelphia	
93.853	D	202,110	Extramural Research Programs in the Neurosciences and Neurological Disorders			
93.853	I	64,459	Extramural Research Programs in the Neurosciences and Neurological Disorders	A00-0456-S001-A02(S19007)	Kansas State Univ	
93.855	D	1,607,392	Allergy and Infectious Diseases Research			
93.855	I	108,326	Allergy and Infectious Diseases Research	203504ECU/ 5R01AI136904-02	University of Notre Dame du Lac	
93.855	I	88,541	Allergy and Infectious Diseases Research	3200003246-20-286/PO7800005283	University of Kentucky	
93.855	I	18,257	Allergy and Infectious Diseases Research	3210871219/ PO 961879-RSUB	Children's Hosp of Philadelphia	
93.855	I	17,603	Allergy and Infectious Diseases Research	GR100603 (CON-80000936)	Yale University	
93.855	I	1,972	Allergy and Infectious Diseases Research	SUBAWARD A034260, SPS-261113	Duke Univ	
93.859	D	1,237,074	Biomedical Research and Research Training			
93.859	I	6,996	Biomedical Research and Research Training	2018-06	Arkansas College of Health Education	
93.865	D	191,375	Child Health and Human Development Extramural Research			
93.865	I	24	Child Health and Human Development Extramural Research	281952	Duke Univ	
93.865	I	22,283	Child Health and Human Development Extramural Research	2831952	Duke Univ	
93.865	I	30,287	Child Health and Human Development Extramural Research	GB10889/PO#2294229	Rector and Visitors of the University of Virginia	
93.865	I	8,420	Child Health and Human Development Extramural Research	Subaward 2831952 /Pro0105337	Duke Univ	
93.865	I	1,180	Child Health and Human Development Extramural Research	Subaward 2831952/Pro00015829	Duke Univ	
93.865	I	8,131	Child Health and Human Development Extramural Research	SUBAWARD 2831952/SPS 240023	Duke Univ	
93.866	D	404,387	Aging Research			
93.866	I	9,373	Aging Research	132471 G003960	Washington State Univ	
93.866	I	11,096	Aging Research	AG069476-ECU01	Pennington Biomedical Research Center	
93.866	I	31,555	Aging Research	F1574-02 PO IB00465424	New York University	
93.866	I	4,720	Aging Research	Subaward D#:15318-04-03FFS (ASPRE)	Hennepin Healthcare Research Institute	
93.867	D	106,472	Vision Research			
93.879	D	132,245	Medical Library Assistance			
93.884	D	614,719	Grants for Primary Care Training and Enhancement			
93.918	D	940,096	Grants to Provide Outpatient Early Intervention Services with Respect to HIV Disease			

SCHEDULE OF EXPENDITURES OF FEDERAL AWARDS (BY STATE AGENCY)

For the Fiscal Year Ended June 30, 2021

Federal ALN	Direct/ Indirect	Program Expenditures	ALN Program Title	Pass-Through Entity Number	Pass-Through Entity Name	Additional Award Information
93.925	D	762,072	Scholarships for Health Professions Students from Disadvantaged Backgrounds			
93.982	D	697,220	Mental Health Disaster Assistance and Emergency Mental Health			
97.061	I	342	Centers for Homeland Security	E2042937/ RC108504 ECU	Michigan State Univ	
		<u>238,366,931</u>	Total - East Carolina University			
<u>Elizabeth City State University</u>						
12.300	D	253	Basic and Applied Scientific Research			
15.904	D	72,714	Historic Preservation Fund Grants-In-Aid			
20.215	D	2,000	Highway Training and Education			
43.008	D	73,589	Office of Stem Engagement (OSTEM)			
45.024	D	9,989	Promotion of the Arts Grants to Organizations and Individuals			
47.049	D	334,248	Mathematical and Physical Sciences			
47.070	D	262,332	Computer and Information Science and Engineering			
47.076	D	722,213	Education and Human Resources			
81.137	D	181,836	Minority Economic Impact			
84.007	D	574,472	Federal Supplemental Educational Opportunity Grants			
84.031	D	3,390,941	Higher Education Institutional Aid			
84.033	D	191,142	Federal Work-Study Program			
84.042	D	329,679	TRIO Student Support Services			
84.047	D	355,117	TRIO Upward Bound			
84.063	D	5,970,961	Federal Pell Grant Program			
84.120	D	100,122	Minority Science and Engineering Improvement			
84.268	D	8,233,375	Federal Direct Student Loans			
84.382	D	296,508	Strengthening Minority-Serving Institutions			
84.425E	D	1,065,496	COVID-19 - Education Stabilization Fund			
84.425F	D	1,604,242	COVID-19 - Education Stabilization Fund			
84.425J	D	3,701,362	COVID-19 - Education Stabilization Fund			
93.859	D	121,787	Biomedical Research and Research Training			
93.RD	D	360	U. S. Department of Health and Human Services			Substance Abuse & Mental Health (SAMHSA)
		<u>27,594,738</u>	Total - Elizabeth City State University			
<u>Fayetteville State University</u>						
11.303	D	96,559	Economic Development Technical Assistance			
11.307	D	83,686	Economic Adjustment Assistance			
12.431	D	142,173	Basic Scientific Research			
12.630	D	178,775	Basic, Applied, and Advanced Research in Science and Engineering			
43.008	D	30,448	Office of Stem Engagement (OSTEM)			
47.041	D	145,215	Engineering			
47.049	D	146,758	Mathematical and Physical Sciences			
47.070	D	29,828	Computer and Information Science and Engineering			
47.076	D	815,540	Education and Human Resources			
59.037	D	193,065	Small Business Development Centers			
59.044	D	286,396	Veterans Outreach Program			
84.007	D	696,000	Federal Supplemental Educational Opportunity Grants			
84.031	D	4,034,942	Higher Education Institutional Aid			
84.033	D	200,572	Federal Work-Study Program			
84.042	D	482,670	TRIO Student Support Services			
84.044	D	613,089	TRIO Talent Search			
84.047	D	547,164	TRIO Upward Bound			
84.063	D	1,690,185	Federal Pell Grant Program			
84.066	D	440,781	TRIO Educational Opportunity Centers			
84.217	D	277,350	TRIO McNair Post-Baccalaureate Achievement			
84.287	D	295,259	Twenty-First Century Community Learning Centers			
84.323	D	9,001	Special Education - State Personnel Development			
84.334	D	1,048,782	Gaining Early Awareness and Readiness for Undergraduate Programs			
84.379	D	23,556	Teacher Education Assistance for College and Higher Education Grants (TEACH Grants)			
84.382	D	330,007	Strengthening Minority-Serving Institutions			
84.425E	D	2,542,343	COVID-19 - Education Stabilization Fund			
84.425F	D	1,610,115	COVID-19 - Education Stabilization Fund			
84.425J	D	5,631,601	COVID-19 - Education Stabilization Fund			
93.359	D	559,054	Nurse Education, Practice Quality and Retention Grants			
93.859	D	220,339	Biomedical Research and Research Training			
		<u>23,401,253</u>	Total - Fayetteville State University			

SCHEDULE OF EXPENDITURES OF FEDERAL AWARDS (BY STATE AGENCY)

For the Fiscal Year Ended June 30, 2021

Federal ALN	Direct/ Indirect	Program Expenditures	ALN Program Title	Pass-Through Entity Number	Pass-Through Entity Name	Additional Award Information
North Carolina Agricultural & Technical State University						
10.001	D	30,967	Agricultural Research Basic and Applied Research			
10.001	I	20,098	Agricultural Research Basic and Applied Research	Subaward No: 018000.340888.10	Mississippi State University	
10.206	D	7,540,007	Grants for Agricultural Research Competitive Research Grants			
10.210	D	(2,383)	Higher Education – Graduate Fellowships Grant Program			
10.215	I	13,670	Sustainable Agriculture Research and Education	Contingency Ltr dated 03.18.20	University of Georgia	
10.215	I	85,425	Sustainable Agriculture Research and Education	Email dated 6/14/19	University of Georgia	
10.215	I	35,191	Sustainable Agriculture Research and Education	SUBAWARD NO: RD309-137/ S001432	University of Georgia	
10.216	D	417,812	1890 Institution Capacity Building Grants			
10.216	I	7,871	1890 Institution Capacity Building Grants	332.77-19.0684	Tennessee State University	
10.216	I	(1,273)	1890 Institution Capacity Building Grants	Subaward No: H007164301	University of Minnesota	
10.217	I	18,799	Higher Education - Institution Challenge Grants Program	Subaward No: 022364A	Iowa State University	
10.220	D	88,704	Higher Education - Multicultural Scholars Grant Program			
10.303	I	24,981	Integrated Programs	Subaward #: SUB00002201	University of Georgia	
10.307	I	(4,141)	Organic Agriculture Research and Extension Initiative	SUBAWARD NO: 8000064230-AG	Purdue University	
10.307	I	31,396	Organic Agriculture Research and Extension Initiative	SUBAWARD NO: UFDSP00010998	University of Florida	
10.307	I	8,955	Organic Agriculture Research and Extension Initiative	Subaward No: F0004577402019	Purdue University	
10.310	D	656,954	Agriculture and Food Research Initiative (AFRI)			
10.310	I	(2,439)	Agriculture and Food Research Initiative (AFRI)	SUBAWARD NO: 17-044	University of New Hampshire	
10.310	I	20,690	Agriculture and Food Research Initiative (AFRI)	SUBAWARD NO: 32375SUB2507	The University of Vermont	
10.310	I	7,341	Agriculture and Food Research Initiative (AFRI)	Subaward No: 416346	University of Connecticut	
10.319	I	1,758	Farm Business Management and Benchmarking Competitive Grants Program	SUBAWARD NO: 60584-Z5064201	University of Maryland	
10.319	I	10,709	Farm Business Management and Benchmarking Competitive Grants Program	Subaward No: C00066315-1	University of Missouri-Columbia	
10.319	I	21,907	Farm Business Management and Benchmarking Competitive Grants Program	Subaward No: C00071254-3	University of Missouri-Columbia	
10.500	D	1,787,186	Cooperative Extension Service			
10.500	I	13,885	Cooperative Extension Service	Subaward No: 5938-NCAT-UM-3501	Pennsylvania State University	
10.514	D	43,641	Expanded Food and Nutrition Education Program			
10.515	D	(64)	Renewable Resources Extension Act and National Focus Fund Projects			
10.522	D	179,085	Food and Agriculture Service Learning Program			
10.523	I	1,929	Centers of Excellence at 1890 Institutions	Contingency Ltr dated 6/4/2021	Southern University and A&M College	
10.523	I	12,993	Centers of Excellence at 1890 Institutions	Sub award No: 2020-38427-31514	University of Maryland Eastern Shore	
10.523	I	9,578	Centers of Excellence at 1890 Institutions	Subaward Signed 8/27/2020	Tuskegee University	
10.902	D	74,771	Soil and Water Conservation			
10.RD	I	(1,135)	U. S. Department of Agriculture	15-JV-11330143-010	USDA - Forest Service	G-240741
10.RD	I	8,167	U. S. Department of Agriculture	Agreement dated 4/27/20	National Watermelon Promotion Board (NWPB)	G-281123
10.RD	I	(2,500)	U. S. Department of Agriculture	SUBAWARD NO: H006425303	University of Minnesota	G-280996
10.U02	I	2,546	U. S. Department of Agriculture	Subaward dated 9-16-2020	1890 Universities Foundation	G-281142
12.300	D	1,028,798	Basic and Applied Scientific Research			
12.360	I	277,834	Research on Chemical and Biological Defense	W911NF1220022	The John Hopkins University	
12.431	D	13,697	Basic Scientific Research			
12.630	D	451,698	Basic, Applied, and Advanced Research in Science and Engineering			
12.630	I	17,586	Basic, Applied, and Advanced Research in Science and Engineering	Email dated 1/17/2020	Army Educational Outreach Program (AEOP)	
12.800	D	83,080	Air Force Defense Research Sciences Program			
12.800	I	24,642	Air Force Defense Research Sciences Program	Subaward No: 575203	University of Pennsylvania	
12.901	D	54,224	Mathematical Sciences Grants			
12.902	I	2,547	Information Security Grants	Subaward No: FORD0059-30353	Fordham University	
12.905	D	36,339	CyberSecurity Core Curriculum			
12.910	D	77,247	Research and Technology Development			
12.RD	I	(25)	U. S. Department of Defense	2015-15072800002	Department of Defense	G-210169
12.RD	I	13,535	U. S. Department of Defense	Contingency Letter	Global Mobile Finance, Inc.	G-281206
12.RD	I	43,013	U. S. Department of Defense	H98230-21-1-0026	DOD National Security Agency (NSA)	G-210242
12.RD	I	228,894	U. S. Department of Defense	SUB# D01-W911SR-14-2-001-0026	MSRDC	G-281000
12.RD	I	35,376	U. S. Department of Defense	Signed Doc Dated 3/11/2021	LM Group Holdings, Inc	G-281191
12.RD	I	39,073	U. S. Department of Defense	Subaward # W911SR-14-2-0001	MSRDC	G-281077
12.RD	I	31,893	U. S. Department of Defense	Subcontract No.D9104-S1	Georgia Tech Research Institute	G-281195
12.RD	I	4,285	U. S. Department of Defense	Subcontract No: 2102964-05	Systems Engineering Research Center (SERC)	G-281103
12.RD	I	42,023	U. S. Department of Defense	Subcontract No: P010237224	SAIC	G-281071
12.RD	I	28,300	U. S. Department of Defense	W912T20C0015	DOD-Construction Engineering Research Laboratory(CERL)	G-210235
13.RD	I	164,867	U. S. Central Intelligence Agency	CONTINGENCY DATED 9/28/18	Florida Institute of Technology Inc	G-281032
14.RD	I	15,901	U. S. Department of Housing and Urban Development	Subaward No: 8881	Indiana University at Bloomington	G-281202
20.215	D	35,000	Highway Training and Education			
20.701	D	1,315,602	University Transportation Centers Program			
20.RD	I	10,769	U. S. Department of Transportation	Subaward Agreement: 460732-190	Virginia Polytechnic Institute and State University	G-281100

SCHEDULE OF EXPENDITURES OF FEDERAL AWARDS (BY STATE AGENCY)

For the Fiscal Year Ended June 30, 2021

Federal ALN	Direct/ Indirect	Program Expenditures	ALN Program Title	Pass-Through Entity Number	Pass-Through Entity Name	Additional Award Information
43.001	I	24,761	Science	RSA No: 1646362	NASA Jet Propulsion Laboratory	
43.001	I	9,113	Science	RSA No:1632388	NASA Jet Propulsion Laboratory	
43.001	I	6,700	Science	Subcontract No. 1644754	NASA Jet Propulsion Laboratory	
43.002	D	451,939	Aeronautics			
43.002	I	79,363	Aeronautics	SUBAWARD # 60061599	Ohio State University	
43.008	D	46,800	Office of Stem Engagement (OSTEM)			
43.012	D	84,218	Space Technology			
43.RD	I	67,085	U. S. National Aeronautics and Space Administration	80NSSC20P1055	NASA Glenn Research Center	G-220071
43.RD	I	190,817	U. S. National Aeronautics and Space Administration	C16-2B00-NCAT, ACTIVITY 3773-N	Virginia Polytechnic Institute and State University	G-280887
43.RD	I	8,860	U. S. National Aeronautics and Space Administration	P.O.# 4600007045	The Aerospace Corporation	G-281183
43.RD	I	12,705	U. S. National Aeronautics and Space Administration	RSA No: 1659540	NASA Jet Propulsion Laboratory	G-281185
43.U01	I	49,375	U. S. National Aeronautics and Space Administration	LETTER DATED 9-23-03	National Action Council for Minorities in Engineering Inc	G-280155
47.041	D	2,039,835	Engineering			
47.041	I	94,660	Engineering	SUBGRANT NO. RG314-G1	Georgia Institute of Technology-Library	
47.049	D	222,875	Mathematical and Physical Sciences			
47.049	I	70,105	Mathematical and Physical Sciences	25-0521-0184-022	The University of Nebraska Lincoln	
47.050	D	704,724	Geosciences			
47.070	D	816,934	Computer and Information Science and Engineering			
47.070	I	5,184	Computer and Information Science and Engineering	SUBAWD000962	National Center for Atmospheric Research (NCAR)	
47.074	D	290,646	Biological Sciences			
47.074	I	57,738	Biological Sciences	61-2075NC	Michigan State University	
47.074	I	16,112	Biological Sciences	SUBAWARD # 2254/200201913	Cary Institute of Ecosystem Studies	
47.075	D	179,880	Social, Behavioral, and Economic Sciences			
47.076	D	6,076,456	Education and Human Resources			
47.076	I	142,642	Education and Human Resources	SUBAGREEMENT # 332-0252	Duke University	
47.079	D	(4,201)	Office of International Science and Engineering			
47.083	D	14,771	Integrative Activities			
47.083	I	36,088	Integrative Activities	Subaward No: MSU_NCANT_40614	Morgan State University	
47.RD	I	2,160	U. S. National Science Foundation	Chk #22632 Dated 10-9-2018	Council of Graduate Schools (CGS)	G-281036
47.RD	I	(1,890)	U. S. National Science Foundation	NSF IPA	National Science Foundation	G-260315
47.RD	I	101,462	U. S. National Science Foundation	POO19883	Morgan State University	G-281193
81.089	D	59,669	Fossil Energy Research and Development			
81.123	D	987,697	National Nuclear Security Administration (NNSA) Minority Serving Institutions (MSI) Program			
81.123	I	35,781	National Nuclear Security Administration (NNSA) Minority Serving Institutions (MSI) Program	SUB AWARD NO: F1040061-14-08	Norfolk State University	
81.123	I	6,241	National Nuclear Security Administration (NNSA) Minority Serving Institutions (MSI) Program	Subaward No: 1000004070	The University of Texas at San Antonio	
81.RD	I	28,200	U. S. Department of Energy	P.O. # 2229008	DOE Sandia National Laboratories	G-281174
81.RD	I	9,467	U. S. Department of Energy	P.O. # 2244761	DOE Sandia National Laboratories	G-281181
81.RD	I	11,520	U. S. Department of Energy	P.O.# 2230182	DOE Sandia National Laboratories	G-281172
81.RD	I	93,902	U. S. Department of Energy	PO # 2123806	DOE Sandia National Laboratories	G-281107
81.RD	I	92,849	U. S. Department of Energy	PO# 135117	Fluor Marine Propulsion, LLC	G-270148
81.RD	I	18,875	U. S. Department of Energy	Sub-2020-10138	DOE National Renewable Energy Laboratory (NREL)	G-281120
81.RD	I	8,146	U. S. Department of Energy	Subcontract 4300162351	Consolidated Nuclear Security LLC	G-281115
81.RD	I	38,192	U. S. Department of Energy	Subcontract No: 4000176724	DOE Oak Ridge National Laboratories	G-281105
81.RD	I	23,902	U. S. Department of Energy	Subcontract No: 4000182500	DOE Oak Ridge National Laboratories	G-281147
81.U01	I	1,507	U. S. Department of Energy	LETTER DATED 07-17-2018	Kansas City National Security Campus (KCNSC)	G-281024
84.007	D	1,099,540	Federal Supplemental Educational Opportunity Grants			
84.031	D	12,186,020	Higher Education Institutional Aid			
84.033	D	113,663	Federal Work-Study Program			
84.038	D	476,598	Federal Perkins Loan Program Federal Capital Contributions			
84.042	D	310,456	TRIO Student Support Services			
84.044	D	195,326	TRIO Talent Search			
84.047	D	532,869	TRIO Upward Bound			
84.063	D	31,303,248	Federal Pell Grant Program			
84.120	D	156,041	Minority Science and Engineering Improvement			
84.129	D	108,110	Rehabilitation Long-Term Training			
84.133	I	24,772	National Institute on Disability and Rehabilitation Research	SUBCONTRACT DATED 10/27/2014	Langston University	
84.268	D	83,015,259	Federal Direct Student Loans			
84.325	D	341,771	Special Education - Personnel Development to Improve Services and Results for Children with Disabilities			
84.336	D	442,183	Teacher Quality Partnership Grants			
84.336	I	220,327	Teacher Quality Partnership Grants	Subaward No: U336S180027-01	High Point University	

SCHEDULE OF EXPENDITURES OF FEDERAL AWARDS (BY STATE AGENCY)

For the Fiscal Year Ended June 30, 2021

Federal ALN	Direct/ Indirect	Program Expenditures	ALN Program Title	Pass-Through Entity Number	Pass-Through Entity Name	Additional Award Information
84.379	D	83,790	Teacher Education Assistance for College and Higher Education Grants (TEACH Grants)			
84.425E	D	7,083,214	COVID-19 - Education Stabilization Fund			
84.425F	D	7,898,578	COVID-19 - Education Stabilization Fund			
84.425J	D	37,081,335	COVID-19 - Education Stabilization Fund			
93.113	I	19,918	Environmental Health	SUBAWARD# 1-340-0215502-52722L	Research Triangle Institute	
93.213	I	148,185	Research and Training in Complementary and Integrative Health	SUBAWARD NO:UFDSP00010628	University of Florida	
93.213	I	54,742	Research and Training in Complementary and Integrative Health	Subaward No: 1(GG013599-01)	Columbia University	
93.243	D	100,501	Substance Abuse and Mental Health Services Projects of Regional and National Significance			
93.262	I	2,696	Occupational Safety and Health Program	Email dated 10/16/19	University of Kentucky	
93.286	D	(85)	Discovery and Applied Research for Technological Innovations to Improve Human Health			
93.307	I	6,417	Minority Health and Health Disparities Research	HU-150006	Hampton University	
93.307	I	6,416	Minority Health and Health Disparities Research	Subaward No: HU - 190006	Hampton University	
93.350	I	17,026	National Center for Advancing Translational Sciences	Subagreement No: 0009533-10009	Howard University	
93.398	I	5,121	Cancer Research Manpower	Subaward No: WFUHS 114319	Wake Forest University Baptist Medical Center	
93.732	D	569,007	Mental and Behavioral Health Education and Training Grants			
93.837	I	137,603	Cardiovascular Diseases Research	Subaward No: 1GG013681-01	Columbia University	
93.837	I	11,974	Cardiovascular Diseases Research	Subaward No: WU-21-251	Washington University in Saint Louis	
93.838	D	253,137	Lung Diseases Research			
93.839	D	108,234	Blood Diseases and Resources Research			
93.847	I	128,218	Diabetes, Digestive, and Kidney Diseases Extramural Research	Subaward No. 56-120370-442531	Wake Forest University	
93.847	I	11,305	Diabetes, Digestive, and Kidney Diseases Extramural Research	Subaward No: 450-120370-442532	North Carolina Diabetes Research Center (NCDRC)	
93.847	I	10,968	Diabetes, Digestive, and Kidney Diseases Extramural Research	Subaward No: VUMC90816	Vanderbilt University Medical Center	
93.859	D	1,631,427	Biomedical Research and Research Training			
93.865	D	59,093	Child Health and Human Development Extramural Research			
93.866	I	52,603	Aging Research	Subaward No: L03030302-Sub02	Rush University Medical Center	
93.866	I	29,834	Aging Research	Subaward No: Overman 21-001	Elon University	
93.925	D	642,541	Scholarships for Health Professions Students from Disadvantaged Backgrounds			
93.982	D	278,690	Mental Health Disaster Assistance and Emergency Mental Health			
97.061	I	40,611	Centers for Homeland Security	Subaward No: ASUB00000365	Arizona State University	
97.RD	I	5,696	U. S. Department of Homeland Security	letter dated 1/14/2021	Oak Ridge Institute for Science and Education	G-270170
98.001	I	2,093	USAID Foreign Assistance for Programs Overseas	SUBAWARD # 2015-06391-02	University Of Illinois-Urbana-Champaign	
		215,560,215	Total - North Carolina Agricultural & Technical State University			
North Carolina Central University						
10.310	D	45,239	Agriculture and Food Research Initiative (AFRI)			
10.855	D	901,389	Distance Learning and Telemedicine Loans and Grants			
11.417	D	-	Sea Grant Support			
12.420	D	1,946	Military Medical Research and Development			
12.630	D	5,091	Basic, Applied, and Advanced Research in Science and Engineering			
16.525	D	8,057	Grants to Reduce Domestic Violence, Dating Violence, Sexual Assault, and Stalking on Campus			
21.008	D	46,218	Low Income Taxpayer Clinics			
43.008	D	40,832	Office of Stem Engagement (OSTEM)			
45.024	D	16,317	Promotion of the Arts Grants to Organizations and Individuals			
45.312	D	9,102	National Leadership Grants			
47.041	D	338,737	Engineering			
47.049	I	702,338	Mathematical and Physical Sciences	337 - 0024	Duke University	
47.050	D	176,965	Geosciences			
47.070	D	58,201	Computer and Information Science and Engineering			
47.074	D	107,100	Biological Sciences			
47.075	D	-	Social, Behavioral, and Economic Sciences			
47.076	D	1,127,597	Education and Human Resources			
59.037	D	-	Small Business Development Centers			
81.049	D	235,909	Office of Science Financial Assistance Program			
81.123	D	305,850	National Nuclear Security Administration (NNSA) Minority Serving Institutions (MSI) Program			
84.007	D	2,172,256	Federal Supplemental Educational Opportunity Grants			
84.031	D	8,864,960	Higher Education Institutional Aid			
84.033	D	849,234	Federal Work-Study Program			
84.042	D	266,331	TRIO Student Support Services			
84.063	D	18,085,631	Federal Pell Grant Program			

SCHEDULE OF EXPENDITURES OF FEDERAL AWARDS (BY STATE AGENCY)

For the Fiscal Year Ended June 30, 2021

Federal ALN	Direct/ Indirect	Program Expenditures	ALN Program Title	Pass-Through Entity Number	Pass-Through Entity Name	Additional Award Information
84.120	D	299,113	Minority Science and Engineering Improvement			
84.217	D	226,228	TRIO McNair Post-Baccalaureate Achievement			
84.268	D	86,237,393	Federal Direct Student Loans			
84.305	D	91,159	Education Research, Development and Dissemination			
84.325	D	450,592	Special Education - Personnel Development to Improve Services and Results for Children with Disabilities			
84.379	D	29,850	Teacher Education Assistance for College and Higher Education Grants (TEACH Grants)			
84.425E	D	4,466,281	COVID-19 - Education Stabilization Fund			
84.425J	D	21,735,495	COVID-19 - Education Stabilization Fund			
93.113	D	-	Environmental Health			
93.172	I	10,587	Human Genome Research	3021542	Duke University	
93.173	I	504	Research Related to Deafness and Communication Disorders	1090527 - 396355	RDH Bank Database Development	
93.243	D	136,298	Substance Abuse and Mental Health Services Projects of Regional and National Significance			
93.273	D	923,700	Alcohol Research Programs			
93.307	D	2,773,779	Minority Health and Health Disparities Research			
93.310	D	201,908	Trans-NIH Research Support			
93.359	D	131	Nurse Education, Practice Quality and Retention Grants			
93.393	D	7,722	Cancer Cause and Prevention Research			
93.395	D	135,321	Cancer Treatment Research			
93.396	D	646,855	Cancer Biology Research			
93.397	D	768,809	Cancer Centers Support Grants			
93.398	D	37,336	Cancer Research Manpower			
93.847	I	28,607	Diabetes, Digestive, and Kidney Diseases Extramural Research	1(GG011644-01)	Colombia University	
93.855	I	44,776	Allergy and Infectious Diseases Research	530	University of Wisconsin	
93.859	I	1,028,536	Biomedical Research and Research Training	CNVA00047882 (126884 - 9)	University of Pittsburgh	
93.865	I	82,593	Child Health and Human Development Extramural Research	3021715	Duke University	
93.866	D	36,301	Aging Research			
97.005	I	162,150	State and Local Homeland Security National Training Program	FY16-00097-S01-NCCU, FY17-0052-S01-NCCU, FY18-0075-S01-NCCU, FY19-00048-S01-NCCU	Rural Domestic Preparedness	
97.062	D	775,718	Scientific Leadership Awards			
		155,703,042	Total - North Carolina Central University			
North Carolina State University						
10.001	D	1,970,637	Agricultural Research Basic and Applied Research			
10.001	I	100,146	Agricultural Research Basic and Applied Research	58-8070-0-003	USDA Ars	
10.025	D	7,692,125	Plant and Animal Disease, Pest Control, and Animal Care			
10.025	I	164,853	Plant and Animal Disease, Pest Control, and Animal Care	AP19PPQS&T00C197	USDA Aphis	
10.025	I	159,291	Plant and Animal Disease, Pest Control, and Animal Care	AP19PPQS&T00C210	USDA Aphis	
10.168	D	64,464	Farmers Market Promotion Program			
10.170	I	55,162	Specialty Crop Block Grant Program - Farm Bill	6059-NCSU-PDA-7029	Pennsylvania State Univ	
10.170	I	109,790	Specialty Crop Block Grant Program - Farm Bill	RC109247-NCSU	Michigan State University	
10.175	D	28,891	Farmers Market and Local Food Promotion Program			
10.200	D	1,152,847	Grants for Agricultural Research, Special Research Grants			
10.200	I	44,343	Grants for Agricultural Research, Special Research Grants	1285-FY18IR4NCSU-BARON	Rutgers University	
10.200	I	146,792	Grants for Agricultural Research, Special Research Grants	1310-FY19IR4NCSU-BARON	Rutgers University	
10.200	I	542	Grants for Agricultural Research, Special Research Grants	19-003	Univ Of Florida	
10.200	I	8,282	Grants for Agricultural Research, Special Research Grants	2000755016	Univ Of Florida	
10.200	I	12,348	Grants for Agricultural Research, Special Research Grants	2018-3055	South Reg Aqua Ctr	
10.200	I	45	Grants for Agricultural Research, Special Research Grants	2100836767	Univ Of Florida	
10.200	I	645	Grants for Agricultural Research, Special Research Grants	322725321673.04.05.FR20-4	South Reg Aqua Ctr	
10.200	I	16	Grants for Agricultural Research, Special Research Grants	PO 1800632827	Univ Of Florida	
10.200	I	9,029	Grants for Agricultural Research, Special Research Grants	PO 1900663647	Univ Of Florida	
10.200	I	4,972	Grants for Agricultural Research, Special Research Grants	PO 2000754990	Univ Of Florida	
10.200	I	14,439	Grants for Agricultural Research, Special Research Grants	PO 2000807335	Univ Of Florida	
10.200	I	21,212	Grants for Agricultural Research, Special Research Grants	PO 2100821783	Univ Of Florida	
10.200	I	5,305	Grants for Agricultural Research, Special Research Grants	PO# 1800575092	Univ Of Florida	
10.200	I	(22)	Grants for Agricultural Research, Special Research Grants	PO# 2000754989	Univ Of Florida	
10.200	I	2,240	Grants for Agricultural Research, Special Research Grants	PO# 2000755012	Univ Of Florida	
10.200	I	(4,163)	Grants for Agricultural Research, Special Research Grants	PO#1103533	Rutgers University	
10.200	I	85,950	Grants for Agricultural Research, Special Research Grants	PO#2000754404	Univ Of Florida	
10.200	I	6,008	Grants for Agricultural Research, Special Research Grants	PO#2000782924	Univ Of Florida	

SCHEDULE OF EXPENDITURES OF FEDERAL AWARDS (BY STATE AGENCY)

For the Fiscal Year Ended June 30, 2021

Federal ALN	Direct/ Indirect	Program Expenditures	ALN Program Title	Pass-Through Entity Number	Pass-Through Entity Name	Additional Award Information
10.200	I	12,500	Grants for Agricultural Research, Special Research Grants	PO-2000808217	Univ Of Florida	
10.200	I	90,705	Grants for Agricultural Research, Special Research Grants	UMS1238	Univ Of Maine	
10.202	D	953,999	Cooperative Forestry Research			
10.203	D	6,625,848	Payments to Agricultural Experiment Stations Under the Hatch Act			
10.207	D	220,407	Animal Health and Disease Research			
10.210	D	173,822	Higher Education – Graduate Fellowships Grant Program			
10.212	I	4,999	Small Business Innovation Research	20-1133	Sinnovatek, Inc.	
10.212	I	(856)	Small Business Innovation Research	2015-0619	Shure Foods, Inc.	
10.212	I	71,044	Small Business Innovation Research	2020-2830	Synshark LLC	
10.215	I	587	Sustainable Agriculture Research and Education	419235-19071	Virginia Polytech Inst.	
10.215	I	3,729	Sustainable Agriculture Research and Education	SUB00001414	Univ. Of Georgia	
10.215	I	3,985	Sustainable Agriculture Research and Education	SUB00001888	Univ Of Georgia	
10.215	I	3,457	Sustainable Agriculture Research and Education	SUB00001949	Univ Of Georgia	
10.215	I	485	Sustainable Agriculture Research and Education	SUB00001993	Univ Of Georgia	
10.215	I	7,795	Sustainable Agriculture Research and Education	SUB00002014	Univ Of Georgia	
10.215	I	101,121	Sustainable Agriculture Research and Education	SUB00002015	Univ Of Georgia	
10.215	I	101,439	Sustainable Agriculture Research and Education	SUB00002032	Univ Of Georgia	
10.215	I	5,624	Sustainable Agriculture Research and Education	SUB00002040	Board Reg Univ System Georgia	
10.215	I	8,517	Sustainable Agriculture Research and Education	SUB00002104	Univ Of Georgia	
10.215	I	10,154	Sustainable Agriculture Research and Education	SUB00002111	Univ Of Georgia	
10.215	I	8,967	Sustainable Agriculture Research and Education	SUB00002113	Univ Of Georgia	
10.216	I	52,443	1890 Institution Capacity Building Grants	KSU19-008	Kentucky State Univ	
10.217	D	27,495	Higher Education - Institution Challenge Grants Program			
10.219	D	426,043	Biotechnology Risk Assessment Research			
10.219	I	9,378	Biotechnology Risk Assessment Research	82936-Z5153201	Univ Of Maryland, College Park	
10.219	I	60,564	Biotechnology Risk Assessment Research	9500073429	Univ Of Tennessee	
10.220	D	8,302	Higher Education - Multicultural Scholars Grant Program			
10.225	I	2,748	Community Food Projects	2019-0315	Farmer Foodshare	
10.228	I	8,352	Alaska Native Serving and Native Hawaiian Serving Institutions Education Grants	UAF 19-0118	University Of Alaska Fairbanks	
10.250	D	37,395	Agricultural and Rural Economic Research, Cooperative Agreements and Collaborations			
10.303	D	273,832	Integrated Programs			
10.303	I	(1,949)	Integrated Programs	A18-1198-S001	Univ Of Cal - Davis	
10.303	I	30,814	Integrated Programs	A21-1561-S0001	Univ Of Cal - Davis	
10.303	I	10,629	Integrated Programs	RC108966NCSU	Michigan State University	
10.304	I	33,701	Homeland Security Agricultural	UFDSP00011542 / P0019073	Univ Of Florida	
10.307	D	385,915	Organic Agriculture Research and Extension Initiative			
10.307	I	77,905	Organic Agriculture Research and Extension Initiative	2048-207-2012799	Clemson University	
10.307	I	32,907	Organic Agriculture Research and Extension Initiative	36 22091 410 76190	Tuskegee University	
10.307	I	16,706	Organic Agriculture Research and Extension Initiative	F0004577402020	Purdue University	
10.307	I	7,877	Organic Agriculture Research and Extension Initiative	SUB00001846	Univ Of Georgia	
10.309	D	5,796,179	Specialty Crop Research Initiative			
10.309	I	4,920	Specialty Crop Research Initiative	06-M1703518	Texas A&M Univ.	
10.309	I	264,860	Specialty Crop Research Initiative	2168-207-2023550	Clemson University	
10.309	I	5,454	Specialty Crop Research Initiative	332.77-21.2178	Tennessee State University	
10.309	I	87,195	Specialty Crop Research Initiative	79598-10780	Cornell University	
10.309	I	50,840	Specialty Crop Research Initiative	92884-20619	Cornell University	
10.309	I	42,383	Specialty Crop Research Initiative	A18-0425-S003-P0671355	Univ Of Cal - Santa Cruz	
10.309	I	5,019	Specialty Crop Research Initiative	M2002886	Texas A&M Univ.	
10.309	I	8,155	Specialty Crop Research Initiative	RC105573NCSU	Michigan State University	
10.309	I	245,430	Specialty Crop Research Initiative	RC107752C	Michigan State University	
10.309	I	115,624	Specialty Crop Research Initiative	RC111377D	Michigan State University	
10.309	I	131,473	Specialty Crop Research Initiative	RC111414B	Michigan State University	
10.309	I	47,994	Specialty Crop Research Initiative	SUB00002011	Univ Of Florida	
10.309	I	1,944	Specialty Crop Research Initiative	SUB00002406	Univ Of Georgia	
10.309	I	55,143	Specialty Crop Research Initiative	SUBAWARD # M1900024	Texas A&M Univ.	
10.310	D	7,962,892	Agriculture and Food Research Initiative (AFRI)			
10.310	I	52,709	Agriculture and Food Research Initiative (AFRI)	0467 PO# 864010	Rutgers University	
10.310	I	5,627	Agriculture and Food Research Initiative (AFRI)	10010542-NCSU	Bowling Green State University	
10.310	I	34,800	Agriculture and Food Research Initiative (AFRI)	10050723-01-PO U000257934	Univ Of Utah	
10.310	I	6,491	Agriculture and Food Research Initiative (AFRI)	126319_G003570	Washington State University	
10.310	I	83,610	Agriculture and Food Research Initiative (AFRI)	17 009835 A 00	Univ Of Massachusetts	
10.310	I	92,142	Agriculture and Food Research Initiative (AFRI)	19-060-NCSU	West Virginia Univ. Research	
10.310	I	38,029	Agriculture and Food Research Initiative (AFRI)	2015-68004-23179	Pennsylvania State Univ	

SCHEDULE OF EXPENDITURES OF FEDERAL AWARDS (BY STATE AGENCY)

For the Fiscal Year Ended June 30, 2021

Federal ALN	Direct/ Indirect	Program Expenditures	ALN Program Title	Pass-Through Entity Number	Pass-Through Entity Name	Additional Award Information
10.310	I	854	Agriculture and Food Research Initiative (AFRI)	21-4264	Univ Of South Carolina	
10.310	I	8,470	Agriculture and Food Research Initiative (AFRI)	3200001832-18-312	Univ Of Kentucky	
10.310	I	78,602	Agriculture and Food Research Initiative (AFRI)	410553	Univ Of Connecticut	
10.310	I	68	Agriculture and Food Research Initiative (AFRI)	422585-19071	Virginia Polytech Inst.	
10.310	I	330,696	Agriculture and Food Research Initiative (AFRI)	5197-NCSU-USDA-3179	Pennsylvania State Univ	
10.310	I	13,688	Agriculture and Food Research Initiative (AFRI)	52672-Z5004201	Univ Of Maryland, College Park	
10.310	I	55,970	Agriculture and Food Research Initiative (AFRI)	6101-NCSU-USDA-9251	Pennsylvania State Univ	
10.310	I	(23)	Agriculture and Food Research Initiative (AFRI)	8500050750	Univ Of Tennessee	
10.310	I	48,532	Agriculture and Food Research Initiative (AFRI)	91660-Z5129202	Univ Of Maryland, College Park	
10.310	I	56,137	Agriculture and Food Research Initiative (AFRI)	929	Univ Of Wisconsin- Madison	
10.310	I	2,623	Agriculture and Food Research Initiative (AFRI)	9500077010	Univ Of Tennessee	
10.310	I	2,725	Agriculture and Food Research Initiative (AFRI)	9500092119	Univ Of Tennessee	
10.310	I	5,908	Agriculture and Food Research Initiative (AFRI)	95324-Z5248201	Univ Of Maryland, College Park	
10.310	I	6,511	Agriculture and Food Research Initiative (AFRI)	A19-0080-S001	Univ Of Cal - Davis	
10.310	I	83,202	Agriculture and Food Research Initiative (AFRI)	C0490A-A	Oregon State Univ.	
10.310	I	11,992	Agriculture and Food Research Initiative (AFRI)	F0016875202004	Purdue University	
10.310	I	9,396	Agriculture and Food Research Initiative (AFRI)	F9002711902003	Purdue University	
10.310	I	1,306	Agriculture and Food Research Initiative (AFRI)	H006644301	Univ Of Minnesota	
10.310	I	21,488	Agriculture and Food Research Initiative (AFRI)	RC104967NCSU	Michigan State University	
10.310	I	(5,115)	Agriculture and Food Research Initiative (AFRI)	RC105883NCSU	Michigan State University	
10.310	I	16,371	Agriculture and Food Research Initiative (AFRI)	RC111302B	Michigan State University	
10.310	I	1,925	Agriculture and Food Research Initiative (AFRI)	SUB00002304	Univ Of Florida	
10.310	I	211,141	Agriculture and Food Research Initiative (AFRI)	UFDSP00011871 P0051625	Univ Of Florida	
10.310	I	(15,469)	Agriculture and Food Research Initiative (AFRI)	Z5775007	Univ Of Maryland, College Par	
10.311	D	113,270	Beginning Farmer and Rancher Development Program			
10.311	I	3,519	Beginning Farmer and Rancher Development Program	2017-1521	Orange County Part. For Youth	
10.311	I	3,175	Beginning Farmer and Rancher Development Program	2019-2727	Center For Heirs Prop. Pres.	
10.311	I	8,188	Beginning Farmer and Rancher Development Program	549147-19071	Virginia Polytech Inst.	
10.312	I	14,311	Biomass Research and Development Initiative Competitive Grants Program (BRDI)	PO#14951	Nc Biotechnology Ct	
10.318	D	851	Women and Minorities in Science, Technology, Engineering, and Mathematics Fields			
10.326	I	4,455	Capacity Building for Non-Land Grant Colleges of Agriculture (NLGCA)	21A539-01	Texas Tech University	
10.328	I	16,741	National Food Safety Training, Education, Extension, Outreach, and Technical Assistance Competitive Grants Program	UFDSP00012322	Univ Of Florida	
10.329	D	1,622,074	Crop Protection and Pest Management Competitive Grants Program			
10.329	I	9,015	Crop Protection and Pest Management Competitive Grants Program	2019-1250	Southern Region IPM Center	
10.329	I	11,658	Crop Protection and Pest Management Competitive Grants Program	2020-1741	Southern Region IPM Center	
10.329	I	7,299	Crop Protection and Pest Management Competitive Grants Program	2020-2156	Southern Region IPM Center	
10.329	I	11,306	Crop Protection and Pest Management Competitive Grants Program	2021-1645	Southern Region IPM Center	
10.329	I	1,703	Crop Protection and Pest Management Competitive Grants Program	2021-1802	Southern Region IPM Center	
10.329	I	225	Crop Protection and Pest Management Competitive Grants Program	2021-1832	Southern Region IPM Center	
10.336	D	60,793	Veterinary Services Grant Program			
10.500	D	17,300,676	Cooperative Extension Service			
10.500	I	279,038	Cooperative Extension Service	3-580840.02	Oklahoma State Univ.	
10.500	I	281	Cooperative Extension Service	31011-17	Univ Of Arkansas	
10.500	I	40,001	Cooperative Extension Service	5969-NCSU-UM-3501	Pennsylvania State Univ	
10.500	I	6,627	Cooperative Extension Service	A00-0983-S047	Kansas State University	
10.500	I	134,486	Cooperative Extension Service	A00-0983-S081	Kansas State University	
10.500	I	13,432	Cooperative Extension Service	C00067296-4	Curators Of Univ Of Missouri	
10.500	I	14,661	Cooperative Extension Service	NTAE-2020-2005	Extension Foundation	
10.500	I	15,629	Cooperative Extension Service	PO NO. 2000755010	Univ Of Florida	
10.500	I	117,811	Cooperative Extension Service	S19082.01	Kansas State University	
10.527	D	603	New Beginnings for Tribal Students			
10.604	D	209,115	Technical Assistance for Specialty Crops Program			
10.652	D	16,086	Forestry Research			
10.674	D	161,609	Wood Utilization Assistance			
10.675	D	64,263	Urban and Community Forestry Program			
10.684	D	(2,941)	International Forestry Programs			
10.699	D	638,121	Partnership Agreements			
10.707	D	38,840	Research Joint Venture and Cost Reimbursable Agreements			
10.777	D	38,649	Norman E. Borlaug International Agricultural Science and Technology Fellowship			
10.902	D	85,930	Soil and Water Conservation			
10.902	I	3,970	Soil and Water Conservation	0008804/010821	Univ Of Rhode Island	
10.902	I	17,288	Soil and Water Conservation	21-0657	National Black Farmers Assoc.	
10.902	I	4,287	Soil and Water Conservation	549158-19071	Virginia Polytech Inst.	

SCHEDULE OF EXPENDITURES OF FEDERAL AWARDS (BY STATE AGENCY)

For the Fiscal Year Ended June 30, 2021

Federal ALN	Direct/ Indirect	Program Expenditures	ALN Program Title	Pass-Through Entity Number	Pass-Through Entity Name	Additional Award Information
10.903	D	148,908	Soil Survey			
10.912	D	7,421	Environmental Quality Incentives Program			
10.912	I	13,936	Environmental Quality Incentives Program	25-6553-0079-002	Univ Of Nebraska-Lincoln	
10.912	I	55,080	Environmental Quality Incentives Program	WLFW 2019-03	Pheasants Forever	
10.960	D	71,036	Technical Agricultural Assistance			
10.960	I	(626)	Technical Agricultural Assistance	2019-0868	Nappo	
10.RD	D	37,879	U. S. Department of Agriculture			1-312-0215472-52847L
10.RD	D	30,101	U. S. Department of Agriculture			17-JV-11272138-069
10.RD	D	19,333	U. S. Department of Agriculture			19-PA-11081100-185
10.RD	D	42,353	U. S. Department of Agriculture			20-JV-11330170-006
10.RD	D	9,764	U. S. Department of Agriculture			2019-0897
10.RD	D	60,434	U. S. Department of Agriculture			21-86
10.RD	D	13,245	U. S. Department of Agriculture			AP21PPQFO000C372
10.RD	D	11,481	U. S. Department of Agriculture			M21GXMAP22-03
10.RD	I	20,611	U. S. Department of Agriculture	1-312-0215472-52847L	Rti International	19-CS-11083150-250
10.RD	I	140	U. S. Department of Agriculture	1-312-0216148-65141L	Rti International	1-312-0216148-65141L
10.RD	I	6,123	U. S. Department of Agriculture	18-04-NCSU	Christmas Tree Promotion Board	18-04-NCSU
10.RD	I	32,150	U. S. Department of Agriculture	21-86	Potatoes USA	17-JV-11242315-134
10.RD	I	166,469	U. S. Department of Agriculture	CA18-SS-0000000002;534667	Found. For Food & Agri. Res	19-JV-11242314-113
10.RD	I	88,307	U. S. Department of Agriculture	E17-99	U.S. Endow For Forest & Comm.	20-JV-11330160-090
10.U03	I	6,345	U. S. Department of Agriculture	2019-0897	Vebcog	900-0100-001-00279
10.U04	I	7,146	U. S. Department of Agriculture	M21GXMAP22-03	American Seed Trade Assoc	1-312-0216148-65141L
11.012	I	24,864	Integrated Ocean Observing System (IOOS)	IOOS.16(028).NCSU.NN.MINI	Secoora	
11.012	I	8,641	Integrated Ocean Observing System (IOOS)	IOOS.16(028)NCSU.RH.GLD.1	Secoora	
11.012	I	139,649	Integrated Ocean Observing System (IOOS)	IOOS.16(028)NCSU.RH.MOD.1	Secoora	
11.417	D	719,670	Sea Grant Support			
11.417	I	18,237	Sea Grant Support	0009046/021521/ PO#174738	Univ Of Rhode Island	
11.417	I	6,913	Sea Grant Support	SUB00002505	Univ Of Florida	
11.417	I	16,256	Sea Grant Support	USM-8006110-01	Univ Of Southern Mississippi	
11.417	I	33,929	Sea Grant Support	USM-8006110-02	Univ Of Southern Mississippi	
11.427	D	38,020	Fisheries Development and Utilization Research and Development Grants and Cooperative Agreements Program			
11.427	I	6,990	Fisheries Development and Utilization Research and Development Grants and Cooperative Agreements Program	91618-Z7588203	Univ Of Maryland Eastern Shore	
11.431	D	202,007	Climate and Atmospheric Research			
11.431	I	52,820	Climate and Atmospheric Research	35-5420-2005-001	Univ Of Nebraska Medical Ctr	
11.432	I	(1,443)	National Oceanic and Atmospheric Administration (NOAA) Cooperative Institutes	13342-Z7812001	Univ Of Maryland, College Park	
11.432	I	5,334,190	National Oceanic and Atmospheric Administration (NOAA) Cooperative Institutes	80843-Z7553201	Univ Of Maryland, College Park	
11.433	D	29,167	Marine Fisheries Initiative			
11.451	I	17,573	Gulf Coast Ecosystem Restoration Science, Observation, Monitoring, and Technology	A19-0206-S004	Univ Of South Alabama	
11.454	D	156,063	Unallied Management Projects			
11.459	D	149,989	Weather and Air Quality Research			
11.468	D	155,733	Applied Meteorological Research			
11.468	I	81,204	Applied Meteorological Research	S2020-140	Synoptic Data	
11.468	I	48	Applied Meteorological Research	TASK ORDER#2018-2960	Synoptic Data	
11.474	I	5,081	Atlantic Coastal Fisheries Cooperative Management Act	18-501	Asmf	
11.478	D	79,858	Center for Sponsored Coastal Ocean Research Coastal Ocean Program			
11.482	D	6,961	Coral Reef Conservation Program			
11.609	D	225,636	Measurement and Engineering Research and Standards			
11.611	D	4,408,193	Manufacturing Extension Partnership			
11.611	I	10,197	Manufacturing Extension Partnership	2021-1703	A.L.Philpott Manufacturing	
11.611	I	19,817	Manufacturing Extension Partnership	32166-OT	Michigan Mfg Tech Center	
11.619	I	297,330	Arrangements for Interdisciplinary Research Infrastructure	52888 (SP2.0-005)	Niimbl - Univ Of Delaware	
11.619	I	543,460	Arrangements for Interdisciplinary Research Infrastructure	57953	Niimbl - Univ Of Delaware	
11.619	I	401,104	Arrangements for Interdisciplinary Research Infrastructure	57954	Niimbl - Univ Of Delaware	
11.619	I	9,295	Arrangements for Interdisciplinary Research Infrastructure	PC1.0-037	Niimbl - Univ Of Delaware	
11.619	I	57,719	Arrangements for Interdisciplinary Research Infrastructure	PC1.0-3	Niimbl - Univ Of Delaware	
11.619	I	86,270	Arrangements for Interdisciplinary Research Infrastructure	PC1.0-35	Niimbl - Univ Of Delaware	
11.619	I	1,317	Arrangements for Interdisciplinary Research Infrastructure	PC2.1-059	Niimbl - Univ Of Delaware	
11.619	I	49,536	Arrangements for Interdisciplinary Research Infrastructure	PC2.2-090	Niimbl - Univ Of Delaware	
11.619	I	15,455	Arrangements for Interdisciplinary Research Infrastructure	PC2.2-099	Niimbl - Univ Of Delaware	
11.619	I	277,251	Arrangements for Interdisciplinary Research Infrastructure	PC2.2-106	Niimbl - Univ Of Delaware	
11.619	I	188,872	Arrangements for Interdisciplinary Research Infrastructure	PC2.2-120	Niimbl - Univ Of Delaware	
11.619	I	884,510	Arrangements for Interdisciplinary Research Infrastructure	SUBAWARD # 45781	Niimbl - Univ Of Delaware	

SCHEDULE OF EXPENDITURES OF FEDERAL AWARDS (BY STATE AGENCY)

For the Fiscal Year Ended June 30, 2021

Federal ALN	Direct/ Indirect	Program Expenditures	ALN Program Title	Pass-Through Entity Number	Pass-Through Entity Name	Additional Award Information
11.620	D	31,797	Science, Technology, Business and/or Education Outreach			
11.RD	D	37,912	U. S. Department of Commerce			1305M219NFFM0201
11.U01	I	3,127	U. S. Department of Commerce	NA16OAR4310163	Univ Of South Carolina	NA16OAR4310163
12.002	D	552,893	Procurement Technical Assistance For Business Firms			
12.300	D	3,276,155	Basic and Applied Scientific Research			
12.300	I	169,873	Basic and Applied Scientific Research	130417-5114575	Harvard University	
12.300	I	121,683	Basic and Applied Scientific Research	1559313	Univ Of Colorado - Boulder	
12.300	I	72,816	Basic and Applied Scientific Research	21-ME-203221-NCSU	Auburn University	
12.300	I	46,591	Basic and Applied Scientific Research	W9126G-17-2-0025	Cooperative Ecosystem Studies	
12.300	I	40,881	Basic and Applied Scientific Research	X20-801009-NCSU	Nat'L Inst. Of Aerospace	
12.330	D	98,622	Science, Technology, Engineering & Mathematics (STEM) Education, Outreach and Workforce Program			
12.335	D	18,819	Navy Command, Control, Communications, Computers, Intelligence, Surveillance, and Reconnaissance			
12.351	D	65,291	Scientific Research - Combating Weapons of Mass Destruction			
12.351	I	179,512	Scientific Research - Combating Weapons of Mass Destruction	UNIV59846	Vanderbilt University	
12.351	I	60,070	Scientific Research - Combating Weapons of Mass Destruction	X0214A-B	Oregon State Univ.	
12.355	D	668,574	Pest Management and Vector Control Research			
12.357	I	162,113	ROTC Language and Culture Training Grants	PGO1801-NCSU-12	Institute Of Int'L Education	
12.357	I	40,908	ROTC Language and Culture Training Grants	PGO1801-NCSU-12-PGO-051-P	Institute Of Int'L Education	
12.420	D	600,779	Military Medical Research and Development			
12.420	I	133,725	Military Medical Research and Development	C16J12325 (J00246)	Yale University	
12.420	I	221,604	Military Medical Research and Development	GG12011 154266	Univ Of Virginia	
12.420	I	38,455	Military Medical Research and Development	H98230-19-D-0012	USAMRAA	
12.420	I	14,556	Military Medical Research and Development	N4175619C3083	Military Medical Research and Development	
12.431	D	2,482,632	Basic Scientific Research			
12.431	I	114,200	Basic Scientific Research	0160 G UA560	Univ Of California-Los Angeles	
12.431	I	109,292	Basic Scientific Research	1130233-423126	Carnegie Mellon Univ	
12.431	I	70,007	Basic Scientific Research	2004717319	Johns Hopkins University	
12.431	I	17,082	Basic Scientific Research	2019-2776	Prescient Edge	
12.431	I	148,662	Basic Scientific Research	2019-3029	Aded LLC	
12.431	I	114,430	Basic Scientific Research	277-101150-115190	Wake Forest University	
12.431	I	14,104	Basic Scientific Research	450760-19071	Virginia Polytech Inst.	
12.431	I	87,724	Basic Scientific Research	92689116 / 10593502	Univ Of Southern Cal	
12.617	D	776,852	Economic Adjustment Assistance for State Governments			
12.630	D	155,709	Basic, Applied, and Advanced Research in Science and Engineering			
12.630	I	397,775	Basic, Applied, and Advanced Research in Science and Engineering	744993	Battelle Memorial Institute	
12.630	I	238,328	Basic, Applied, and Advanced Research in Science and Engineering	PO# US001-0000-744993	Battelle Memorial Institute	
12.630	I	44,008	Basic, Applied, and Advanced Research in Science and Engineering	SUB00002223	Univ Of Georgia	
12.630	I	99,414	Basic, Applied, and Advanced Research in Science and Engineering	T0018	Armi	
12.632	I	62,262	Legacy Resource Management Program	E18-91	U.S. Endow For Forest & Comm.	
12.800	D	2,546,690	Air Force Defense Research Sciences Program			
12.800	I	12,490	Air Force Defense Research Sciences Program	085341-16309	Univ Of Illinois- Urbana	
12.800	I	(267)	Air Force Defense Research Sciences Program	5011-NCSU-AFOSR-0067	Pennsylvania State Univ	
12.800	I	62,827	Air Force Defense Research Sciences Program	6122-NCSU-AFOSR-0295	Pennsylvania State Univ	
12.800	I	162,571	Air Force Defense Research Sciences Program	AWD100348 (SUB00000078)	Univ Of Chicago	
12.800	I	32,201	Air Force Defense Research Sciences Program	C-5067	FAMU-FSU	
12.800	I	68,709	Air Force Defense Research Sciences Program	NB18-20-21	Nbmc / Semi	
12.800	I	20,194	Air Force Defense Research Sciences Program	TS19-16-18-001	Taitech, Inc.	
12.800	I	34,234	Air Force Defense Research Sciences Program	X19-901038-NCSU	Nat'L Inst. Of Aerospace	
12.901	D	231,834	Mathematical Sciences Grants			
12.902	D	742,966	Information Security Grants			
12.910	D	1,170,347	Research and Technology Development			
12.910	I	118,493	Research and Technology Development	16226149	Univ Of Central Florida	
12.910	I	(2,745)	Research and Technology Development	60066428	Ohio State Univ.	
12.910	I	1,430,321	Research and Technology Development	60075277 (PO# RF01599338)	Ohio State Univ.	
12.910	I	267,353	Research and Technology Development	ASUB00000246	Arizona State Univ.	
12.RD	D	474	U. S. Department of Defense			FA8650-14-C-2434
12.RD	I	(3,827)	U. S. Department of Defense	108781SB3J	Booz Allen Hamilton, Inc.	PO 1625275
12.RD	I	31,291	U. S. Department of Defense	121-01	Sys Mat'L Res Corp, Smrc	2019-3054 PO20-01096 W911NF-17-D-0006
12.RD	I	(3,131)	U. S. Department of Defense	15-0459	Brigham Young University	2018-3095
12.RD	I	109,524	U. S. Department of Defense	16246083-05	Univ Of Central Florida	16246083-05 12.999
12.RD	I	60,472	U. S. Department of Defense	165852-18F5828-19-18-C1	Arctos Tech Solutions, LLC	H98230-19-D-0012
12.RD	I	79,466	U. S. Department of Defense	1904	Storagenergy Tech, Inc.	H98230-19-D-0012

SCHEDULE OF EXPENDITURES OF FEDERAL AWARDS (BY STATE AGENCY)

For the Fiscal Year Ended June 30, 2021

Federal ALN	Direct/ Indirect	Program Expenditures	ALN Program Title	Pass-Through Entity Number	Pass-Through Entity Name	Additional Award Information
12.RD	I	141,064	U. S. Department of Defense	1905	Storagenenergy Tech, Inc.	H98230-19-D-0012
12.RD	I	39,536	U. S. Department of Defense	20-004 FA8649-20-P-0343	Corvid Technologies	2020-1690 20-004FA8649-20-P-0343
12.RD	I	1,790	U. S. Department of Defense	20-1196	Perceptronics Solutions	2020-3100
12.RD	I	19,621	U. S. Department of Defense	2004901326	Johns Hopkins University	2021-20111000006
12.RD	I	(345)	U. S. Department of Defense	2015-1957	Solutions-Ies, Inc.	W81XWH-17-C-0192
12.RD	I	(4,571)	U. S. Department of Defense	2017-1403	Nla Diagnostics, LLC	2017-1403
12.RD	I	112,534	U. S. Department of Defense	2017-2205	Radiabeam Technologies, LLC	W912HQ-18-C-0048
12.RD	I	114,898	U. S. Department of Defense	2017-2205 N68335-18-C-0103	NATIONAL SECURITY AGENCY	2017-2205 N68335-18-C-0103
12.RD	I	48,034	U. S. Department of Defense	2017-SC003	Coherent Technical Serv, Inc.	W912HZ-17-2-0010
12.RD	I	3,614	U. S. Department of Defense	2018-0174	Vadum, Inc.	FA864921P0575
12.RD	I	(11,484)	U. S. Department of Defense	2018-3095	Espira, Inc	2018-3095
12.RD	I	10,919	U. S. Department of Defense	2018-3095	Espira, Inc	47QTCA18D00DK
12.RD	I	65,168	U. S. Department of Defense	2019-0677 CWMD1821-003/ 2018-884	USARMY	2019-0677 CWMD1821-003/2018-884
12.RD	I	23,690	U. S. Department of Defense	2019-0928	NATIONAL SECURITY AGENCY	2020-0862 N68936-20-C-0003
12.RD	I	9,106	U. S. Department of Defense	2019-1060	NATIONAL SECURITY AGENCY	47QTCA18D00DK
12.RD	I	94,486	U. S. Department of Defense	2019-1972 2469-1 FA8651-19-C-0122	NATIONAL SECURITY AGENCY	2019-1972 2469-1 FA8651-19-C-0122
12.RD	I	95	U. S. Department of Defense	2019-2136	Adroit Materials, Inc.	2020-0584 W911QX19P0221
12.RD	I	62,180	U. S. Department of Defense	2019-2673 165852-18F5828-19-18-C1	NATIONAL SECURITY AGENCY	2019-2673 165852-18F5828-19-18-C1
12.RD	I	98,722	U. S. Department of Defense	2019-3108	ARMY CORPS OF ENGINEERS	2019-0617 POUS001-0000765800 W911NF-19-C-0090
12.RD	I	184,027	U. S. Department of Defense	2019-3242	ARMY RESEARCH OFFICE	2020-1237 W912CG20C0008
12.RD	I	174,583	U. S. Department of Defense	2019-TSSA-0002	Mide Technology Corp	2020-1704
12.RD	I	29,963	U. S. Department of Defense	2020-0358	Nirsense LLC	N6833520C0837
12.RD	I	(3)	U. S. Department of Defense	2020-0584	Adroit Materials, Inc.	2015-1957
12.RD	I	47,807	U. S. Department of Defense	2020-1046 46000006792	NATIONAL SECURITY AGENCY	2020-1046 46000006792
12.RD	I	246,462	U. S. Department of Defense	2020-1180	Adroit Materials, Inc.	2020-0610 2019-TSSA-0002
12.RD	I	325,320	U. S. Department of Defense	2020-1180 W911NF20C0020	NATIONAL SECURITY AGENCY	2020-1180 W911NF20C0020
12.RD	I	55,076	U. S. Department of Defense	2020-1236	Haley & Aldrich, Inc.	H98230-19-D-0012
12.RD	I	57,317	U. S. Department of Defense	2020-1236 W91HQ18C0081	NATIONAL SECURITY AGENCY	2020-1236 W91HQ18C0081
12.RD	I	28,818	U. S. Department of Defense	2020-1300	Adroit Materials, Inc.	2020-0862 N68936-20-C-0003
12.RD	I	47,585	U. S. Department of Defense	2020-1690 20-004FA8649-20-P-0343	NATIONAL SECURITY AGENCY	2020-1690 20-004FA8649-20-P-0343
12.RD	I	66,157	U. S. Department of Defense	2020-2016	Ampac, LLC	IPA2020-2931
12.RD	I	6,642	U. S. Department of Defense	2020-2232	Nahsai, LLC	2020-1197 N6833519C0754
12.RD	I	68,401	U. S. Department of Defense	2020-2822	Nahsai, LLC	H98230-19-D-0012
12.RD	I	18,898	U. S. Department of Defense	2021-0545	Archaius LLC	FX20D-TCS01-0052
12.RD	I	12,218	U. S. Department of Defense	2021-1156H98230-19-D-0012/ DO-0002	NATIONAL SECURITY AGENCY	W911QY-17-C-0032
12.RD	I	16,076	U. S. Department of Defense	2021-1331H98230-19-D-0012/ DO-0002	NATIONAL SECURITY AGENCY	H98230-19-D-0012/DO-0002
12.RD	I	3,890	U. S. Department of Defense	2021-1383W911QY21P0065	Eccalon, LLC	47QTCA18D00DK
12.RD	I	69,433	U. S. Department of Defense	2037-1909	Sa Photonics	H98230-19-D-0012
12.RD	I	2,104	U. S. Department of Defense	21-1035	Nirsense LLC	2020-1036 #3953-1 W911NF-20-P-0039
12.RD	I	21,994	U. S. Department of Defense	218-884 PROJ AGMT NO. 1	Advanced Technology Intl	H98230-19-D-0012
12.RD	I	88,396	U. S. Department of Defense	2469-1	Intelligent Automation, Inc.	H98230-19-D-0012
12.RD	I	383	U. S. Department of Defense	2575-1	Intelligent Automation, Inc.	2018-3165
12.RD	I	(909)	U. S. Department of Defense	342902NCSU	Luna Innovations, Inc	FA8650-12-D-3211-0003 (Triad To#3, SISA)
12.RD	I	1,259	U. S. Department of Defense	3953-1	Maxentric Technologies, LLC	W911QY-16-P-0197
12.RD	I	69,160	U. S. Department of Defense	41769	Advanced Cooling Technologies	HR0011-20-C-0053
12.RD	I	36,765	U. S. Department of Defense	4342-FPN-1	Maxentric Technologies, LLC	H98230-19-D-0012
12.RD	I	45,298	U. S. Department of Defense	4600006792	Aerospace Corporation	H98230-19-D-0012
12.RD	I	8,453	U. S. Department of Defense	47QTCA18D00DK	Eccalon, LLC	2020-1057 VADUM-19-SC-0003 A19C-007-0083
12.RD	I	3,500	U. S. Department of Defense	47QTCA18D00DK	Eccalon, LLC	2020-1196 N6833519C0838
12.RD	I	8,453	U. S. Department of Defense	47QTCA18D00DK	Eccalon, LLC	W911QY21P0065
12.RD	I	742	U. S. Department of Defense	501020	Aptim	2019-2136 W911NF19C0016
12.RD	I	108,361	U. S. Department of Defense	5019	Water Research Foundation	W912HZ2020001
12.RD	I	3,374	U. S. Department of Defense	7000459524	MIT Lincoln Laboratory	2019-1333 VADUM-19-SC-0003 A172-132-018
12.RD	I	3,793	U. S. Department of Defense	A101479	Woods Hole Oceanographic Inst.	2019-3269 PO7000459524 FA8702-15-D-0001
12.RD	I	30,847	U. S. Department of Defense	BF.1401.005.NCSU.20.01	Tda Research, Inc.	2020-0358 W15QKN199108
12.RD	I	28	U. S. Department of Defense	CVI7007-01	Control Vision, Inc.	W900K-15-C-0027
12.RD	I	73,471	U. S. Department of Defense	DSC3130-02	Macaulay-Brown, Inc.	2019-0260 2037-1909 W911SR-19-C-0027
12.RD	I	72,492	U. S. Department of Defense	FA864920P1003	NATIONAL SECURITY AGENCY	FA864920P1003
12.RD	I	252,737	U. S. Department of Defense	FUND CR A60FJ PO506117041	NATIONAL SECURITY AGENCY	FUND CR A60FJ PO506117041

SCHEDULE OF EXPENDITURES OF FEDERAL AWARDS (BY STATE AGENCY)

For the Fiscal Year Ended June 30, 2021

Federal ALN	Direct/ Indirect	Program Expenditures	ALN Program Title	Pass-Through Entity Number	Pass-Through Entity Name	Additional Award Information
12.RD	I	7,711	U. S. Department of Defense	GS.1102.013.NCSU.19.01	Tda Research, Inc.	FX20D-TCSO1-0052
12.RD	I	19,412	U. S. Department of Defense	GS.1102.013.NCSU.19.01	Tda Research, Inc.	H98230-19-D-0012/DO-0002
12.RD	I	34,822	U. S. Department of Defense	H98230-19-D-0012	Adroit Materials, Inc.	H98230-19-D-0012
12.RD	I	8,430	U. S. Department of Defense	H98230-19-D-0012	NATIONAL SECURITY AGENCY	2019-2250 A101479 N3943019C2173
12.RD	I	3,941,338	U. S. Department of Defense	H98230-19-D-0012	NATIONAL SECURITY AGENCY	H98230-19-D-0012
12.RD	I	57,930	U. S. Department of Defense	H98230-19-D-0012	Strategic Environmental Research and Development Program	H98230-19-D-0012
12.RD	I	46,272	U. S. Department of Defense	H98230-19-D-0012	U. S. Department of Defense	H98230-19-D-0012
12.RD	I	499,907	U. S. Department of Defense	H98230-19-D-0012	US ARMY - SOLDIER SYSTEMS CENT	H98230-19-D-0012
12.RD	I	13,729	U. S. Department of Defense	H98230-19-D-0012/DO-0002	NATIONAL SECURITY AGENCY	2020-2232 FA864920P0600
12.RD	I	29,433	U. S. Department of Defense	H98230-19-D-0012/DO-0002	NATIONAL SECURITY AGENCY	H98230-19-D-0012
12.RD	I	238,439	U. S. Department of Defense	HR0011-20-C-0053	NATIONAL SECURITY AGENCY	HR0011-20-C-0053
12.RD	I	110,348	U. S. Department of Defense	IPA2020-1917	NATIONAL SECURITY AGENCY	IPA2020-1917
12.RD	I	1,156	U. S. Department of Defense	KR2021S4P1_NCSU	Kairos Research LLC	2020-1473
12.RD	I	1,245,172	U. S. Department of Defense	N6523619C8013	NATIONAL SECURITY AGENCY	N6523619C8013
12.RD	I	54,230	U. S. Department of Defense	N68335-18-C-0007 2017-SC003	NATIONAL SECURITY AGENCY	N68335-18-C-0007 2017-SC003
12.RD	I	74,086	U. S. Department of Defense	N68335-19-C-0079 DSC3130-02	NATIONAL SECURITY AGENCY	N68335-19-C-0079 DSC3130-02
12.RD	I	10,932	U. S. Department of Defense	N6833519C0754	Perceptronics Solutions	2019-3054 PO20-01096 W911NF-17-D-0006
12.RD	I	26,412	U. S. Department of Defense	N6833520C0837	Perceptronics Solutions	2021-0483
12.RD	I	13,531	U. S. Department of Defense	NR-K164	Florida Atlantic University	H98230-19-D-0012/DO-0002
12.RD	I	145,005	U. S. Department of Defense	P02735	Iris Technology	H98230-19-D-0012
12.RD	I	(79,683)	U. S. Department of Defense	PO 1625275	Boeing Company	PO 1625275
12.RD	I	98,693	U. S. Department of Defense	PO 5100009048-0	Bwx Technologies	H98230-19-D-0012
12.RD	I	103,946	U. S. Department of Defense	PO 5100009048-0	NAT'L RECONNAISSANCE OFFICE	PO 5100009048-0
12.RD	I	303,158	U. S. Department of Defense	PO00150493 / 4T126	Teledyne Scientific & Imaging	HR0011-20-C-0053
12.RD	I	3,912	U. S. Department of Defense	PO20-01096	Applied Research Assoc. (Ara)	FA864920P0328
12.RD	I	8,458	U. S. Department of Defense	PO20-01096	Applied Research Assoc. (Ara)	H98230-19-D-0012
12.RD	I	16,097	U. S. Department of Defense	S000633	Accenture	W31P4Q-18-C-0083
12.RD	I	93,338	U. S. Department of Defense	SCN09652	Martin Defense Group, LLC	2020-0313 1904 W911NF-19-C-0074
12.RD	I	66,745	U. S. Department of Defense	SCN09652	Martin Defense Group, LLC	2020-2016 N6833518C0180
12.RD	I	364,807	U. S. Department of Defense	SCN09652	Martin Defense Group, LLC	H98230-19-D-0012
12.RD	I	(272)	U. S. Department of Defense	SOT-NCSU-CRIA-16-01	Orsa Technologies LLC	W912HZ18C0026
12.RD	I	31,978	U. S. Department of Defense	SP4701-18-C-0070 121-01	NATIONAL SECURITY AGENCY	SP4701-18-C-0070 121-01
12.RD	I	31,465	U. S. Department of Defense	STTR2021-002-NC STATE	Crown Consulting	2020-3163W911NF21P0024
12.RD	I	31,510	U. S. Department of Defense	SUBCONTRACT NO. 100058	Portland State University	W911NF-20-P-0047
12.RD	I	13,215	U. S. Department of Defense	TS21-00-2402-001	Taitech, Inc	W911NF21C0012
12.RD	I	113,277	U. S. Department of Defense	UNIV61670	Vanderbilt University	H98230-19-D-0012
12.RD	I	97,675	U. S. Department of Defense	US001-0000765800	Battelle Memorial Institute	H98230-19-D-0012
12.RD	I	1,545	U. S. Department of Defense	VADUM-19-SC-0003	Vadum, Inc.	N39430-17-C-1941
12.RD	I	5,150	U. S. Department of Defense	VADUM-19-SC-0003	Vadum, Inc.	W911NF-17-C-0086
12.RD	I	78,574	U. S. Department of Defense	VADUM-20-BEAGLE2S	Vadum, Inc.	H98230-19-D-0012
12.RD	I	31,004	U. S. Department of Defense	VADUM-20-SCOUTER	Vadum, Inc.	H98230-19-D-0012/DO-0002
12.RD	I	11,391	U. S. Department of Defense	VADUM-21-MOCKINGBIRD_2	Vadum, Inc.	H98230-19-D-0012
12.RD	I	13,732	U. S. Department of Defense	W31P4Q-18-C-0083	Perceptronics Solutions	FA8650-21-F-2402
12.RD	I	(2,220)	U. S. Department of Defense	W81XWH-17-C-0192	Perceptronics Solutions	2017-1403
12.RD	I	(373)	U. S. Department of Defense	W900KK-15-C-0028	ARMY CORPS OF ENGINEERS	W900KK-15-C-0028
12.RD	I	166,231	U. S. Department of Defense	W911NF-18-C-0086	NATIONAL SECURITY AGENCY	W911NF-18-C-0086
12.RD	I	91,734	U. S. Department of Defense	W911NF-20-C-0052	NATIONAL SECURITY AGENCY	W911NF-20-C-0052
12.RD	I	41,493	U. S. Department of Defense	W911NF21C0013	NATIONAL SECURITY AGENCY	W911NF21C0013
12.RD	I	39,330	U. S. Department of Defense	W911QX21C0005	NATIONAL SECURITY AGENCY	W911QX21C0005
12.RD	I	32,950	U. S. Department of Defense	W911QY20C0061	Espira, Inc	FA864921P0130
12.RD	I	34,533	U. S. Department of Defense	W911QY20C0061	NATIONAL SECURITY AGENCY	W911QY20C0061
12.RD	I	73,191	U. S. Department of Defense	W911QY21P0012	NATIONAL SECURITY AGENCY	W911QY21P0012
12.RD	I	155,682	U. S. Department of Defense	W912CG20C0008	Adroit Materials, Inc.	H98230-19-D-0012
12.RD	I	33,710	U. S. Department of Defense	W912HQ-18-C-0027 Subcontract NO. 100058	NATIONAL SECURITY AGENCY	W912HQ-18-C-0027 SUBCONTRACT NO. 100058
12.RD	I	114,962	U. S. Department of Defense	W912HQ20C0040	NATIONAL SECURITY AGENCY	W912HQ20C0040
12.RD	I	60,387	U. S. Department of Defense	W912HQ21P0005	NATIONAL SECURITY AGENCY	W912HQ21P0005
12.RD	I	(286)	U. S. Department of Defense	XO200A-A	Oregon State Univ.	342902NCSU W911QY-18-C-0003 3429-ARM-2T
14.906	D	193,857	Healthy Homes Technical Studies Grants			
15.232	D	63,100	Joint Fire Science Program			
15.423	D	58,658	Bureau of Ocean Energy Management (BOEM) Environmental Studies (ES)			
15.605	I	(9,648)	Sport Fish Restoration	2021-000109	Puerto Rico Dentr	
15.608	I	17,066	Fish and Wildlife Management Assistance	SUB000002047	Univ Of Florida	
15.628	D	18,271	Multistate Conservation Grant			

SCHEDULE OF EXPENDITURES OF FEDERAL AWARDS (BY STATE AGENCY)

For the Fiscal Year Ended June 30, 2021

Federal ALN	Direct/ Indirect	Program Expenditures	ALN Program Title	Pass-Through Entity Number	Pass-Through Entity Name	Additional Award Information
15.654	D	496,859	National Wildlife Refuge System Enhancements			
15.663	I	159,238	NFWF-USFWS Conservation Partnership	8020.16.054141	Nat'L Fish & Wildlife Found.	
15.670	D	6,961	Adaptive Science			
15.674	D	219	National Fire Plan-Wildland Urban Interface Community Fire Assistance			
15.678	D	209,348	Cooperative Ecosystem Studies Units			
15.805	D	43,639	Assistance to State Water Resources Research Institutes			
15.808	D	127,763	U.S. Geological Survey Research and Data Collection			
15.810	D	4,785	National Cooperative Geologic Mapping			
15.812	D	811,317	Cooperative Research Units			
15.820	D	1,248,437	National and Regional Climate Adaptation Science Centers			
15.945	D	323,566	Cooperative Research and Training Programs -- Resources of the National Park System			
15.RD	D	538	U. S. Department of Interior			140P4220P0047 15.008
15.RD	D	27,105	U. S. Department of Interior			2020-1528 IPA 15.008
15.RD	D	20,305	U. S. Department of Interior			2021-1187 15.008
15.RD	I	30,311	U. S. Department of Interior	2021-0704	USDI, NAT'L PARK SER	140P4220P0047
15.RD	I	3,159	U. S. Department of Interior	NCOUA101339072017	Nature Conservancy	F12AC01516/NCOUA101339072017
15.U01	I	18,193	U. S. Department of Interior	2020-2900	Conservation Trust For Nc	1302.20.067994
15.U02	I	49,613	U. S. Department of Interior	2100186	Eastern Band Of The Cherokee	F12AC01516/NCOUA101339072017
15.U03	I	78,187	U. S. Department of Interior	1302.20.067994	USDI, GEOLOGICAL SUR	1302.20.067994
16.560	D	106,774	National Institute of Justice Research, Evaluation, and Development Project Grants			
16.560	I	34,275	National Institute of Justice Research, Evaluation, and Development Project Grants	131506-G003990	Washington State University	
16.726	I	6,506	Juvenile Mentoring Program	2019-1289	National 4-H Council	
16.726	I	43,349	Juvenile Mentoring Program	2020-1135	National 4-H Council	
17.268	D	1,185,323	H-1B Job Training Grants			
17.268	I	206,483	H-1B Job Training Grants	19200257-004	Purdue University	
17.502	D	123,072	Occupational Safety and Health Susan Harwood Training Grants			
19.040	I	45,578	Public Diplomacy Programs	45-2402-1031-309	Univ Of Nebraska - Omaha	
19.900	D	62,547	AEECA/ESF PD Programs			
19.U01	I	241	U. S. Department of State	3000212006	Institute Of Int'L Education	S-ECAGD-19-0033
19.U02	I	13,019	U. S. Department of State	3000212006	Institute Of Int'L Education	S-ECAGD-19-0033
20.109	D	112,862	Air Transportation Centers of Excellence			
20.205	I	5,458	Highway Planning and Construction	2019-2330	Triangle J County Govt	
20.205	I	1,592	Highway Planning and Construction	TRM 19/20 DCHC	City Of Durham	
20.215	D	20,706	Highway Training and Education			
20.RD	D	5,294	U. S. Department of Transportation			693JJ319D00031 20.109
20.RD	I	54,401	U. S. Department of Transportation	110309	Virginia Trans. Res. Council	69A3551747104
20.RD	I	30,875	U. S. Department of Transportation	188907	Wsp USA	69A3551747104
20.RD	I	122,929	U. S. Department of Transportation	2018-0550	U. S. Department of Transportation	693JJ319D00031
20.RD	I	106,481	U. S. Department of Transportation	2020-2912	U. S. DEPT OF TRANS	69A3551747104
20.RD	I	91,950	U. S. Department of Transportation	2020-2912	U. S. DEPT OF TRANS	DTFH6116D00040
20.RD	I	(11,446)	U. S. Department of Transportation	25183004	Alaska Dot	0527(028)
20.RD	I	59,481	U. S. Department of Transportation	25193012	Alaska Dot	DTFH61-13-H-00024
20.RD	I	75,826	U. S. Department of Transportation	25203040	Alaska Dot	69A3551747104
20.RD	I	(9)	U. S. Department of Transportation	2563018	Alaska Dot	0527(028)
20.RD	I	66,493	U. S. Department of Transportation	38617.1	Vanasse Hangen Brustlin, Inc.	VTRC117566
20.RD	I	54,996	U. S. Department of Transportation	AMEND #20 / UFDSP00011674	Univ Of Florida	69A3551747104
20.RD	I	16,369	U. S. Department of Transportation	AMEND #20 / UFDSP00011674	Univ Of Florida	HR 20-05(52-04)
20.RD	I	42,106	U. S. Department of Transportation	AMEND #21 / UFDSP00011674	Univ Of Florida	7-000019150
20.RD	I	79,094	U. S. Department of Transportation	AMEND #22 / UFDSP00011674	Univ Of Florida	4000(184)
20.RD	I	46,431	U. S. Department of Transportation	AMEND #27 / UFDSP00011674	Univ Of Florida	69A3551747104
20.RD	I	24,884	U. S. Department of Transportation	AMEND #29 / UFDSP00011674	Univ Of Florida	69A3551747104
20.RD	I	4,499	U. S. Department of Transportation	AMEND #32 / UFDSP00011674	Univ Of Florida	693JJ918F000208/DTNH2217D00040
20.RD	I	30,315	U. S. Department of Transportation	AMEND. #2 / UFDSP00011674	Univ Of Florida	DTFH61-13-H-00024
20.RD	I	18	U. S. Department of Transportation	DTPH5616C00001	Pipeline & Hazardous Materials	4000(162)
20.RD	I	6,692	U. S. Department of Transportation	J2481A-A	Oregon State Univ.	DTPH5616C00001
20.RD	I	(1,068)	U. S. Department of Transportation	S-001986-NCSU-00 14-00560	Applied Research Assoc. (Ara)	DTFH61-13-C-00025/S-001986-NCSU-00 14-00560
20.RD	I	112,917	U. S. Department of Transportation	S-0194-D00194.00083-NCSU	Applied Research Assoc. (Ara)	693JK320C000009
20.RD	I	102,245	U. S. Department of Transportation	S-0363-D00194.00310-NCSU	Applied Research Assoc. (Ara)	527031
20.RD	I	151,531	U. S. Department of Transportation	S-769-D00099-00212-00-NCS	Applied Research Assoc. (Ara)	693JK320C000009
20.RD	I	26,051	U. S. Department of Transportation	SUB0001538 / #905	National Academy Of Sciences	2020-1729
20.RD	I	58,677	U. S. Department of Transportation	SUB0001538 / #905	National Academy Of Sciences	69A3551747104
20.RD	I	47,856	U. S. Department of Transportation	SUB0001538 / #905	National Academy Of Sciences	DTFH61-13-H-00024
20.RD	I	38,665	U. S. Department of Transportation	UFDSP00011674	Univ Of Florida	DTFH61-13-H-00024

SCHEDULE OF EXPENDITURES OF FEDERAL AWARDS (BY STATE AGENCY)

For the Fiscal Year Ended June 30, 2021

Federal ALN	Direct/ Indirect	Program Expenditures	ALN Program Title	Pass-Through Entity Number	Pass-Through Entity Name	Additional Award Information
20.RD	I	8,445	U. S. Department of Transportation	UFDSP00011674 (AMEND #12)	Univ Of Florida	69A3551747104
20.U01	I	(289)	U. S. Department of Transportation	19-072	Go Triangle	2019-3114 19-072
20.U02	I	5,640	U. S. Department of Transportation	19-072	Go Triangle	DTFH61-13-H-00024/HR 03-113SUB0000490
20.U03	I	13,916	U. S. Department of Transportation	UFDSP00011674	Univ Of Florida	2019-3114 19-072
20.U04	I	19,167	U. S. Department of Transportation	69A3551747104	Triangle J County Govt	69A3551747104
21.019	I	10,000	Coronavirus Relief Fund	EC00000000005493	Wake County	
40.RD	D	21,946	U. S. Government Printing Office			CCF-2028850 40.070
43.001	D	605,521	Science			
43.001	I	(2,751)	Science	160823	Johns Hopkins University	
43.001	I	4,859	Science	3TB325	South Dakota State Univ.	
43.001	I	79,898	Science	4500002641	Boston University	
43.001	I	29,924	Science	GO0-21052X	Smithsonian Astrophys Observ	
43.001	I	39,909	Science	GO0-21057B	Smithsonian Astrophys Observ	
43.001	I	11,304	Science	GO7-18068X	Smithsonian Astrophys Observ	
43.001	I	19,831	Science	GO8-19053X	Smithsonian Astrophys Observ	
43.001	I	68,606	Science	GO9-20067X	Smithsonian Astrophys Observ	
43.001	I	49,909	Science	OAI-NSSC2-20170	Ohio Aerospace Institute	
43.001	I	9,536	Science	SUBAWD000767	Univ Corp Atmos Res	
43.002	D	9,318	Aeronautics			
43.002	I	233,826	Aeronautics	17-3379 PO2000034205	Univ Of South Carolina	
43.003	D	247,875	Exploration			
43.007	D	85,773	Space Operations			
43.007	I	31,757	Space Operations	UT21136 (PO# 31767)	Ohio University	
43.008	D	725,071	Office of Stem Engagement (OSTEM)			
43.008	I	1,393	Office of Stem Engagement (OSTEM)	49A24-A	Ny City College Of Technology	
43.008	I	14,000	Office of Stem Engagement (OSTEM)	C15-2B00-NCSU-201186-NCSU	Nat'L Inst. Of Aerospace	
43.012	D	171,097	Space Technology			
43.012	I	31,492	Space Technology	A20-0143-S001/PO277908	Rensselaer Polytechnic Inst.	
43.012	I	12,240	Space Technology	NCSU1	Howe Industries	
43.RD	I	7,707	U. S. National Aeronautics and Space Administration	1629372	California Inst. Of Tech.	NNX12CB01C
43.RD	I	1	U. S. National Aeronautics and Space Administration	2012-1749	Intelligent Fiber Optic System	2012-1749
43.RD	I	47,036	U. S. National Aeronautics and Space Administration	7022A-SC01	Opterus Research And Dev	HST-GO-15826.006-A
43.RD	I	98,965	U. S. National Aeronautics and Space Administration	C15-2B00-NCSU 301003-NCSU	Nat'L Inst. Of Aerospace	NNL09AA00A/80LARC17C0004
43.RD	I	35,339	U. S. National Aeronautics and Space Administration	C15-2B00-NCSU-202023-NCSU	Nat'L Inst. Of Aerospace	NNL09AA00A/80LARC17C0004/C15-2B00-NCSU 301003-NCSU
43.RD	I	3,000	U. S. National Aeronautics and Space Administration	C15-2B00-NCSU-202046-NCSU	Nat'L Inst. Of Aerospace	C15-2B00-NCSU-202046-NCSU
43.RD	I	16,264	U. S. National Aeronautics and Space Administration	C15-2B00-NCSU-401012-NCSU	Nat'L Inst. Of Aerospace	C15-2B00-NCSU/201157-NCSU
43.RD	I	5,296	U. S. National Aeronautics and Space Administration	C15-2B00-NCSU/201157-NCSU	National Aeronautics and Space Administration	C15-2B00-NCSU/201157-NCSU
43.RD	I	13,504	U. S. National Aeronautics and Space Administration	HST-GO-15339.011-A	Space Telescope Science Inst	80LARC17C0004
43.RD	I	49,491	U. S. National Aeronautics and Space Administration	HST-GO-15636.004-A	NASA	HST-GO-15636.004-A
43.RD	I	25,932	U. S. National Aeronautics and Space Administration	HST-GO-15636.004-A	Space Telescope Science Inst	HST-GO-15636.004-A
43.RD	I	18,160	U. S. National Aeronautics and Space Administration	HST-GO-15826.006-A	Space Telescope Science Inst	1629372
45.164	D	52,157	Promotion of the Humanities Public Programs			
45.169	D	42,132	Promotion of the Humanities Office of Digital Humanities			
45.312	D	28,232	National Leadership Grants			
47.041	D	14,515,134	Engineering			
47.041	I	(128)	Engineering	2019-1239	Agrospheres, Inc.	
47.041	I	12,835	Engineering	2019-3033	Sove, Inc.	
47.041	I	94,612	Engineering	2020-1548	Photoclide Protection, Inc.	
47.041	I	97,130	Engineering	4500003732	Boston University	
47.041	I	43,291	Engineering	480328-19071	Virginia Polytech Inst.	
47.041	I	(816)	Engineering	S1863P-A	Oregon State Univ.	
47.041	I	4,387	Engineering	UWSC11941/BPO48755	Univ Of Washington	
47.049	D	6,290,260	Mathematical and Physical Sciences			
47.049	I	(30)	Mathematical and Physical Sciences	16-296-NCSU	West Virginia Univ.	
47.049	I	115,521	Mathematical and Physical Sciences	337-0023	Duke University	
47.049	I	32,202	Mathematical and Physical Sciences	RC104177NCSU	Michigan State University	
47.050	D	1,649,107	Geosciences			
47.050	I	51,633	Geosciences	2021-14	University Of Oklahoma	
47.050	I	807	Geosciences	208LUC613	Portland State University	
47.050	I	19,083	Geosciences	3004146004	Univ Of Michigan	
47.050	I	22,740	Geosciences	420-41-15A	Iowa State University	
47.050	I	23,749	Geosciences	SUBK00010788/PO3005450823	Univ Of Michigan	
47.070	D	8,331,140	Computer and Information Science and Engineering			

SCHEDULE OF EXPENDITURES OF FEDERAL AWARDS (BY STATE AGENCY)

For the Fiscal Year Ended June 30, 2021

Federal ALN	Direct/ Indirect	Program Expenditures	ALN Program Title	Pass-Through Entity Number	Pass-Through Entity Name	Additional Award Information
47.070	I	1,026,364	Computer and Information Science and Engineering	2019-1542	Pawr, LLC.	
47.070	I	42,773	Computer and Information Science and Engineering	479590-19071	Virginia Polytech Inst.	
47.070	I	(1,239)	Computer and Information Science and Engineering	800005863-01UG	Florida Int'L Univ.	
47.070	I	5,563	Computer and Information Science and Engineering	800006701-01UG	Florida Int'L Univ.	
47.074	D	4,398,782	Biological Sciences			
47.074	I	(26,818)	Biological Sciences	16-04	Boyce Thompson Inst.	
47.074	I	31,650	Biological Sciences	20112101_NCSU	National Jewish Health	
47.074	I	36,020	Biological Sciences	2019-012	Univ Of Puerto Rico-Rio Piedra	
47.074	I	105,957	Biological Sciences	333-2720	Duke University	
47.074	I	5,430	Biological Sciences	4101-77383	Purdue University	
47.074	I	4,424	Biological Sciences	60078079 (PO#01617153)	Ohio State Univ.	
47.074	I	99,380	Biological Sciences	IOS-1444561	Nat'L Science Found	
47.074	I	50,913	Biological Sciences	M2100812-28-518170-00003	Texas A&M Univ.	
47.074	I	43,913	Biological Sciences	R1286	Dartmouth College	
47.075	D	579,348	Social, Behavioral, and Economic Sciences			
47.075	I	51,544	Social, Behavioral, and Economic Sciences	16-789	Arizona State Univ.	
47.075	I	16,521	Social, Behavioral, and Economic Sciences	333-2368	Duke University	
47.075	I	11,238	Social, Behavioral, and Economic Sciences	333-2617	Duke University	
47.075	I	27,264	Social, Behavioral, and Economic Sciences	5879-NCNU-NSF-7396	Pennsylvania State Univ	
47.075	I	11,958	Social, Behavioral, and Economic Sciences	PO# 1001448171	Univ Of Colorado - Denver	
47.076	D	12,255,557	Education and Human Resources			
47.076	I	50,199	Education and Human Resources	10068	Univ Of Cal - Berkeley	
47.076	I	93,796	Education and Human Resources	14246026-01	Univ Of Central Florida	
47.076	I	93,258	Education and Human Resources	2009212-199 NCSU	Horizon Research, Inc.	
47.076	I	2,660	Education and Human Resources	2019-001936	Univ Of Puerto Rico	
47.076	I	6,089	Education and Human Resources	29778-Z4602001	Univ Of Maryland, College Park	
47.076	I	79,343	Education and Human Resources	339.20.01	Concord Consortium	
47.076	I	70,942	Education and Human Resources	63019-01 / PO #270234	Era Univ-Daytona Beach	
47.076	I	32,266	Education and Human Resources	BL-4842404-NCST/PO0075800	Indiana University	
47.076	I	22,566	Education and Human Resources	DRL-1850024	Nat'L Science Found	
47.076	I	73,223	Education and Human Resources	LASER-TEC NCSU-2020	Indian River State College	
47.076	I	10,176	Education and Human Resources	UWSC8731 / PO# BPO10762	Univ Of Washington	
47.079	D	15,712	Office of International Science and Engineering			
47.083	D	1,458,033	Integrative Activities			
47.083	I	98,994	Integrative Activities	012454-003/004	University Of Cincinnati	
47.083	I	40,092	Integrative Activities	013204-002	University Of Cincinnati	
47.083	I	45,607	Integrative Activities	1 (GG017027)	Columbia University	
47.083	I	3,454	Integrative Activities	89933-Z3582203	Univ Of Maryland, College Park	
47.RD	D	469,819	U. S. National Science Foundation			DRL-1949122 47.046
47.RD	I	149,222	U. S. National Science Foundation	2017-2112_IPA	National Science Foundation	2017-2112_IPA
47.RD	I	3,458	U. S. National Science Foundation	2018-0109_IPA	National Science Foundation	2018-0109_IPA
47.RD	I	174,947	U. S. National Science Foundation	2018-0429_IPA	National Science Foundation	2018-0429_IPA
47.RD	I	287,570	U. S. National Science Foundation	2020-2771_IPA	National Science Foundation	2020-2771_IPA
47.RD	I	211,532	U. S. National Science Foundation	2021-0055_IPA	National Science Foundation	2021-0055_IPA
47.RD	I	222,424	U. S. National Science Foundation	OVT-RA-0001	National Science Foundation	OVT-RA-0001
47.RD	I	36,848	U. S. National Science Foundation	OVT-RA-0001	Onda Vision Technologies	2018-0109_IPA
47.RD	I	19,206	U. S. National Science Foundation	OVT-RA-0001	Onda Vision Technologies	OVT-RA-0001
59.037	D	5,233,989	Small Business Development Centers			
64.054	D	86,308	Research and Development			
64.RD	I	108,467	U. S. Department of Veterans Affairs	2018-0554 /PO #558-C15159	Durham VA Medical Center	2018-0554 /PO #558-C15159
64.RD	I	9,392	U. S. Department of Veterans Affairs	36C24E20Q0233	US DEPT OF VETERAN AFFAIRS	36C24E20Q0233
64.U01	I	4,127	U. S. Department of Veterans Affairs	2019-1437_IPA	US DEPT OF VETERAN AFFAIRS	2019-1437_IPA
66.456	D	32,013	National Estuary Program			
66.456	I	2,999	National Estuary Program	SUB00002089	Univ Of Florida	
66.460	I	14,795	Nonpoint Source Implementation Grants	2020-1615	Piedmont Conservation Council	
66.460	I	8,367	Nonpoint Source Implementation Grants	2020-2485	Cape Fear River Watch	
66.460	I	29,185	Nonpoint Source Implementation Grants	PO# 2020-00000506	Town Of Wake Forest	
66.461	D	54,374	Regional Wetland Program Development Grants			
66.509	D	338,757	Science To Achieve Results (STAR) Research Program			
66.509	I	(2,200)	Science To Achieve Results (STAR) Research Program	06-S160606	Texas A&M Agrilife Research	
66.509	I	24,423	Science To Achieve Results (STAR) Research Program	M2002831	Texas A&M Univ.	
66.511	I	195,847	Office of Research and Development Consolidated Research/Training/Fellowships	401579-5801	Colorado School Of Mines	
66.511	I	107,617	Office of Research and Development Consolidated Research/Training/Fellowships	451533-19071	Virginia Polytech Inst	
66.511	I	26,720	Office of Research and Development Consolidated Research/Training/Fellowships	E0199A-C	Oregon State Univ.	

SCHEDULE OF EXPENDITURES OF FEDERAL AWARDS (BY STATE AGENCY)

For the Fiscal Year Ended June 30, 2021

Federal ALN	Direct/ Indirect	Program Expenditures	ALN Program Title	Pass-Through Entity Number	Pass-Through Entity Name	Additional Award Information
66.516	D	21,357	P3 Award: National Student Design Competition for Sustainability			
66.716	I	19,309	Research, Development, Monitoring, Public Education, Outreach, Training, Demonstrations, and Studies	2020-1263	Extension Foundation	
66.951	I	19,469	Environmental Education Grants	2018-2750	Nc Found For Soil & Water	
66.RD	I	7,380	U. S. Environmental Protection Agency	36C24E20P0222	EPA	36C24E20P0222
66.RD	I	61,161	U. S. Environmental Protection Agency	68HE0B21P0283	EPA	68HE0B21P0283
66.RD	I	39,783	U. S. Environmental Protection Agency	7-312-0217117-66204L	Rti International	7-312-0217117-66204L
66.RD	I	77,054	U. S. Environmental Protection Agency	RLS2-NCSU-266	Jacobs	68HERH20P0127 PR-ORD-20-0
66.U01	I	12,176	U. S. Environmental Protection Agency	2018-0554 IPA	EPA	2018-0554 IPA
77.006	D	(4,213)	U. S. Nuclear Regulatory Commission Nuclear Education Grant Program			
77.008	D	189,932	U.S. Nuclear Regulatory Commission Scholarship and Fellowship Program			
81.049	D	3,495,367	Office of Science Financial Assistance Program			
81.049	I	1,112	Office of Science Financial Assistance Program	1(GG010862)	Columbia University	
81.049	I	46,590	Office of Science Financial Assistance Program	1555891 PO#1000911947	Univ Of Colorado - Boulder	
81.049	I	23,848	Office of Science Financial Assistance Program	2019-2600	Inventwood, LLC	
81.049	I	19,994	Office of Science Financial Assistance Program	2020-19973	Radiabeam Technologies, LLC	
81.049	I	30,177	Office of Science Financial Assistance Program	2021-1110	Calabazas Creek Research, Inc.	
81.049	I	(240)	Office of Science Financial Assistance Program	5026-NCSU-DOE-1090	Pennsylvania State Univ	
81.049	I	115,068	Office of Science Financial Assistance Program	520001	Triad National Security, LLC	
81.049	I	181,947	Office of Science Financial Assistance Program	5951-NCSU-DOE-1090	Pennsylvania State Univ	
81.049	I	135,594	Office of Science Financial Assistance Program	6021-NCSU-DOE-1090	Pennsylvania State Univ	
81.049	I	223,070	Office of Science Financial Assistance Program	AWD7773336-GR205924	Georgetown Univ.	
81.049	I	138,432	Office of Science Financial Assistance Program	DE-SC0019929	Catalytic And Redox Solutions	
81.049	I	85,638	Office of Science Financial Assistance Program	RC104899 - NCSU	Michigan State University	
81.049	I	226,396	Office of Science Financial Assistance Program	RC107830	Michigan State University	
81.049	I	99,405	Office of Science Financial Assistance Program	SUB00001810	Univ Of Georgia Res Fdn	
81.049	I	267,911	Office of Science Financial Assistance Program	SUB0000292	Princeton University	
81.049	I	89,100	Office of Science Financial Assistance Program	SUBK00011115/PO3005749735	Univ Of Michigan	
81.049	I	206,424	Office of Science Financial Assistance Program	WU-15-69 (PO#2922325Y)	Washington University-St Louis	
81.086	D	13,057,337	Conservation Research and Development			
81.086	I	178,585	Conservation Research and Development	0011-44526	Eaton Corp.	
81.086	I	127,626	Conservation Research and Development	1070252-432914	Carnegie Mellon Univ	
81.086	I	51,231	Conservation Research and Development	2019-3248	E4 Carolinas	
81.086	I	16,804	Conservation Research and Development	A19-0435-S003	Univ Of Tennessee	
81.086	I	72,199	Conservation Research and Development	DE-EE0009135 - NCSU	Eaton Corp.	
81.086	I	27,262	Conservation Research and Development	NO. 192216	Stanford Univ	
81.087	D	2,436,598	Renewable Energy Research and Development			
81.087	I	1,436	Renewable Energy Research and Development	1070227-382029	Carnegie Mellon Univ	
81.087	I	150,346	Renewable Energy Research and Development	4550 G XA169	Univ Of California-Los Angeles	
81.087	I	124,546	Renewable Energy Research and Development	8500051911	Univ Of Tennessee	
81.087	I	2,454	Renewable Energy Research and Development	DE-EE0007613	Atollogy	
81.087	I	465,775	Renewable Energy Research and Development	DE-EE0007888-05-6	Rapid Institute	
81.087	I	43,875	Renewable Energy Research and Development	G-27028-02	Colorado State Univ.	
81.087	I	263	Renewable Energy Research and Development	SUBAWARD # M1802860	Texas A&M Engine Exper Station	
81.089	D	1,105,306	Fossil Energy Research and Development			
81.089	I	17,594	Fossil Energy Research and Development	10017-02 / PO# SUST000003	Susteon Inc.	
81.089	I	124,338	Fossil Energy Research and Development	20-068-NCSU	West Virginia Univ.	
81.112	I	6,029	Stewardship Science Grant Program	323-0300	Duke University	
81.113	D	680,873	Defense Nuclear Nonproliferation Research			
81.113	I	25,731	Defense Nuclear Nonproliferation Research	3003222368	Univ Of Michigan	
81.117	D	688,599	Energy Efficiency and Renewable Energy Information Dissemination, Outreach, Training and Technical Analysis/Assistance			
81.121	D	1,951,126	Nuclear Energy Research, Development and Demonstration			
81.121	I	22,251	Nuclear Energy Research, Development and Demonstration	14000271-003	Purdue University	
81.121	I	14,899	Nuclear Energy Research, Development and Demonstration	14000337-004	Purdue University	
81.121	I	30	Nuclear Energy Research, Development and Demonstration	401012-5801	Colorado School Of Mines	
81.121	I	61,954	Nuclear Energy Research, Development and Demonstration	5725-NCSU-DOE-8717	Pennsylvania State Univ	
81.121	I	26,424	Nuclear Energy Research, Development and Demonstration	775K541	Univ Of Wisconsin	
81.121	I	91,174	Nuclear Energy Research, Development and Demonstration	9945	Univ Of Cal - Berkeley	
81.121	I	22,554	Nuclear Energy Research, Development and Demonstration	RELEASE #25 UNDER 145661	Battelle Energy Alliance, LLC	
81.121	I	103,107	Nuclear Energy Research, Development and Demonstration	S001257-USDOE	Pennsylvania State Univ	
81.121	I	19,074	Nuclear Energy Research, Development and Demonstration	S4893/PO#387177	Mass. Inst. Of Tech.	
81.121	I	43,712	Nuclear Energy Research, Development and Demonstration	S5191, PO#530808	Mass. Inst. Of Tech.	
81.121	I	136,446	Nuclear Energy Research, Development and Demonstration	SUBAWARD NO. 68016083-01	Univ Of Central Florida	

SCHEDULE OF EXPENDITURES OF FEDERAL AWARDS (BY STATE AGENCY)

For the Fiscal Year Ended June 30, 2021

Federal ALN	Direct/ Indirect	Program Expenditures	ALN Program Title	Pass-Through Entity Number	Pass-Through Entity Name	Additional Award Information
81.124	I	92,410	Predictive Science Academic Alliance Program	G0187A-A	Oregon State Univ.	
81.128	I	(1,704)	Energy Efficiency and Conservation Block Grant Program (EECBG)	2019-SEEA-111	Southeast Energy Eff Alliance	
81.135	D	1,424,523	Advanced Research Projects Agency - Energy			
81.135	I	98,709	Advanced Research Projects Agency - Energy	0011-43583	Eaton Corp	
81.135	I	(4,588)	Advanced Research Projects Agency - Energy	2015-3268	Grid Logic, Inc.	
81.135	I	293,058	Advanced Research Projects Agency - Energy	2018-0104	Adroit Materials, Inc.	
81.135	I	206,181	Advanced Research Projects Agency - Energy	2018-3411	Abb, Inc.	
81.135	I	95,068	Advanced Research Projects Agency - Energy	2020-1067	Aml Superconductivity	
81.135	I	29,683	Advanced Research Projects Agency - Energy	323-0308	Duke University	
81.135	I	259,013	Advanced Research Projects Agency - Energy	9153-20936	Vanderbilt University	
81.135	I	110,058	Advanced Research Projects Agency - Energy	96-19	SUNY - Albany	
81.135	I	25,876	Advanced Research Projects Agency - Energy	A21-0018-S001/PO284610	Rensselaer Polytechnic Inst.	
81.RD	I	71,043	U. S. Department of Energy	#M2100680	Texas A&M Univ.	DE-AC02-06CH11357
81.RD	I	103,476	U. S. Department of Energy	00145661-00002	Battelle Energy Alliance, LLC	DE-AC05-00OR22725
81.RD	I	17,650	U. S. Department of Energy	0F-60154	ARGONNE NAT'L LAB	DE-AC52-07NA27344
81.RD	I	59,821	U. S. Department of Energy	145661 RELEASE NO. 28	IDAHO NATIONAL LABORATORY	5-161615/SOW-15952
81.RD	I	222,654	U. S. Department of Energy	145661-14	Battelle Energy Alliance, LLC	2019-2836
81.RD	I	27,531	U. S. Department of Energy	156020	Battelle Energy Alliance, LLC	2188727
81.RD	I	130,110	U. S. Department of Energy	1871780	Sandia National Lab	595451
81.RD	I	15,782	U. S. Department of Energy	1994475	Sandia National Lab	2230912
81.RD	I	124,426	U. S. Department of Energy	2-145661/DE-AC07-051D14517	U. S. Department of Energy	2-145661/DE-AC07-051D14517
81.RD	I	17,600	U. S. Department of Energy	2019-2208	Riken Bnl Res. Center	2019-2208
81.RD	I	101,106	U. S. Department of Energy	2020-0200	L. BERKELEY NATL LAB	4000178994
81.RD	I	84,811	U. S. Department of Energy	2020-1542	OAK RIDGE NATIONAL LAB	4000182649
81.RD	I	73,190	U. S. Department of Energy	2020-3066	OAK RIDGE NATIONAL LAB	DE-AC07-05ID14517
81.RD	I	72,608	U. S. Department of Energy	2020-3165	OAK RIDGE NATIONAL LAB	4200000036/DE-AC05-00OR22725
81.RD	I	25,539	U. S. Department of Energy	2021-0305	SANDIA NATIONAL LAB	AGR-2020-10205
81.RD	I	74,772	U. S. Department of Energy	2021-0454	OAK RIDGE NATIONAL LAB	DE-AC02-05CH11231
81.RD	I	4,643	U. S. Department of Energy	2021-0854	PACIFIC NORTHWEST NATIONAL LAB	2205202
81.RD	I	22,113	U. S. Department of Energy	2021-1477	SANDIA NATIONAL LAB	2021-1310
81.RD	I	23,035	U. S. Department of Energy	2021-1603	IDAHO NATIONAL LABORATORY	2020-2783
81.RD	I	25,980	U. S. Department of Energy	2021-1633	ARGONNE NAT'L LAB	2220726
81.RD	I	17,636	U. S. Department of Energy	2021-1756	LOS ALAMOS NAT'L LAB	2019-0366
81.RD	I	11,089	U. S. Department of Energy	2230912	SANDIA NATIONAL LAB	DE-AC07-05ID-14517
81.RD	I	(9,647)	U. S. Department of Energy	286473	Pacific Northwest National Lab	DE-AC05-76RL01830
81.RD	I	(37,903)	U. S. Department of Energy	329344	Brookhaven Nat'L Lab	DE-SC0012704
81.RD	I	1,413	U. S. Department of Energy	3779-DOE-1S/NCSU	Luna Innovations, Inc	DE-AC07-05ID-14517
81.RD	I	32	U. S. Department of Energy	4000065691	Ut-Battelle LLC	DE-AC05-00OR22725
81.RD	I	2,101	U. S. Department of Energy	4000065691/DE-AC05-00OR22725	SANDIA NATIONAL LAB	4000065691/DE-AC05-00OR22725
81.RD	I	277,700	U. S. Department of Energy	4000114671	Oak Ridge National Lab	DE-AC07-05ID-14517
81.RD	I	(380)	U. S. Department of Energy	4000114809	Ut-Battelle LLC	DE-AC52-07NA27344
81.RD	I	(1)	U. S. Department of Energy	4000144968	Oak Ridge National Lab	DE-AC05-00OR22725
81.RD	I	138,121	U. S. Department of Energy	4000151695	Ut-Battelle LLC	ZCE-9-92157-01/DE-AC36-08GO28308
81.RD	I	100,212	U. S. Department of Energy	4000166084	Oak Ridge National Lab	2020-2198
81.RD	I	29,922	U. S. Department of Energy	4000168840	Oak Ridge National Lab	DE-AC02-06CH11357
81.RD	I	247,800	U. S. Department of Energy	4000170783	Oak Ridge National Lab	4000175832/DE-AC05-00OR22725
81.RD	I	13,519	U. S. Department of Energy	4000174867/DE-AC05-00OR22725	LOS ALAMOS NAT'L LAB	4000174867/DE-AC05-00OR22725
81.RD	I	57,775	U. S. Department of Energy	4000180113	OAK RIDGE NATIONAL LAB	89243318CFE0000003
81.RD	I	81,566	U. S. Department of Energy	4000181407	X-Energy, LLC	4000181407
81.RD	I	38,494	U. S. Department of Energy	4000183282	U. S. Department of Energy	4000183282
81.RD	I	47,792	U. S. Department of Energy	4200000036-4000133202	Oak Ridge National Lab	107832
81.RD	I	68,742	U. S. Department of Energy	4200000036-4000141258	Ut-Battelle LLC	DE-AC05-00OR22725
81.RD	I	50,074	U. S. Department of Energy	4200000570-40000153636	Ut-Battelle LLC	DE-AC02-05CH11231
81.RD	I	40,544	U. S. Department of Energy	4200000570-4000159477	Oak Ridge National Lab	DE-AC05-76RL01830
81.RD	I	19,917	U. S. Department of Energy	486743	Battelle Savannah River Allian	628147
81.RD	I	40,239	U. S. Department of Energy	486745	BATTELLE SAVANNAH RIVER ALLIAN	DE-AC07-05ID14517
81.RD	I	48,928	U. S. Department of Energy	499690	Pacific Northwest National Lab	2021-1933
81.RD	I	(24)	U. S. Department of Energy	4F-32144	Argonne Nat'L Lab	DE-AC07-05ID-14517
81.RD	I	31,048	U. S. Department of Energy	508748	Battelle Savannah River Allian	DE-AC07-05ID14517
81.RD	I	75,671	U. S. Department of Energy	508854	Triad National Security, LLC	4000181953
81.RD	I	28,149	U. S. Department of Energy	535956	PACIFIC NORTHWEST NATIONAL LAB	2020-1216/494372
81.RD	I	10,000	U. S. Department of Energy	537489	OAK RIDGE NATIONAL LAB	537489
81.RD	I	104,764	U. S. Department of Energy	595451	LOS ALAMOS NAT'L LAB	DE-AC05-00OR22725
81.RD	I	185,725	U. S. Department of Energy	606395	Oak Ridge Assoc. Univ.	2018-1298

SCHEDULE OF EXPENDITURES OF FEDERAL AWARDS (BY STATE AGENCY)

For the Fiscal Year Ended June 30, 2021

Federal ALN	Direct/ Indirect	Program Expenditures	ALN Program Title	Pass-Through Entity Number	Pass-Through Entity Name	Additional Award Information
81.RD	I	53,717	U. S. Department of Energy	606823	Oak Ridge Assoc. Univ.	2019-0975
81.RD	I	186	U. S. Department of Energy	7381614	L. Berkeley Natl Lab	2016-1177
81.RD	I	48,912	U. S. Department of Energy	7542961	L. BERKELEY NATL LAB	107832
81.RD	I	85,284	U. S. Department of Energy	89233218CNA000001	OAK RIDGE NATIONAL LAB	89233218CNA000001
81.RD	I	68,955	U. S. Department of Energy	8F-30076	Argonne Nat'L Lab	DE-AC07-05ID14517
81.RD	I	3,811	U. S. Department of Energy	9F-60270	Argonne Nat'L Lab	DE-AC02-05CH11231
81.RD	I	(44,515)	U. S. Department of Energy	B606928	Lawrence Livermore Natl. Secu.	DE-AD52-07NA27344
81.RD	I	38,303	U. S. Department of Energy	B620596	Lawrence Livermore Natl Lab	DE-AC07-05ID14517
81.RD	I	41,709	U. S. Department of Energy	B621752	Lawrence Livermore Natl Lab	SOW-0000520044
81.RD	I	(5)	U. S. Department of Energy	B623398	Lawrence Livermore Natl Lab	4000114809
81.RD	I	17,593	U. S. Department of Energy	B623398	Lawrence Livermore Natl Lab	624149
81.RD	I	62,550	U. S. Department of Energy	B628785	Lawrence Livermore Natl Lab	4200000036/DE-AC05-00OR22725
81.RD	I	(9,012)	U. S. Department of Energy	B633311	Lawrence Livermore Natl Lab	DE-AD52-07NA27344
81.RD	I	40,407	U. S. Department of Energy	B634087	Lawrence Livermore Natl. Secu.	4000182684
81.RD	I	352,625	U. S. Department of Energy	B634847	Lawrence Livermore Natl. Secu.	DE-AC05-00OR22725
81.RD	I	47,124	U. S. Department of Energy	B644566	LAWRENCE LIVERMORE NATL LAB	364329/DE-SC0012704
81.RD	I	35,818	U. S. Department of Energy	DE-AC05-00OR22725	OAK RIDGE NATIONAL LAB	DE-AC05-00OR22725
81.RD	I	14,537	U. S. Department of Energy	DE-AC05-00OR22725	Oak Ridge Inst For Sci & Ed	DE-AC05-00OR22725
81.RD	I	312,499	U. S. Department of Energy	DE-AC05-00OR22725	U. S. Department of Energy	DE-AC05-00OR22725
81.RD	I	9,365	U. S. Department of Energy	DE-AC07-05ID-14517	OAK RIDGE NATIONAL LAB	DE-AC07-05ID-14517
81.RD	I	39,974	U. S. Department of Energy	DE-AC52-07NA27344	OAK RIDGE NATIONAL LAB	DE-AC52-07NA27344
81.RD	I	69,583	U. S. Department of Energy	DE-AC52-07NA27344	U. S. Department of Energy	DE-AC52-07NA27344
81.RD	I	169,457	U. S. Department of Energy	DE-EE0008806	Ricardo Plc	4000174867/DE-AC05-00OR22725
81.RD	I	(59)	U. S. Department of Energy	DE-FE0022594	OAK RIDGE NATIONAL LAB	DE-FE0022594
81.RD	I	(2,220)	U. S. Department of Energy	LTI-FE0022594-NCS	Leonardo Technologies, Inc.	DE-SC0012704
81.RD	I	49,138	U. S. Department of Energy	M1900080	Texas A&M Univ.	DE-AC05-00OR22725
81.RD	I	244,731	U. S. Department of Energy	MASTER #145661-RELEASE#19	Battelle Energy Alliance, LLC	89243318CFE0000003
81.RD	I	308,958	U. S. Department of Energy	MASTER #145661-RELEASE#20	Battelle Energy Alliance, LLC	DE-AC07-05ID-14517
81.RD	I	37,952	U. S. Department of Energy	N000361715	Honeywell Fm&T, LLC	G-SOW-W-00054
81.RD	I	45,083	U. S. Department of Energy	PO # 107832	Bettis Atomic Power Laboratory	DE-AC52-07NA27344
81.RD	I	41,998	U. S. Department of Energy	PO #107832	Bettis Atomic Power Laboratory	B634087/DE-A52-07NA27344
81.RD	I	45,083	U. S. Department of Energy	PO# 107832	Bettis Atomic Power Laboratory	107832
81.RD	I	70,530	U. S. Department of Energy	RELEASE # 26 UNDER 145661	Battelle Energy Alliance, LLC	DE-AC05-00OR22725
81.RD	I	34,225	U. S. Department of Energy	RELEASE # 27 UNDER 145661	BATTELLE ENERGY ALLIANCE, LLC	DE-AC07-05ID14517
81.RD	I	4,241	U. S. Department of Energy	RELEASE # 29 BMC #145661	Battelle Energy Alliance, LLC	DE-SC0020765
81.RD	I	7,533	U. S. Department of Energy	RELEASE # 33 BMC #145661	Battelle Energy Alliance, LLC	9F-60270
81.RD	I	10	U. S. Department of Energy	RELEASE 16 U/C 145661	Battelle Energy Alliance, LLC	DE-AC05-00OR22725
81.RD	I	38,893	U. S. Department of Energy	RELEASE 24 UNDER 145661	Battelle Energy Alliance, LLC	DE-NA0002839
81.RD	I	26,860	U. S. Department of Energy	RELEASE NO 6 UBM 161615	Battelle Energy Alliance, LLC	145661 RELEASE NO. 30
81.RD	I	(393)	U. S. Department of Energy	RELEASE NO. 23/BMC 145661	Battelle Energy Alliance, LLC	DE-AC05-76RL01830
81.RD	I	17,860	U. S. Department of Energy	RELEASE NO. 31; 145661	IDAHO NATIONAL LABORATORY	2019-0440
81.RD	I	112,901	U. S. Department of Energy	ZCE-9-92157-01	NATIONAL RENEWABLE ENERGY LAB	DE-AC02-05CH11231
81.U02	I	21,016	U. S. Department of Energy	2020-1315	Cliburn & Associates, LLC	DE-AC02-06CH11357
81.U03	I	54,183	U. S. Department of Energy	RELEASE NO 5 UBM 161615	Battelle Energy Alliance, LLC	DE-AC02-05CH11231
84.007	D	678,503	Federal Supplemental Educational Opportunity Grants			
84.010	I	35	Title I Grants to Local Educational Agencies	2020-0506	Pamlico County Schools	
84.033	D	957,719	Federal Work-Study Program			
84.038	D	4,602,870	Federal Perkins Loan Program Federal Capital Contributions			
84.042	D	504,322	TRIO Student Support Services			
84.044	D	489,143	TRIO Talent Search			
84.047	D	993,901	TRIO Upward Bound			
84.063	D	24,489,328	Federal Pell Grant Program			
84.133	I	62,456	National Institute on Disability and Rehabilitation Research	1701835A/PO#1000004853	Univ Of Maryland Balt. County	
84.200	D	264,117	Graduate Assistance in Areas of National Need			
84.217	D	238,703	TRIO McNair Post-Baccalaureate Achievement			
84.268	D	109,281,067	Federal Direct Student Loans			
84.305	D	738,604	Education Research, Development and Dissemination			
84.305	I	123,823	Education Research, Development and Dissemination	S-00015915	Wested	
84.305	I	41,034	Education Research, Development and Dissemination	SUB00001449	Univ Of Georgia	
84.334	I	57,772	Gaining Early Awareness and Readiness for Undergraduate Programs	19100053-001	Purdue University	
84.408	D	11,941	Postsecondary Education Scholarships for Veteran's Dependents			
84.425E	D	8,947,941	COVID-19 - Education Stabilization Fund			
84.425F	D	9,042,089	COVID-19 - Education Stabilization Fund			
84.RD	I	100,277	U. S. Department of Education	21-17733	Grant Thornton, LLC	21-17733

SCHEDULE OF EXPENDITURES OF FEDERAL AWARDS (BY STATE AGENCY)

For the Fiscal Year Ended June 30, 2021

Federal ALN	Direct/ Indirect	Program Expenditures	ALN Program Title	Pass-Through Entity Number	Pass-Through Entity Name	Additional Award Information
84.RD	I	3,210	U. S. Department of Education	EIR GRANT #U411B170038	Niswonger Foundation	EIR GRANT #U411B170038
84.U02	I	2	U. S. Department of Education	2020-0532	Craven County Pub. School Sys.	2020-0532
84.U03	I	59	U. S. Department of Education	PO# 223727	Wake County Public Sch. Sys.	PO# 223727
85.002	I	(4,217)	MCC Foreign Assistance for Overseas Programs	1-312-0217220-65766L	Rti International	
91.RD	I	6,807	U. S. United States Institute of Peace	A032878	Duke University	A032878 91.853
93.084	D	707,491	Prevention of Disease, Disability, and Death by Infectious Diseases			
93.103	D	456,793	Food and Drug Administration Research			
93.113	D	5,270,808	Environmental Health			
93.113	I	182,270	Environmental Health	3-340-0217136-65799L	Rti International	
93.113	I	45,076	Environmental Health	75D30121C10186	Duke University	
93.113	I	86,646	Environmental Health	A03-3559	Duke University	
93.113	I	292,691	Environmental Health	M1901895	Texas A&M Univ.	
93.113	I	66,486	Environmental Health	NCSU-3338-02	Euro. Molecular Biology Lab	
93.113	I	49,578	Environmental Health	P0431A-A	Oregon State Univ.	
93.113	I	357	Environmental Health	SUB00002460	Board Reg Univ System Georgia	
93.113	I	139,251	Environmental Health	T787631	Emory University	
93.143	D	1,875,838	NIEHS Superfund Hazardous Substances Basic Research and Education			
93.143	I	232,547	NIEHS Superfund Hazardous Substances Basic Research and Education	02-M1800350	Texas A&M Univ.	
93.143	I	7,598	NIEHS Superfund Hazardous Substances Basic Research and Education	5(GG013322-35)/G13709	Columbia University	
93.143	I	190	NIEHS Superfund Hazardous Substances Basic Research and Education	A03-1122	Duke University	
93.143	I	88,679	NIEHS Superfund Hazardous Substances Basic Research and Education	A03-3298	Duke University	
93.143	I	8,216	NIEHS Superfund Hazardous Substances Basic Research and Education	A03-4494	Duke University	
93.143	I	35,616	NIEHS Superfund Hazardous Substances Basic Research and Education	P0527A-A	Oregon State Univ.	
93.143	I	171,145	NIEHS Superfund Hazardous Substances Basic Research and Education	PO-0000139879	Louisiana State Univ	
93.143	I	30,678	NIEHS Superfund Hazardous Substances Basic Research and Education	PO-0000143061	Louisiana State Univ	
93.173	D	943,643	Research Related to Deafness and Communication Disorders			
93.213	I	25,252	Research and Training in Complementary and Integrative Health	0255-D964-4609	Icahn School Of Medicine	
93.213	I	86,334	Research and Training in Complementary and Integrative Health	10049254-02:PO#U000250448	Univ Of Utah	
93.213	I	260	Research and Training in Complementary and Integrative Health	4102-64548	Purdue University	
93.226	I	7,604	Research on Healthcare Costs, Quality and Outcomes	2032514	Duke University	
93.242	D	454,241	Mental Health Research Grants			
93.242	I	165,238	Mental Health Research Grants	PIN 2019-175NCSU	Pinnacle Technology, Inc.	
93.262	I	1,236	Occupational Safety and Health Program	3210001070-20-167	Univ Of Kentucky Res. Found.	
93.262	I	11,769	Occupational Safety and Health Program	3210001070-20-169	Univ Of Kentucky	
93.262	I	11,982	Occupational Safety and Health Program	3210001811-20-166	Univ Of Kentucky Res. Found.	
93.262	I	3,182	Occupational Safety and Health Program	3210001811-21-242	Univ Of Kentucky	
93.279	D	1,159,739	Drug Abuse and Addiction Research Programs			
93.279	I	30,439	Drug Abuse and Addiction Research Programs	11000811-002	Purdue University	
93.279	I	229,418	Drug Abuse and Addiction Research Programs	GB10809. PO#2260692	Univ Of Virginia	
93.286	D	1,851,650	Discovery and Applied Research for Technological Innovations to Improve Human Health			
93.307	D	895,716	Minority Health and Health Disparities Research			
93.307	I	44,204	Minority Health and Health Disparities Research	60044313 NCSU YEAR 4	Northwestern University	
93.310	D	131,760	Trans-NIH Research Support			
93.310	I	88,196	Trans-NIH Research Support	A031918	Duke University	
93.350	I	45,355	National Center for Advancing Translational Sciences	858	Univ Of Wisconsin	
93.351	D	834,561	Research Infrastructure Programs			
93.361	I	17,368	Nursing Research	304482/PO3100708500	Children's Hospital Med Center	
93.393	D	1,232,347	Cancer Cause and Prevention Research			
93.393	I	68,055	Cancer Cause and Prevention Research	FP00008961_SA001	Virginia Commonwealth Univ	
93.393	I	24,181	Cancer Cause and Prevention Research	UFDSP00011890 P0032835	Univ Of Florida	
93.394	D	387,555	Cancer Detection and Diagnosis Research			
93.394	I	3,267	Cancer Detection and Diagnosis Research	10695SC	Univ Of Cal - San Francisco	
93.394	I	15,004	Cancer Detection and Diagnosis Research	10696SC	Univ Of Cal - San Francisco	
93.394	I	89,905	Cancer Detection and Diagnosis Research	11915SC	Univ Of Cal - San Francisco	
93.394	I	49,734	Cancer Detection and Diagnosis Research	1552592/PO:1000500405	Univ Of Colorado - Boulder	
93.394	I	2,626	Cancer Detection and Diagnosis Research	A03-3223	Duke University	
93.395	D	84,973	Cancer Treatment Research			
93.395	I	15,270	Cancer Treatment Research	2020-3142	Xoran Technologies	
93.395	I	28,260	Cancer Treatment Research	A031457	Duke University	
93.396	D	181,504	Cancer Biology Research			
93.397	I	38,245	Cancer Centers Support Grants	ASUB08	Arizona State Univ.	
93.398	D	79,432	Cancer Research Manpower			

SCHEDULE OF EXPENDITURES OF FEDERAL AWARDS (BY STATE AGENCY)

For the Fiscal Year Ended June 30, 2021

Federal ALN	Direct/ Indirect	Program Expenditures	ALN Program Title	Pass-Through Entity Number	Pass-Through Entity Name	Additional Award Information
93.421	I	183,005	Strengthening Public Health Systems and Services through National Partnerships to Improve and Protect the Nation's Health	PURCHASE ORDER NO. 7457	Cste	
93.433	D	114,858	ACL National Institute on Disability, Independent Living, and Rehabilitation Research			
93.433	I	66,044	ACL National Institute on Disability, Independent Living, and Rehabilitation Research	SRALAB REF # 7249 / 82261	Rehabilitation Inst Of Chicago	
93.583	I	15,468	Refugee and Entrant Assistance Wilson/Fish Program	8458-NCS/PO0186270	Indiana University	
93.732	D	1,492,310	Mental and Behavioral Health Education and Training Grants			
93.788	D	433,437	Opioid STR			
93.837	D	3,038,784	Cardiovascular Diseases Research			
93.837	I	27,761	Cardiovascular Diseases Research	2020-1601	Sonovascular, Inc.	
93.837	I	86,630	Cardiovascular Diseases Research	AWD-001374-G2	Georgia Institute Of Tech.	
93.837	I	78,952	Cardiovascular Diseases Research	AWD00002464 (134768-1)	University Of Pittsburgh	
93.837	I	(38,784)	Cardiovascular Diseases Research	NOR-249833/PO#66468341	Mayo Clinic	
93.837	I	187,209	Cardiovascular Diseases Research	NOR-249833/PO#67147544	Mayo Clinic	
93.838	D	78,609	Lung Diseases Research			
93.838	I	29,360	Lung Diseases Research	772	Univ Of Wisconsin	
93.838	I	103,381	Lung Diseases Research	A031768	Duke University	
93.839	D	1,143,190	Blood Diseases and Resources Research			
93.846	D	575,691	Arthritis, Musculoskeletal and Skin Diseases Research			
93.846	I	61,811	Arthritis, Musculoskeletal and Skin Diseases Research	18247	Univ Of Illinois-Chicago	
93.847	I	47,478	Diabetes, Digestive, and Kidney Diseases Extramural Research	A031772	Duke University	
93.853	D	242,771	Extramural Research Programs in the Neurosciences and Neurological Disorders			
93.853	I	(73)	Extramural Research Programs in the Neurosciences and Neurological Disorders	2019-1338	Soymeds, Inc.	
93.853	I	4,829	Extramural Research Programs in the Neurosciences and Neurological Disorders	A032878	Duke University	
93.855	D	1,402,106	Allergy and Infectious Diseases Research			
93.855	I	259,282	Allergy and Infectious Diseases Research	2019-0698	Nirvana Sciences, Inc.	
93.855	I	83,422	Allergy and Infectious Diseases Research	2020-0649	Synoxa Sciences, Inc.	
93.855	I	92,420	Allergy and Infectious Diseases Research	2020-1700	Synoxa Sciences, Inc.	
93.855	I	12,281	Allergy and Infectious Diseases Research	3021496	Duke University	
93.855	I	54,408	Allergy and Infectious Diseases Research	3021730	Duke University	
93.855	I	61,679	Allergy and Infectious Diseases Research	3021735	Duke University	
93.855	I	5,592	Allergy and Infectious Diseases Research	A03-2277	Duke University	
93.855	I	103,712	Allergy and Infectious Diseases Research	A03-3415	Duke University	
93.855	I	127,640	Allergy and Infectious Diseases Research	G-45078-02	Colorado State Univ.	
93.859	D	6,075,313	Biomedical Research and Research Training			
93.859	I	121,080	Biomedical Research and Research Training	1090551-404471	Carnegie Mellon Univ	
93.859	I	186	Biomedical Research and Research Training	11000451-009	Purdue University	
93.859	I	2,295	Biomedical Research and Research Training	257888-NCSU	Temple University	
93.859	I	1,522	Biomedical Research and Research Training	78565-10763	Cornell University	
93.859	I	157,542	Biomedical Research and Research Training	GB10488. PO #2173182	Univ Of Virginia	
93.865	D	1,470,141	Child Health and Human Development Extramural Research			
93.865	I	62,214	Child Health and Human Development Extramural Research	2020-0928	Palkous Therapeutics Inc.	
93.865	I	6,506	Child Health and Human Development Extramural Research	3730 (COST CENTER 81370)	Rehabilitation Inst Of Chicago	
93.865	I	195,635	Child Health and Human Development Extramural Research	A03-1205	Duke University	
93.865	I	10,653	Child Health and Human Development Extramural Research	A031468	Duke University	
93.866	D	1,092,219	Aging Research			
93.866	I	16,435	Aging Research	1558098	Univ Of Colorado - Boulder	
93.866	I	17,413	Aging Research	2019-0684	Karamedica Inc.	
93.866	I	19,323	Aging Research	412557-19071	Virginia Polytech Inst.	
93.866	I	(737)	Aging Research	432102-19071	Virginia Polytech Inst.	
93.866	I	47,450	Aging Research	500729-78050	Northeastern University	
93.866	I	32,427	Aging Research	571259	Univ Of Pennsylvania	
93.866	I	24,519	Aging Research	9SB1AG059313	Cytex Therapeutics, Inc	
93.866	I	20,497	Aging Research	A032498	Duke University	
93.866	I	23,003	Aging Research	A034122	Duke University	
93.867	D	(3,252)	Vision Research			
93.867	I	60,574	Vision Research	2019-1724	Biomarck Pharmaceuticals	
93.867	I	98,473	Vision Research	2020-0615	Retinal Care	
93.876	D	117,944	Antimicrobial Resistance Surveillance in Retail Food Specimens			
93.879	D	237,268	Medical Library Assistance			
93.959	I	65,792	Block Grants for Prevention and Treatment of Substance Abuse	UTA21-000032	University Of Texas - Austin	
93.RD	D	94,035	U. S. Department of Health and Human Services			GS-10F-0097L
93.RD	I	7,387	U. S. Department of Health and Human Services	0321.04.014/05	Eastern Research Group, Inc.	0321.04.014/05
93.RD	I	37,939	U. S. Department of Health and Human Services	2020-1071	Eyedesis Biosciences, LLC	75D30121C10561
93.RD	I	33,914	U. S. Department of Health and Human Services	2021-0254	Centers for Disease Control & Prevention	200-2012-52827

SCHEDULE OF EXPENDITURES OF FEDERAL AWARDS (BY STATE AGENCY)

For the Fiscal Year Ended June 30, 2021

Federal ALN	Direct/ Indirect	Program Expenditures	ALN Program Title	Pass-Through Entity Number	Pass-Through Entity Name	Additional Award Information
93.RD	I	38,595	U. S. Department of Health and Human Services	2021-0481	FOOD & DRUG ADMINISTRATION	20IPA2014151
93.RD	I	51,282	U. S. Department of Health and Human Services	24-312-0213618-66189L	Rti International	2020-1071 1R41EY029185-01
93.RD	I	611	U. S. Department of Health and Human Services	75F40119P10174	U. S. Department of Health and Human Services	75F40119P10174
93.RD	I	63,000	U. S. Department of Health and Human Services	75F40120C00124	FOOD & DRUG ADMINISTRATION	75F40120C00124
93.RD	I	12,005	U. S. Department of Health and Human Services	HHSN272201800008C/UWSC10535 BPO#32122	Centers for Disease Control & Prevention	HHSN272201800008C/UWSC10535 BPO#32122
93.RD	I	94,299	U. S. Department of Health and Human Services	UWSC10535 BPO#32122	Univ Of Washington	UWSC10535 BPO#32122
93.U04	I	21,523	U. S. Department of Health and Human Services	2021-0022	Centers for Disease Control & Prevention	75F40119P10174
94.006	I	868,344	AmeriCorps	2019-3079	College Advising Corps	
94.019	I	165,159	Social Innovation Fund	CONTRACT NO.303:17/18-001	Nc Partnership For Children	
97.044	D	611,097	Assistance to Firefighters Grant			
97.044	I	12,784	Assistance to Firefighters Grant	2020-3050	Wildfire Conservancy	
97.044	I	163,829	Assistance to Firefighters Grant	5182	Fire Protection Research Fdn.	
97.044	I	58,300	Assistance to Firefighters Grant	R000002506	Florida State Univ	
98.001	I	27,883	USAID Foreign Assistance for Programs Overseas	2000010566	National Academy Of Sciences	
98.001	I	1,024	USAID Foreign Assistance for Programs Overseas	451375-19071	Virginia Polytech Inst.	
98.001	I	54,993	USAID Foreign Assistance for Programs Overseas	F9000735402049/50	Purdue University	
98.001	I	37,480	USAID Foreign Assistance for Programs Overseas	F9000735402058	Purdue University	
98.001	I	69,785	USAID Foreign Assistance for Programs Overseas	SUB00001921	Board Reg Univ System Georgia	
98.RD	I	21,628	U. S. United States Agency for International Development	2000007142	National Academy Of Sciences	7200AA18CA00003
98.RD	I	74,902	U. S. United States Agency for International Development	RC710-081/S001708	Univ Of Georgia	7200AA18CA00003
98.RD	I	19,346	U. S. United States Agency for International Development	SUB00001966	Univ Of Georgia	217707-UGA-02
98.RD	I	51,869	U. S. United States Agency for International Development	SUB00001966	Univ Of Georgia	7200AA18CA00003
98.RD	I	1,565	U. S. United States Agency for International Development	SUB00001966	Univ Of Georgia	SUB00001966
98.RD	I	30,205	U. S. United States Agency for International Development	SUB00002085	Univ Of Georgia	7200AA18CA00003
98.RD	I	30,475	U. S. United States Agency for International Development	SUB00002085	Univ Of Georgia	AID-263-A-15-00002
98.RD	I	(20,999)	U. S. United States Agency for International Development	SUB00002085	Univ Of Georgia	SUB00002085
98.RD	I	8,560	U. S. United States Agency for International Development	SUB00002332	Univ Of Georgia	2015-1922
98.U01	I	(55)	U. S. Agency for International Development	RC102095BHEARD-MALAWI	Michigan State University	RC102095BHEARD-MALAWI
		<u>415,426,284</u>	Total - North Carolina State University			
University of North Carolina System Office						
45.024	D	20,017	Promotion of the Arts Grants to Organizations and Individuals			
64.124	D	407,296	All-Volunteer Force Educational Assistance			
84.334	D	2,908,436	Gaining Early Awareness and Readiness for Undergraduate Programs			
84.378	D	85	College Access Challenge Grant Program			
		<u>3,335,834</u>	Total - University of North Carolina System Office			
University of North Carolina at Asheville						
10.652	D	141,035	Forestry Research			
10.664	D	2,629	Cooperative Forestry Assistance			
15.650	D	10,541	Research Grants (Generic)			
15.657	D	4,947	Endangered Species Recovery Implementation			
15.808	D	3,337	U.S. Geological Survey Research and Data Collection			
15.945	D	2,373	Cooperative Research and Training Programs – Resources of the National Park System			
43.001	I	10,761	Science	HST-GO-16242.003-A	Space Telescope Science Institute	
45.161	I	46,079	Promotion of the Humanities Research	XYZ987	Sencer	
45.162	D	299,163	Promotion of the Humanities Teaching and Learning Resources and Curriculum Development			
47.049	D	1,579	Mathematical and Physical Sciences			
47.050	D	69,466	Geosciences			
47.070	I	54,555	Computer and Information Science and Engineering	SUB00001775	Univ of GA	
47.076	D	354,813	Education and Human Resources			
84.007	D	167,065	Federal Supplemental Educational Opportunity Grants			
84.033	D	113,312	Federal Work-Study Program			
84.038	D	828,027	Federal Perkins Loan Program Federal Capital Contributions			
84.063	D	5,945,350	Federal Pell Grant Program			
84.268	D	10,927,828	Federal Direct Student Loans			
84.425E	D	1,829,615	COVID-19 - Education Stabilization Fund			
84.425F	D	2,925,038	COVID-19 - Education Stabilization Fund			
84.425M	D	397,147	COVID-19 - Education Stabilization Fund			
93.048	D	92,790	Special Programs for the Aging, Title IV, and Title II, Discretionary Projects			
93.110	I	1,054	Maternal and Child Health Federal Consolidated Programs	60041104	Ohio State Univ	

SCHEDULE OF EXPENDITURES OF FEDERAL AWARDS (BY STATE AGENCY)

For the Fiscal Year Ended June 30, 2021

Federal ALN	Direct/ Indirect	Program Expenditures	ALN Program Title	Pass-Through Entity Number	Pass-Through Entity Name	Additional Award Information
93.242	I	506	Mental Health Research Grants	60067476	Ohio State Univ	
93.286	I	188,232	Discovery and Applied Research for Technological Innovations to Improve Human Health	KK1944	Univ of CA at Santa Barbara	
93.734	D	536,749	Empowering Older Adults and Adults with Disabilities through Chronic Disease Self-Management Education Programs – financed by Prevention and Public Health Funds (PPHF)			
93.859	D	21,011	Biomedical Research and Research Training			
93.945	D	309,388	Assistance Programs for Chronic Disease Prevention and Control			
		25,284,390	Total - University of North Carolina at Asheville			
University of North Carolina at Chapel Hill						
10.001	D	(984)	Agricultural Research Basic and Applied Research			
10.255	I	10,610	Research Innovation and Development Grants in Economic (RIDGE)	AG9002-Valizadeh	Tufts University	
10.310	D	730,455	Agriculture and Food Research Initiative (AFRI)			
10.310	I	73,653	Agriculture and Food Research Initiative (AFRI)	73934-10464	Cornell University	
10.351	D	146,066	Rural Business Development Grant			
10.500	I	15,360	Cooperative Extension Service	F9000067402026	Purdue University	
10.533	D	147,280	SNAP-Ed Toolkit			
10.561	I	9,823	State Administrative Matching Grants for the Supplemental Nutrition Assistance Program	4400022922	South Carolina Department of Social Serv	
10.561	I	25,943	State Administrative Matching Grants for the Supplemental Nutrition Assistance Program	N/A	The Curators of the University of Missouri	
10.561	I	12,601	State Administrative Matching Grants for the Supplemental Nutrition Assistance Program	PO 525634	Michigan State University	
10.RD	D	2,331	U. S. Department of Agriculture			A16-1660-001
10.RD	D	4,017	U. S. Department of Agriculture			A17-1403-001
10.RD	D	2	U. S. Department of Agriculture			A18-0348-001
10.RD	D	81,907	U. S. Department of Agriculture			A19-0197-001
11.012	D	251,803	Integrated Ocean Observing System (IOOS)			
11.012	I	(12)	Integrated Ocean Observing System (IOOS)	2013-001	Southeastern Universities Research Assoc	
11.012	I	98,363	Integrated Ocean Observing System (IOOS)	IOOS.16(028)UNCCH.HS	SECOORA Program	
11.022	I	1,024	Bipartisan Budget Act of 2018	IOOS.19(015)UNCCH.HS	SECOORA Program	
11.022	I	16,950	Bipartisan Budget Act of 2018	IOOS.19(191)UNCCH.HS	SECOORA Program	
11.303	D	114,631	Economic Development Technical Assistance			
11.307	D	132,861	Economic Adjustment Assistance			
11.419	I	9,869	Coastal Zone Management Administration Awards	290550B	University of Oregon	
11.419	I	48,113	Coastal Zone Management Administration Awards	3004232333	University of Michigan Board of Regents	
11.431	D	37,462	Climate and Atmospheric Research			
11.431	I	194,219	Climate and Atmospheric Research	17-3250/PO2000030010	University of South Carolina (USC)	
11.459	D	87,077	Weather and Air Quality Research			
11.478	D	19,228	Center for Sponsored Coastal Ocean Research Coastal Ocean Program			
11.619	I	149,139	Arrangements for Interdisciplinary Research Infrastructure	PC2.1-059	University of Delaware	
11.RD	D	122,102	U. S. Department of Commerce			A17-0434-001
11.RD	D	487,464	U. S. Department of Commerce			A17-0434-009
11.RD	D	51,654	U. S. Department of Commerce			A17-0434-010
11.RD	D	48,832	U. S. Department of Commerce			A20-1006-001
11.RD	D	75,035	U. S. Department of Commerce			A21-1366-001
11.RD	I	4,736	U. S. Department of Commerce	G001-UNC-CH-16-001	CSS-Dynamac	A17-1103-001
12.300	D	1,016,572	Basic and Applied Scientific Research			
12.300	I	19,237	Basic and Applied Scientific Research	13224200	Woods Hole Oceanographic Institution	
12.300	I	174,879	Basic and Applied Scientific Research	2020-010-01-UNC1/ N0	IHMC Florida Institute of Human and Mach	
12.300	I	34,758	Basic and Applied Scientific Research	2020-015-01-UNC1/ N0	IHMC Florida Institute of Human and Mach	
12.300	I	29,784	Basic and Applied Scientific Research	2020-018-01-UNC1	IHMC Florida Institute of Human and Mach	
12.300	I	91,742	Basic and Applied Scientific Research	313-0855	Duke University	
12.300	I	190,106	Basic and Applied Scientific Research	A20-0047-S004	Rensselaer Polytechnic Institute (RPI)	
12.300	I	18,788	Basic and Applied Scientific Research	UNC-2295	National Marine Mammal Foundation	
12.351	D	248,516	Scientific Research - Combating Weapons of Mass Destruction			
12.351	I	63,500	Scientific Research - Combating Weapons of Mass Destruction	GR115753	Ohio State University	
12.351	I	78,555	Scientific Research - Combating Weapons of Mass Destruction	SA21-11	Pennsylvania State University	
12.420	D	7,018,455	Military Medical Research and Development			
12.420	I	5,065	Military Medical Research and Development	10048596-01/POU00028	University of Utah	
12.420	I	16,089	Military Medical Research and Development	10048596-02/POU00026	University of Utah	
12.420	I	40,721	Military Medical Research and Development	237271	Massachusetts General Hospital	
12.420	I	34,555	Military Medical Research and Development	309-01	SUNY Buffalo Roswell Park Cancer Institu	
12.420	I	136,802	Military Medical Research and Development	3130817	Duke University	

SCHEDULE OF EXPENDITURES OF FEDERAL AWARDS (BY STATE AGENCY)

For the Fiscal Year Ended June 30, 2021

Federal ALN	Direct/ Indirect	Program Expenditures	ALN Program Title	Pass-Through Entity Number	Pass-Through Entity Name	Additional Award Information
12.420	I	92,922	Military Medical Research and Development	3150/ 855506	Henry M Jackson Foundation	
12.420	I	(20,887)	Military Medical Research and Development	3200001006-17-129/ 7	University of Kentucky Research Foundation	
12.420	I	124,645	Military Medical Research and Development	3200002668-19-039	University of Kentucky (UK)	
12.420	I	16,722	Military Medical Research and Development	5514 PO 1006864	Henry M Jackson Foundation	
12.420	I	2,788	Military Medical Research and Development	60056923 UNC	Northwestern University	
12.420	I	23,460	Military Medical Research and Development	CVRE-04	Minnesota Veterans Medical Research and	
12.420	I	71,152	Military Medical Research and Development	GMO201204/PO 0000019	University of Texas Southwestern Medical	
12.420	I	2,498	Military Medical Research and Development	R1199413	SUNY at Buffalo	
12.420	I	2,126	Military Medical Research and Development	S-10495-01	Geneva Foundation	
12.420	I	20,801	Military Medical Research and Development	SUB00002485	University of Georgia	
12.420	I	130,382	Military Medical Research and Development	VUMC83140	Vanderbilt University Medical Center	
12.420	I	10,427	Military Medical Research and Development	W81XWH-17-1-0019	Medical College of Wisconsin	
12.420	I	179,031	Military Medical Research and Development	Z3C00010 0011340322	University of Kansas Medical Center	
12.431	D	717,673	Basic Scientific Research			
12.431	I	174,384	Basic Scientific Research	574211	Trustees of the Univ. of Pennsylvania	
12.431	I	(142)	Basic Scientific Research	92689088	University of Southern California (USC)	
12.431	I	24,951	Basic Scientific Research	E256GVA026	University of California at Merced	
12.550	I	12,000	The Language Flagship Grants to Institutions of Higher Education	0054-UNC-17-SSR-280-	National Institute for International Edu	
12.550	I	203,204	The Language Flagship Grants to Institutions of Higher Education	0054-UNC-27-RUS-280-	National Institute for International Edu	
12.630	D	73,138	Basic, Applied, and Advanced Research in Science and Engineering			
12.630	I	39,879	Basic, Applied, and Advanced Research in Science and Engineering	191000.361536.01	Mississippi State University	
12.750	D	9,768	Uniformed Services University Medical Research Projects			
12.750	I	207,015	Uniformed Services University Medical Research Projects	2833874	Duke University	
12.750	I	114,770	Uniformed Services University Medical Research Projects	S-11021-14-01	Geneva Foundation	
12.800	D	521,378	Air Force Defense Research Sciences Program			
12.800	I	75,639	Air Force Defense Research Sciences Program	SUB0000437	Princeton University	
12.910	D	6,297,931	Research and Technology Development			
12.910	I	602,352	Research and Technology Development	11542sc	University of California at San Francisco	
12.910	I	(776)	Research and Technology Development	206-000062	SRI International	
12.910	I	282,193	Research and Technology Development	UWSC11456/BPO 43409	University of Washington	
12.RD	D	473,537	U. S. Department of Defense			A17-1205-001
12.RD	D	492,266	U. S. Department of Defense			A18-1547-001
12.RD	D	1,681	U. S. Department of Defense			A19-0058-001
12.RD	D	386,067	U. S. Department of Defense			A19-1486-001
12.RD	D	39,769	U. S. Department of Defense			A19-1547-001
12.RD	D	69,186	U. S. Department of Defense			A19-1624-001
12.RD	D	202,023	U. S. Department of Defense			A20-0940-001
12.RD	D	72,737	U. S. Department of Defense			A20-1350-001
12.RD	D	25,224	U. S. Department of Defense			A21-0018-001
12.RD	I	2,647,905	U. S. Department of Defense	1909-005	Medical CBRN Defense Consortium (MDCD)	A20-0490-001
12.RD	I	18,692	U. S. Department of Defense	3005983389 SUBK0000	University of Michigan (UMICH)	A15-1710-007
12.RD	I	128,348	U. S. Department of Defense	313-0868	Duke University	A18-1565-001
12.RD	I	142,968	U. S. Department of Defense	3130816	Duke University	A18-1436-001
12.RD	I	220	U. S. Department of Defense	80433	Creare, Inc.	A15-1636-001
12.RD	I	(3,304)	U. S. Department of Defense	86956	Creare, Inc.	A17-0988-001
12.RD	I	329,941	U. S. Department of Defense	AWD-101187-G1/PO-500	Georgia Institute of Technology Research	A17-0825-001
12.RD	I	36	U. S. Department of Defense	N/A	Energy Materials Corporation	A18-0535-001
12.RD	I	39,535	U. S. Department of Defense	N/A	Perotech, Inc.	A21-0511-001
12.RD	I	6,861	U. S. Department of Defense	PO00013727	Six3 Advanced Systems Inc	A16-0578-001
12.RD	I	8,957	U. S. Department of Defense	PO 4102154739	Lockheed Martin Missiles and Fire Control	A15-1548-001
12.RD	I	15,148	U. S. Department of Defense	S-002752.02.BASIC.UN	Applied Research Associates, Inc.	A15-1715-001
12.RD	I	19,895	U. S. Department of Defense	Z117/UNC	Zymeron Corporation	A21-0466-001
13.RD	D	182,624	U. S. Central Intelligence Agency			A16-0697-001
13.RD	I	162,533	U. S. Central Intelligence Agency	202356/PO#P0057072	Florida Institute of Technology	A18-1486-001
14.218	I	(630)	Community Development Block Grants/Entitlement Grants	19-4538	City of Jacksonville	
14.506	D	151,857	General Research and Technology Activity			
15.810	D	10,772	National Cooperative Geologic Mapping			
15.945	D	43,037	Cooperative Research and Training Programs – Resources of the National Park System			
16.026	D	216,374	OVW Research and Evaluation Program			
16.320	I	21,097	Services for Trafficking Victims	N/A	Restore NYC	
16.560	D	138,855	National Institute of Justice Research, Evaluation, and Development Project Grants			
16.560	I	77,744	National Institute of Justice Research, Evaluation, and Development Project Grants	SUB00002182	University of Florida	
16.560	I	215,750	National Institute of Justice Research, Evaluation, and Development Project Grants	UNC-80	IRIS Media, Inc.	

SCHEDULE OF EXPENDITURES OF FEDERAL AWARDS (BY STATE AGENCY)

For the Fiscal Year Ended June 30, 2021

Federal ALN	Direct/ Indirect	Program Expenditures	ALN Program Title	Pass-Through Entity Number	Pass-Through Entity Name	Additional Award Information
16.745	D	192,971	Criminal and Juvenile Justice and Mental Health Collaboration Program			
16.745	I	10,922	Criminal and Juvenile Justice and Mental Health Collaboration Program	1800000195	Durham County Office of the Sheriff	
16.812	I	28,837	Second Chance Act Reentry Initiative	2018-RFK-NRC-001	Robert F. Kennedy Children's Action Corps	
16.812	I	21,772	Second Chance Act Reentry Initiative	N/A	Durham County	
19.040	I	76,233	Public Diplomacy Programs	701UNC	Making Cents International	
19.415	I	18,895	Professional and Cultural Exchange Programs - Citizen Exchanges	022-0012-0040-01	Meridian International Center	
20.109	D	348,465	Air Transportation Centers of Excellence			
20.200	D	1,165,160	Highway Research and Development Program			
20.200	I	29,651	Highway Research and Development Program	HR 03-139	National Academy of Sciences	
20.200	I	36,958	Highway Research and Development Program	HR 17-78 SUB0000919	National Academy of Sciences	
20.200	I	98,252	Highway Research and Development Program	HR 17-93 SUB0001359	National Academy of Sciences	
20.200	I	48,827	Highway Research and Development Program	HR 17-95 SUB0001528	National Academy of Sciences	
20.200	I	29,602	Highway Research and Development Program	HR 22-47 - UNIT #905	National Academy of Sciences	
20.200	I	1,079	Highway Research and Development Program	M1902513	Texas Transportation Institute	
20.205	I	39,531	Highway Planning and Construction	N/A	HDR Engineering, Inc. , Minnesota	
20.215	D	35,005	Highway Training and Education			
20.514	I	37,329	Public Transportation Research, Technical Assistance, and Training	TCRP B-46 / PO# SUB0	National Academy of Sciences	
20.614	I	88,940	National Highway Traffic Safety Administration (NHTSA) Discretionary Safety Grants and Cooperative Agreements	SUB0001537 BTS-10	National Academy of Sciences	
20.701	D	2,428,514	University Transportation Centers Program			
20.701	I	250,767	University Transportation Centers Program	UFDSP00011676	University of Florida	
20.RD	D	279	U. S. Department of Transportation			A17-1332-001
20.RD	D	250,708	U. S. Department of Transportation			A18-0228-001
20.RD	D	30,414	U. S. Department of Transportation			A20-0997-001
20.RD	I	20,294	U. S. Department of Transportation	2021-DOT-10206	2M Research	A21-1193-001
20.RD	I	(1,690)	U. S. Department of Transportation	38049-01	Vanasse Hangen Brustlin, (VHB) Inc.	A10-1687-001
20.RD	I	(4,151)	U. S. Department of Transportation	38110-01	Vanasse Hangen Brustlin, (VHB) Inc.	A13-0948-001
20.RD	I	89,935	U. S. Department of Transportation	38541-15	Vanasse Hangen Brustlin, (VHB) Inc.	A16-1355-001
20.RD	I	399,606	U. S. Department of Transportation	38617-23	Vanasse Hangen Brustlin, (VHB) Inc.	A17-1457-001
20.RD	I	85,136	U. S. Department of Transportation	693JJ318F000339	Cadmus Group	A19-0386-001
20.RD	I	7,223	U. S. Department of Transportation	693JJ319F000371	Cadmus Group	A20-0505-001
20.RD	I	95,424	U. S. Department of Transportation	HR 17-72	National Academy of Sciences	A15-1512-001
20.RD	I	17,240	U. S. Department of Transportation	N/A	Dunlap and Associates, Inc.	A20-0623-001
20.RD	I	13,569	U. S. Department of Transportation	N/A	TransAnalytics	A19-1790-001
20.RD	I	20,118	U. S. Department of Transportation	N/A	TransAnalytics	A20-0429-001
21.RD	I	25,000	U. S. Department of Treasury	21-2775	Hope Renovations	A21-0733-001
23.011	D	7,460	Appalachian Research, Technical Assistance, and Demonstration Projects			
43.001	D	728,255	Science			
43.001	I	28,460	Science	1295 G UA448	University of California at Los Angeles	
43.001	I	107,361	Science	UWSC11155 / POBP4011	University of Washington	
43.003	I	54,799	Exploration	SUB00002483	University of Florida	
43.008	D	103,322	Office of Stem Engagement (OSTEM)			
43.008	I	47,894	Office of Stem Engagement (OSTEM)	H008119101/CON 82164	University of Minnesota Board of Regents	
43.RD	D	41	U. S. National Aeronautics and Space Administration			A18-1026-001
43.RD	D	406,411	U. S. National Aeronautics and Space Administration			A18-1142-001
43.RD	D	89,464	U. S. National Aeronautics and Space Administration			A19-0743-001
43.RD	D	21,490	U. S. National Aeronautics and Space Administration			A19-0987-001
43.RD	D	224,309	U. S. National Aeronautics and Space Administration			A20-0338-001
43.RD	I	307	U. S. National Aeronautics and Space Administration	1607153	California Institute of Technology (CalT)	A19-0540-001
43.RD	I	2,054	U. S. National Aeronautics and Space Administration	1609860	California Institute of Technology (CalT)	A19-0538-001
43.RD	I	37,600	U. S. National Aeronautics and Space Administration	HST-AR-16128.001-A	Space Telescope Science Institute	A21-0777-001
43.RD	I	8,928	U. S. National Aeronautics and Space Administration	HST-GO-15651.008-A	Space Telescope Science Institute	A19-1287-001
45.024	D	28,258	Promotion of the Arts Grants to Organizations and Individuals			
45.024	I	11,130	Promotion of the Arts Grants to Organizations and Individuals	00026615	Arts Midwest	
45.130	D	(3,183)	Promotion of the Humanities Challenge Grants			
45.149	D	71,098	Promotion of the Humanities Division of Preservation and Access			
45.160	D	37,193	Promotion of the Humanities Fellowships and Stipends			
45.312	D	32,000	National Leadership Grants			
45.313	D	218,695	Laura Bush 21st Century Librarian Program			
45.313	I	5,118	Laura Bush 21st Century Librarian Program	GR106937(CON-8000183	Yale University	
45.RD	D	21,163	U. S. Federal Council on the Arts and the Humanities			A16-0247-001
45.RD	D	22,405	U. S. Federal Council on the Arts and the Humanities			A21-0314-001
47.041	D	1,811,965	Engineering			
47.041	I	27,620	Engineering	19-5475	Triangle Biotechnology, Inc.	

SCHEDULE OF EXPENDITURES OF FEDERAL AWARDS (BY STATE AGENCY)

For the Fiscal Year Ended June 30, 2021

Federal ALN	Direct/ Indirect	Program Expenditures	ALN Program Title	Pass-Through Entity Number	Pass-Through Entity Name	Additional Award Information
47.041	I	92,799	Engineering	2014972	Mizar Imaging, LLC	
47.041	I	27,360	Engineering	333-2272	Duke University	
47.041	I	(116)	Engineering	480103-19467	Virginia Tech	
47.041	I	53,330	Engineering	8794 - PO0280990	Indiana University at Bloomington	
47.041	I	38,424	Engineering	M2000937	Texas A and M University	
47.041	I	279	Engineering	N/A	Impulsonic Inc	
47.049	D	10,470,451	Mathematical and Physical Sciences			
47.049	I	31,307	Mathematical and Physical Sciences	0980 G YA650	University of California at Los Angeles	
47.049	I	55,706	Mathematical and Physical Sciences	25-0521-0184-038	University of Nebraska at Lincoln	
47.049	I	64,320	Mathematical and Physical Sciences	480504-19467	Virginia Tech	
47.050	D	2,707,867	Geosciences			
47.050	I	45,649	Geosciences	10010192-UNC06	Bowling Green State University	
47.050	I	58,663	Geosciences	103(GG009393)	Columbia University	
47.050	I	64,598	Geosciences	1849458-19-01	Consortium of Universities for the Advan	
47.050	I	7,188	Geosciences	84865000	Woods Hole Oceanographic Institution	
47.050	I	12,497	Geosciences	A19-0255-S001	University of Alabama	
47.050	I	49,674	Geosciences	EAR 2012893-1	Consortium of Universities for the Advan	
47.050	I	7,927	Geosciences	S1974A-B	Oregon State University	
47.050	I	10,433	Geosciences	SUBK00010849/PO30054	University of Michigan Ann Arbor	
47.070	D	9,625,300	Computer and Information Science and Engineering			
47.070	I	97,914	Computer and Information Science and Engineering	000341	Florida International University	
47.070	I	255,122	Computer and Information Science and Engineering	110291995	University of Southern California (USC)	
47.070	I	173,228	Computer and Information Science and Engineering	1905-206-2011806	Clemson University	
47.070	I	71,601	Computer and Information Science and Engineering	20-015757-B-00	University of Massachusetts at Amherst	
47.070	I	122,868	Computer and Information Science and Engineering	800004907-04UG/80001	Florida International University	
47.070	I	177,965	Computer and Information Science and Engineering	85964/1156684	State University of New York (SUNY)	
47.070	I	41,468	Computer and Information Science and Engineering	A14-0011-S009	Rensselaer Polytechnic Institute (RPI)	
47.070	I	49,998	Computer and Information Science and Engineering	TASK ORDER 3	Platforms for Advanced Wireless Research	
47.070	I	122,850	Computer and Information Science and Engineering	Task Order 2	Platforms for Advanced Wireless Research	
47.070	I	47,232	Computer and Information Science and Engineering	UTA20-000024	University of Texas at Austin	
47.074	D	4,474,322	Biological Sciences			
47.074	I	129,792	Biological Sciences	52570414	Cold Spring Harbor Laboratory	
47.074	I	1,313	Biological Sciences	61223139-121390	Stanford University	
47.074	I	53,120	Biological Sciences	GA11374 / PO #210782	University of Virginia	
47.074	I	794	Biological Sciences	R1041544	SUNY at Buffalo	
47.074	I	9,746	Biological Sciences	R1285	Dartmouth College	
47.075	D	1,380,898	Social, Behavioral, and Economic Sciences			
47.075	I	17,888	Social, Behavioral, and Economic Sciences	61344013-122890	Stanford University	
47.076	D	5,439,241	Education and Human Resources			
47.076	I	11,310	Education and Human Resources	011699-003	University of Cincinnati	
47.076	I	34,213	Education and Human Resources	19-GR08682-00	University of Nevada at Las Vegas	
47.076	I	80,709	Education and Human Resources	25-6238-0826-004	University of Nebraska at Lincoln	
47.076	I	59,991	Education and Human Resources	8795-UNC PO 0292538	Trustees of Indiana University	
47.076	I	49,051	Education and Human Resources	B001025548	University of Massachusetts at Boston	
47.076	I	31,540	Education and Human Resources	BU9610-001/8031902	Associated Universities, Inc	
47.076	I	1,867	Education and Human Resources	N/A	Council of Graduate Schools (CGS)	
47.076	I	211	Education and Human Resources	N/A	University of San Diego	
47.079	D	1,004,565	Office of International Science and Engineering			
47.079	I	45,975	Office of International Science and Engineering	0000001036	University of Wisconsin	
47.079	I	194,460	Office of International Science and Engineering	UP1700296-UNC1	University of South Dakota	
47.080	D	(499)	Office of Cyberinfrastructure			
47.083	D	38,904	Integrative Activities			
47.RD	D	63,167	U. S. National Science Foundation			A21-1041-001
47.RD	I	3,580	U. S. National Science Foundation	1741818	Saint Joseph's College	A18-1666-001
64.RD	D	61,229	U. S. Department of Veterans Affairs			A17-1561-003
64.RD	D	49,569	U. S. Department of Veterans Affairs			A17-1562-003
64.RD	D	19,657	U. S. Department of Veterans Affairs			A17-1563-003
64.RD	D	45,790	U. S. Department of Veterans Affairs			A17-1722-003
64.RD	D	3,860	U. S. Department of Veterans Affairs			A20-1207-001
64.RD	D	1,629	U. S. Department of Veterans Affairs			A21-1259-001
66.129	I	12,144	Southeast New England Coastal Watershed Restoration	SNEP1-10	University of Southern Maine	
66.203	D	183,023	Environmental Finance Center Grants			
66.424	D	816,966	Surveys, Studies, Investigations, Demonstrations, and Training Grants - Section 1442 of the Safe Drinking Water Act			

SCHEDULE OF EXPENDITURES OF FEDERAL AWARDS (BY STATE AGENCY)

For the Fiscal Year Ended June 30, 2021

Federal ALN	Direct/ Indirect	Program Expenditures	ALN Program Title	Pass-Through Entity Number	Pass-Through Entity Name	Additional Award Information
66.468	I	10,518	Capitalization Grants for Drinking Water State Revolving Funds	40976	Vermont Department of Environmental Cons	
66.509	I	5,568	Science To Achieve Results (STAR) Research Program	1(GG010809)	Columbia University	
66.509	I	47,740	Science To Achieve Results (STAR) Research Program	8792	Indiana University at Bloomington	
66.511	D	1,044,079	Office of Research and Development Consolidated Research/Training/Fellowships			
66.514	D	1,431	Science To Achieve Results (STAR) Fellowship Program			
66.608	D	43,326	Environmental Information Exchange Network Grant Program and Related Assistance			
66.RD	D	155,639	U. S. Environmental Protection Agency			A13-0473-001
66.RD	D	617,730	U. S. Environmental Protection Agency			A15-0709-033
66.RD	D	16,895	U. S. Environmental Protection Agency			A16-1709-001
66.RD	D	586,979	U. S. Environmental Protection Agency			A16-1709-025
66.RD	D	1,602,642	U. S. Environmental Protection Agency			A21-1056-001
66.RD	I	9,379	U. S. Environmental Protection Agency	N/A	Northeast States for Coordinated Air Use	A20-1637-001
81.049	D	5,873,064	Office of Science Financial Assistance Program			
81.049	I	183,545	Office of Science Financial Assistance Program	25-1215-0123-010	University of Nebraska at Lincoln	
81.049	I	44,026	Office of Science Financial Assistance Program	A18-0368-S001	University of Tennessee at Knoxville (UT	
81.049	I	5,242	Office of Science Financial Assistance Program	OSP33519-02 WA01029	University of Massachusetts Medical Scho	
81.087	D	409,648	Renewable Energy Research and Development			
81.087	I	8,574	Renewable Energy Research and Development	F-2019-13	University of Toledo	
81.087	I	61,287	Renewable Energy Research and Development	N/A	Energy Materials Corporation	
81.089	I	155,797	Fossil Energy Research and Development	UTA19-001226	University of Texas at Austin	
81.113	I	113,582	Defense Nuclear Nonproliferation Research	AWD-000372-G6	Georgia Institute of Technology	
81.RD	D	408,586	U. S. Department of Energy			A19-1215-001
81.RD	D	41,785	U. S. Department of Energy			A20-1496-001
81.RD	D	12,183	U. S. Department of Energy			A21-0431-001
81.RD	I	67,199	U. S. Department of Energy	4000139793	Battelle UT	A16-0143-001
81.RD	I	77,290	U. S. Department of Energy	N000338241	Honeywell Federal Manufacturing & Techno	A20-0727-001
81.RD	I	59,042	U. S. Department of Energy	N000378504	Honeywell Federal Manufacturing & Techno	A21-0700-001
81.RD	I	68,997	U. S. Department of Energy	N000378509	Honeywell Federal Manufacturing & Techno	A21-0662-001
81.RD	I	19,384	U. S. Department of Energy	PO 106482	Bechtel Corporation	A15-0432-001
84.007	D	613,199	Federal Supplemental Educational Opportunity Grants			
84.015	D	2,267,496	National Resource Centers Program for Foreign Language and Area Studies or Foreign Language and International Studies Program and Foreign Language and Area Studies Fellowship Program			
84.022	D	69,663	Overseas Programs - Doctoral Dissertation Research Abroad			
84.027	I	6,459	Special Education Grants to States	11575-03-591009592	Illinois State University	
84.033	D	2,478,615	Federal Work-Study Program			
84.038	D	11,198,443	Federal Perkins Loan Program Federal Capital Contributions			
84.047	D	542,144	TRIO Upward Bound			
84.063	D	22,710,056	Federal Pell Grant Program			
84.116	D	(15,000)	Fund for the Improvement of Postsecondary Education			
84.129	D	331,048	Rehabilitation Long-Term Training			
84.217	D	233,158	TRIO McNair Post-Baccalaureate Achievement			
84.268	D	173,308,393	Federal Direct Student Loans			
84.305	D	1,841,268	Education Research, Development and Dissemination			
84.305	I	1,960	Education Research, Development and Dissemination	24-1714-0132-007	University of Nebraska at Lincoln	
84.305	I	21,237	Education Research, Development and Dissemination	24-1714-0132-008	University of Nebraska at Lincoln	
84.305	I	19,645	Education Research, Development and Dissemination	3003143121	University of Michigan (UMICH)	
84.305	I	58,061	Education Research, Development and Dissemination	343-0811	Duke University	
84.305	I	273,437	Education Research, Development and Dissemination	43802	University of Delaware	
84.305	I	21,834	Education Research, Development and Dissemination	581315	Trustees of the Univ. of Pennsylvania	
84.305	I	101,994	Education Research, Development and Dissemination	58611	University of Delaware	
84.305	I	1,766	Education Research, Development and Dissemination	FY2020-003	University of Kansas Center for Research	
84.305	I	79,022	Education Research, Development and Dissemination	FY2020-003 M1	University of Kansas Center for Research	
84.305	I	4,079	Education Research, Development and Dissemination	G154.UNC.01	National Opinion Research Center (NORC)	
84.305	I	46,306	Education Research, Development and Dissemination	UNIV58617 3748-0198	Vanderbilt University	
84.305	I	7,347	Education Research, Development and Dissemination	UWSC11218/ 41027	University of Washington	
84.324	D	1,060,715	Research in Special Education			
84.324	I	85,964	Research in Special Education	FY2018-070	University of Kansas Center for Research	
84.324	I	126,286	Research in Special Education	FY2020-057	University of Kansas Center for Research	
84.324	I	1,774	Research in Special Education	KK2047	University of California at Santa Barbara	
84.324	I	56,877	Research in Special Education	SA0000749	San Diego State University (SDSU) Research	
84.325	D	1,394,742	Special Education - Personnel Development to Improve Services and Results for Children with Disabilities			

SCHEDULE OF EXPENDITURES OF FEDERAL AWARDS (BY STATE AGENCY)

For the Fiscal Year Ended June 30, 2021

Federal ALN	Direct/ Indirect	Program Expenditures	ALN Program Title	Pass-Through Entity Number	Pass-Through Entity Name	Additional Award Information
84.325	I	8,540	Special Education - Personnel Development to Improve Services and Results for Children with Disabilities	UCHC7-127393037	University of Connecticut Health Center	
84.326	D	6,927,772	Special Education Technical Assistance and Dissemination to Improve Services and Results for Children with Disabilities			
84.327	D	2,795,729	Special Education Educational Technology Media, and Materials for Individuals with Disabilities			
84.334	I	265,067	Gaining Early Awareness and Readiness for Undergraduate Programs	020753	Mississippi State University	
84.336	D	48,234	Teacher Quality Partnership Grants			
84.373	I	1,672	Special Education Technical Assistance on State Data Collection	51-001279	SRI International	
84.373	I	616,375	Special Education Technical Assistance on State Data Collection	N/A	SRI International	
84.373	I	46,412	Special Education Technical Assistance on State Data Collection	S-17855	WestEd	
84.425E	D	12,887,067	COVID-19 - Education Stabilization Fund			
84.425F	D	14,845,766	COVID-19 - Education Stabilization Fund			
84.RD	I	83,947	U. S. Department of Education	N/A	RMC Research Corporation	A20-0887-001
84.RD	I	196,845	U. S. Department of Education	N/A	RMC Research Corporation	A21-0475-001
93.067	I	8,366	Global AIDS	21-2421	Columbia University	
93.067	I	20,456	Global AIDS	4NU2GGH001920-04-00-	Centre for Infectious Disease Research i	
93.067	I	15,950	Global AIDS	5NU2GGH001920-05-A04	Centre for Infectious Disease Research i	
93.067	I	110,759	Global AIDS	CDC.579284-01707373-	Program for Appropriate Technology in He	
93.068	D	763,599	Chronic Diseases: Research, Control, and Prevention			
93.068	I	94,922	Chronic Diseases: Research, Control, and Prevention	6543-00-S001	Westat, Inc.	
93.073	D	831,597	Birth Defects and Developmental Disabilities - Prevention and Surveillance			
93.073	I	13,671	Birth Defects and Developmental Disabilities - Prevention and Surveillance	216069	Duke University	
93.077	D	2,247,364	Family Smoking Prevention and Tobacco Control Act Regulatory Research			
93.077	I	19,052	Family Smoking Prevention and Tobacco Control Act Regulatory Research	40-100730-116540	Wake Forest University Health Sciences	
93.077	I	21,671	Family Smoking Prevention and Tobacco Control Act Regulatory Research	40-100730-116541	Wake Forest University Health Sciences	
93.080	I	171,196	Blood Disorder Program: Prevention, Surveillance, and Research	ATHN2015001-IVN-5	American Thrombosis and Hemostasis Network	
93.080	I	153,247	Blood Disorder Program: Prevention, Surveillance, and Research	ATHN2020CDC-IVN-01	American Thrombosis and Hemostasis Network	
93.083	D	273,591	Prevention of Disease, Disability, and Death through Immunization and Control of Respiratory and Related Diseases			
93.084	I	4,791	Prevention of Disease, Disability, and Death by Infectious Diseases	000528670-SC002	University of Alabama at Birmingham	
93.084	I	86,502	Prevention of Disease, Disability, and Death by Infectious Diseases	A033561	Duke University	
93.084	I	20,000	Prevention of Disease, Disability, and Death by Infectious Diseases	WU-20-449	Washington University in Saint Louis	
93.103	D	479,451	Food and Drug Administration Research			
93.103	I	94,163	Food and Drug Administration Research	20-2941-UNCCH	University of Tennessee Health Science C	
93.103	I	62,696	Food and Drug Administration Research	20-5653	Genentech, Inc.	
93.103	I	141,178	Food and Drug Administration Research	21-3485-UNCCH	University of Tennessee Health Science C	
93.103	I	85,576	Food and Drug Administration Research	403-101700-118430	Wake Forest University Health Sciences	
93.103	I	32,723	Food and Drug Administration Research	A03-3742	Duke University	
93.103	I	(6,243)	Food and Drug Administration Research	N/A	Boston University	
93.103	I	10,703	Food and Drug Administration Research	N/A	Institute for Advanced Clinical Trials f	
93.103	I	50	Food and Drug Administration Research	N/A	Interstate Shellfish Sanitation Conference	
93.103	I	1,521	Food and Drug Administration Research	PO 92166377	Children's Hospital Boston	
93.107	D	1,444,418	Area Health Education Centers			
93.110	D	9,188,189	Maternal and Child Health Federal Consolidated Programs			
93.110	I	16,711	Maternal and Child Health Federal Consolidated Programs	1638 G WA067	University of California at Los Angeles	
93.110	I	52,295	Maternal and Child Health Federal Consolidated Programs	205656_GR205638-UNC	Georgetown University	
93.110	I	14,684	Maternal and Child Health Federal Consolidated Programs	5 H30MC24046-08-00	Hemophilia of Georgia (HOG)	
93.110	I	99	Maternal and Child Health Federal Consolidated Programs	A177491	Emory University (EU)	
93.110	I	35,012	Maternal and Child Health Federal Consolidated Programs	A330330	Emory University (EU)	
93.110	I	2,760	Maternal and Child Health Federal Consolidated Programs	A481919	Emory University (EU)	
93.110	I	108,236	Maternal and Child Health Federal Consolidated Programs	AWD7773002-GR205656	Georgetown University	
93.110	I	87,059	Maternal and Child Health Federal Consolidated Programs	HTC # 262	Hemophilia of Georgia (HOG)	
93.110	I	26,055	Maternal and Child Health Federal Consolidated Programs	N/A	Mountain Area Health Education Center	
93.110	I	11,788	Maternal and Child Health Federal Consolidated Programs	SUB000002139	University of Florida	
93.113	D	9,254,227	Environmental Health			
93.113	I	12,056	Environmental Health	01062311	Beth Israel Deaconess Medical Center	
93.113	I	297,694	Environmental Health	1-340-0217136-65707L	Research Triangle Institute (RTI Interna	
93.113	I	19,878	Environmental Health	10009736-UNC06	Bowling Green State University	
93.113	I	116,202	Environmental Health	18-M69	George Washington University	
93.113	I	(289)	Environmental Health	2(GG010695-01)	Columbia University	
93.113	I	65,350	Environmental Health	2-340-0215502-65237L	Research Triangle Institute (RTI Interna	
93.113	I	12,419	Environmental Health	20-2708	Predictive, LLC	
93.113	I	71,787	Environmental Health	2003147882	Johns Hopkins University	
93.113	I	32,294	Environmental Health	2004648400	Johns Hopkins University	

SCHEDULE OF EXPENDITURES OF FEDERAL AWARDS (BY STATE AGENCY)

For the Fiscal Year Ended June 30, 2021

Federal ALN	Direct/ Indirect	Program Expenditures	ALN Program Title	Pass-Through Entity Number	Pass-Through Entity Name	Additional Award Information
93.113	I	12,363	Environmental Health	2004688527	Johns Hopkins University	
93.113	I	27,100	Environmental Health	4500002242	Boston University	
93.113	I	198,568	Environmental Health	9R44ES032782-02	Cell Microsystems, Inc.	
93.113	I	70,028	Environmental Health	A03-1052	Duke University	
93.113	I	27,824	Environmental Health	A03-2125	Duke University	
93.113	I	61,540	Environmental Health	B11204UNC	Henry Ford Health System	
93.113	I	200,849	Environmental Health	GR119444	Ohio State University	
93.113	I	58	Environmental Health	RC105176UNC	Michigan State University	
93.113	I	20,868	Environmental Health	T778769	Emory University (EU)	
93.113	I	11,541	Environmental Health	UWSC10029/ BPO26342	University of Washington	
93.113	I	8,446	Environmental Health	UWSC12368 51996	University of Washington	
93.117	D	332,896	Preventive Medicine Residency			
93.121	D	4,887,116	Oral Diseases and Disorders Research			
93.121	I	8,553	Oral Diseases and Disorders Research	00010288	University of California at Berkeley (Ca	
93.121	I	76	Oral Diseases and Disorders Research	10034028-01/U0001590	University of Utah	
93.121	I	(137)	Oral Diseases and Disorders Research	100852-00004/PO#EP01	Tufts University	
93.121	I	16,193	Oral Diseases and Disorders Research	103737-00001 NH180_P	Tufts University	
93.121	I	4,220	Oral Diseases and Disorders Research	11719SUB	Seattle Children's Hospital Research Inst	
93.121	I	5,000	Oral Diseases and Disorders Research	11846SUB	Seattle Children's Hospital Research Inst	
93.121	I	795	Oral Diseases and Disorders Research	12064SUB	Seattle Children's Hospital Research Inst	
93.121	I	22,207	Oral Diseases and Disorders Research	12462SUB	Seattle Children's Hospital Research Inst	
93.121	I	90,034	Oral Diseases and Disorders Research	22000007-133	The Methodist Hospital Research Institute	
93.121	I	174,378	Oral Diseases and Disorders Research	22000010-170	The Methodist Hospital Research Institute	
93.121	I	59,968	Oral Diseases and Disorders Research	233220	Massachusetts General Hospital	
93.121	I	5,740	Oral Diseases and Disorders Research	3000301333	Atrium Health (formerly Carolinas Health	
93.121	I	44,625	Oral Diseases and Disorders Research	3000301333 (A18-0261	Atrium Health (formerly Carolinas Health	
93.121	I	21,759	Oral Diseases and Disorders Research	34768-1	Augusta University	
93.121	I	93,874	Oral Diseases and Disorders Research	AGMT00005792/2200001	The Methodist Hospital Research Institute	
93.121	I	8,143	Oral Diseases and Disorders Research	F1244-02 (Formerly F	New York University (NYU)	
93.121	I	3,275	Oral Diseases and Disorders Research	F1456-02	New York University (NYU)	
93.121	I	177,294	Oral Diseases and Disorders Research	F1456-04	New York University (NYU)	
93.121	I	67,396	Oral Diseases and Disorders Research	K002574-00-S01	Kitware, Inc.	
93.121	I	96,941	Oral Diseases and Disorders Research	SUB000002159	University of Florida	
93.121	I	30,176	Oral Diseases and Disorders Research	SUB000002461	University of Florida	
93.121	I	130,510	Oral Diseases and Disorders Research	SUBK00012316 JAT	University of Michigan Board of Regents	
93.127	D	305,222	Emergency Medical Services for Children			
93.135	D	1,235,518	Centers for Research and Demonstration for Health Promotion and Disease Prevention			
93.135	I	(16)	Centers for Research and Demonstration for Health Promotion and Disease Prevention	416325-G	University of Rochester	
93.136	D	2,403,571	Injury Prevention and Control Research and State and Community Based Programs			
93.136	I	17,538	Injury Prevention and Control Research and State and Community Based Programs	712-7574	Emma Pendleton Bradley Hospital	
93.143	D	3,213,375	NIEHS Superfund Hazardous Substances Basic Research and Education			
93.143	I	68,994	NIEHS Superfund Hazardous Substances Basic Research and Education	02-M1800359	Texas A and M University	
93.145	I	23,699	HIV-Related Training and Technical Assistance	N/A	Vanderbilt University	
93.145	I	24,588	HIV-Related Training and Technical Assistance	VUMC 86238	Vanderbilt University Medical Center	
93.145	I	203,422	HIV-Related Training and Technical Assistance	VUMC56921	Vanderbilt University	
93.153	I	76,687	Coordinated Services and Access to Research for Women, Infants, Children, and Youth	3090097	Duke University	
93.153	I	75,501	Coordinated Services and Access to Research for Women, Infants, Children, and Youth	3090098	Duke University	
93.155	D	1,428,842	Rural Health Research Centers			
93.155	I	98,112	Rural Health Research Centers	N/A	Foundation for Health Leadership &	
93.155	I	91,054	Rural Health Research Centers	S00488-02	University of Iowa	
93.155	I	55,879	Rural Health Research Centers	S02094-01	University of Iowa	
93.172	D	7,847,481	Human Genome Research			
93.172	I	82,639	Human Genome Research	132378697	University of Southern California (USC)	
93.172	I	37,429	Human Genome Research	217360A	University of Oregon	
93.172	I	169,799	Human Genome Research	91094-20327201	University of Maryland	
93.172	I	200,430	Human Genome Research	A03-2387	Duke University	
93.172	I	44,173	Human Genome Research	A034195	Duke University	
93.172	I	257,449	Human Genome Research	PO#826012/Sub# 1203	Rutgers the State University of New Jersey	
93.172	I	58,467	Human Genome Research	RES514720	Case Western Reserve University	
93.172	I	10,985	Human Genome Research	ULRF 16-0709-03	University of Louisville	
93.173	D	1,220,721	Research Related to Deafness and Communication Disorders			

SCHEDULE OF EXPENDITURES OF FEDERAL AWARDS (BY STATE AGENCY)

For the Fiscal Year Ended June 30, 2021

Federal ALN	Direct/ Indirect	Program Expenditures	ALN Program Title	Pass-Through Entity Number	Pass-Through Entity Name	Additional Award Information
93.173	I	29,257	Research Related to Deafness and Communication Disorders	1015893_UNC	Oregon Health and Science University	
93.173	I	13,996	Research Related to Deafness and Communication Disorders	16-009267 A00	University of Massachusetts at Amherst	
93.173	I	50,140	Research Related to Deafness and Communication Disorders	2121-1001-00-B	University of South Florida Tampa	
93.173	I	45,244	Research Related to Deafness and Communication Disorders	60078608 SPC10000046	Ohio State University	
93.173	I	56,711	Research Related to Deafness and Communication Disorders	800198	Drexel University	
93.173	I	83,368	Research Related to Deafness and Communication Disorders	96433-D/R01DC015056	Boys Town National Research Hospital	
93.173	I	43,033	Research Related to Deafness and Communication Disorders	96469-E	Boys Town (Father Flanagan's Boys' Home)	
93.173	I	71,208	Research Related to Deafness and Communication Disorders	R01DC011038/96419-A	Boys Town National Research Hospital	
93.178	D	486,889	Nursing Workforce Diversity			
93.186	D	347,075	National Research Service Award in Primary Care Medicine			
93.211	D	928,845	Telehealth Programs			
93.213	D	739,022	Research and Training in Complementary and Integrative Health			
93.213	I	11,947	Research and Training in Complementary and Integrative Health	21-129-100881-010	Old Dominion University Research Fdn	
93.213	I	57,804	Research and Training in Complementary and Integrative Health	7529	Boston Medical Center	
93.213	I	175,394	Research and Training in Complementary and Integrative Health	7846	Boston Medical Center	
93.213	I	11,986	Research and Training in Complementary and Integrative Health	A03-3161	Duke University	
93.225	D	(129)	National Research Service Awards Health Services Research Training			
93.226	D	3,111,751	Research on Healthcare Costs, Quality and Outcomes			
93.226	I	28,796	Research on Healthcare Costs, Quality and Outcomes	417581G/URFAO:GR5109	University of Rochester	
93.226	I	12,057	Research on Healthcare Costs, Quality and Outcomes	701-7137573	Rhode Island Hospital	
93.226	I	64,687	Research on Healthcare Costs, Quality and Outcomes	A032552	Duke University	
93.226	I	4,977	Research on Healthcare Costs, Quality and Outcomes	A032567	Duke University	
93.226	I	7,858	Research on Healthcare Costs, Quality and Outcomes	R1091	Dartmouth College	
93.241	I	412,294	State Rural Hospital Flexibility Program	P007036253	University of Minnesota	
93.241	I	31,343	State Rural Hospital Flexibility Program	PO07036253	University of Minnesota	
93.242	D	31,247,866	Mental Health Research Grants			
93.242	I	84,996	Mental Health Research Grants	00001130	Brown University	
93.242	I	20,287	Mental Health Research Grants	000518108-SC005-HAT	The Board of Trustees of the University	
93.242	I	61,316	Mental Health Research Grants	0255-3351-4609	Mount Sinai School of Medicine	
93.242	I	4,045	Mental Health Research Grants	0255-3355-4609	Mount Sinai School of Medicine	
93.242	I	56,652	Mental Health Research Grants	0255-B711-4609	Mount Sinai School of Medicine	
93.242	I	(781)	Mental Health Research Grants	11-17-02 sub1	Des Moines University (DMU)	
93.242	I	458	Mental Health Research Grants	110268-0720-01	Kennedy Krieger Institute	
93.242	I	19,148	Mental Health Research Grants	11978SC	University of California at San Francisco	
93.242	I	15,819	Mental Health Research Grants	12238SC	University of California at San Francisco	
93.242	I	(671)	Mental Health Research Grants	136025-5109031	Harvard University	
93.242	I	21,033	Mental Health Research Grants	136031-5111688	Harvard University	
93.242	I	(1)	Mental Health Research Grants	149869.5101563.0314	Harvard University Medical School	
93.242	I	43,885	Mental Health Research Grants	149869.5101563.0414	Harvard University Medical School	
93.242	I	50,433	Mental Health Research Grants	1907499	University of Texas at Dallas	
93.242	I	24,664	Mental Health Research Grants	20-M64	George Washington University	
93.242	I	121,401	Mental Health Research Grants	2000 G XQ147	University of California at Los Angeles	
93.242	I	37,011	Mental Health Research Grants	2004786483	Johns Hopkins University	
93.242	I	143,871	Mental Health Research Grants	2015-3230	University of California at Irvine (UCI)	
93.242	I	(7)	Mental Health Research Grants	31468-01	American University (AU)	
93.242	I	40,593	Mental Health Research Grants	34337SUB53039 / PO#1	University of Vermont	
93.242	I	19,492	Mental Health Research Grants	417356G/URFAO GR510	University of Rochester	
93.242	I	58,968	Mental Health Research Grants	574016	Trustees of the Univ. of Pennsylvania	
93.242	I	10,868	Mental Health Research Grants	60050592 UNC	Northwestern University	
93.242	I	72,146	Mental Health Research Grants	60055528 UNC	Northwestern University	
93.242	I	37,121	Mental Health Research Grants	62423031-164804	Leland Stanford Junior University (LSJU)	
93.242	I	199,145	Mental Health Research Grants	7137547	Rhode Island Hospital	
93.242	I	18,487	Mental Health Research Grants	800010088-01UG/00030	Florida International University	
93.242	I	50,528	Mental Health Research Grants	85339-Z0264205	University of Maryland	
93.242	I	51,851	Mental Health Research Grants	A006759601	University of Minnesota	
93.242	I	53,463	Mental Health Research Grants	A031713	Duke University	
93.242	I	16,299	Mental Health Research Grants	A034582	Duke University	
93.242	I	48,882	Mental Health Research Grants	A15-0085-S002	University of California at Davis (UCD)	
93.242	I	16,031	Mental Health Research Grants	A21-1997-S001	University of California at Davis (UCD)	
93.242	I	(1,793)	Mental Health Research Grants	A242031	Emory University (EU)	
93.242	I	2,225	Mental Health Research Grants	A277470	Emory University (EU)	
93.242	I	17,948	Mental Health Research Grants	A367499	Emory University (EU)	
93.242	I	15,875	Mental Health Research Grants	A413029	Emory University (EU)	
93.242	I	2,424	Mental Health Research Grants	AWD00002015(134205-2	University of Pittsburgh	

SCHEDULE OF EXPENDITURES OF FEDERAL AWARDS (BY STATE AGENCY)

For the Fiscal Year Ended June 30, 2021

Federal ALN	Direct/ Indirect	Program Expenditures	ALN Program Title	Pass-Through Entity Number	Pass-Through Entity Name	Additional Award Information
93.242	I	174,250	Mental Health Research Grants	AWD00002915 (135171-	University of Pittsburgh	
93.242	I	237,063	Mental Health Research Grants	CNVA00061652 131408-	University of Pittsburgh	
93.242	I	34,075	Mental Health Research Grants	F211825-2	University of Maryland at Baltimore (UMB)	
93.242	I	81,455	Mental Health Research Grants	FY21.1056.001 / 2-5-	University of Colorado Denver	
93.242	I	162,552	Mental Health Research Grants	GR103937 (CON-800013	Yale University	
93.242	I	176,324	Mental Health Research Grants	KR110975 (CON-800027	Yale University	
93.242	I	21,192	Mental Health Research Grants	K002617-00-S01	Kitware, Inc.	
93.242	I	80,293	Mental Health Research Grants	K003285-00-S01	Kitware, Inc.	
93.242	I	(5,098)	Mental Health Research Grants	N/A	Columbia University	
93.242	I	131,221	Mental Health Research Grants	N/A	Pulvinar Neuro LLC	
93.242	I	84,597	Mental Health Research Grants	N/A	Virtually Better, Inc	
93.242	I	94,106	Mental Health Research Grants	N007059101	University of Minnesota	
93.242	I	39,495	Mental Health Research Grants	P007689002	University of Minnesota	
93.242	I	(6,966)	Mental Health Research Grants	PO#2001591772	Johns Hopkins University	
93.242	I	29,250	Mental Health Research Grants	R41MH123287	innovation Research and Training (iRT)	
93.242	I	124,540	Mental Health Research Grants	SC37573-03-00 / PO15	University of Denver	
93.242	I	75,047	Mental Health Research Grants	WU-19-410/PO#2940262	Washington University in Saint Louis	
93.242	I	104,687	Mental Health Research Grants	WU-19-411/PO#2940750	Washington University in Saint Louis	
93.242	I	148,679	Mental Health Research Grants	WU-19-412/PO 2940411	Washington University in Saint Louis	
93.242	I	5,336	Mental Health Research Grants	WU-21-2 2940155K	Washington University in Saint Louis	
93.242	I	9,158	Mental Health Research Grants	WU-21-3 2940156K	Washington University in Saint Louis	
93.242	I	5,606	Mental Health Research Grants	WU-21-4	Washington University in Saint Louis	
93.242	I	9,785	Mental Health Research Grants	ccA03-1588	Duke University	
93.243	D	1,645,946	Substance Abuse and Mental Health Services Projects of Regional and National Significance			
93.243	I	15,292	Substance Abuse and Mental Health Services Projects of Regional and National Significance	2004003087	Johns Hopkins University	
93.243	I	1,560	Substance Abuse and Mental Health Services Projects of Regional and National Significance	GR107883(CON-8000199	Yale University	
93.243	I	5,356	Substance Abuse and Mental Health Services Projects of Regional and National Significance	GR109962(CON-8000243	Yale University	
93.247	D	1,823,701	Advanced Nursing Education Workforce Grant Program			
93.25	D	71,778	Geriatric Academic Career Awards Department of Health and Human Services			
93.261	I	38,964	Scaling the National Diabetes Prevention Program to Priority Populations	N/A	APhA Foundation	
93.262	D	1,769,319	Occupational Safety and Health Program			
93.262	I	156,204	Occupational Safety and Health Program	17-A1-00-006508-01/1	New York University (NYU)	
93.262	I	511	Occupational Safety and Health Program	4885/102815	University of Rhode Island	
93.264	D	655,811	Nurse Faculty Loan Program (NFLP)			
93.273	D	11,826,147	Alcohol Research Programs			
93.273	I	80,822	Alcohol Research Programs	1-340-0217732-66127L	Research Triangle Institute (RTI Interna	
93.273	I	32,460	Alcohol Research Programs	20-22-002	Louisiana State University (LSU)	
93.273	I	49,859	Alcohol Research Programs	PO#P00496793/AWD0000	University of Pittsburgh	
93.279	D	10,163,021	Drug Abuse and Addiction Research Programs			
93.279	I	3,013	Drug Abuse and Addiction Research Programs	000000366	University of Wisconsin at Madison	
93.279	I	294,505	Drug Abuse and Addiction Research Programs	00001481	Brown University	
93.279	I	7,602	Drug Abuse and Addiction Research Programs	1-312-0216046-65210L	Research Triangle Institute (RTI Interna	
93.279	I	23,324	Drug Abuse and Addiction Research Programs	123125	Brigham and Women's Hospital	
93.279	I	221,826	Drug Abuse and Addiction Research Programs	12345SC	University of California at San Francisco	
93.279	I	33,942	Drug Abuse and Addiction Research Programs	2-312-0216046-65212L	Research Triangle Institute (RTI Interna	
93.279	I	95,975	Drug Abuse and Addiction Research Programs	2-312-0216924-65603L	Research Triangle Institute (RTI Interna	
93.279	I	7,422	Drug Abuse and Addiction Research Programs	2-340-0215297-52570L	Research Triangle Institute (RTI Interna	
93.279	I	2,029	Drug Abuse and Addiction Research Programs	210247-0419-14	Jackson Laboratory	
93.279	I	192,407	Drug Abuse and Addiction Research Programs	210247-0421-07	Jackson Laboratory	
93.279	I	36,507	Drug Abuse and Addiction Research Programs	3-312-0216046-65211L	Research Triangle Institute (RTI Interna	
93.279	I	67,409	Drug Abuse and Addiction Research Programs	417654G/URFAO:GR5109	University of Rochester	
93.279	I	19,112	Drug Abuse and Addiction Research Programs	417870 GURFAOGR51114	University of Rochester	
93.279	I	8,411	Drug Abuse and Addiction Research Programs	4500003638	Boston University Board of Trustees	
93.279	I	87,358	Drug Abuse and Addiction Research Programs	5-27127	Scripps Research Institute	
93.279	I	50,469	Drug Abuse and Addiction Research Programs	5071-S01	Actuated Medical, Inc (AMI)	
93.279	I	15,550	Drug Abuse and Addiction Research Programs	52748	University of Arkansas	
93.279	I	16,210	Drug Abuse and Addiction Research Programs	53188	University of Arkansas for Medical Science	
93.279	I	11,029	Drug Abuse and Addiction Research Programs	60072478	Ohio State University	
93.279	I	308	Drug Abuse and Addiction Research Programs	7017137280	Rhode Island Hospital	
93.279	I	2,037	Drug Abuse and Addiction Research Programs	7109993TVD	Miriam Hospital	
93.279	I	9,464	Drug Abuse and Addiction Research Programs	7147060LBR	Miriam Hospital	

SCHEDULE OF EXPENDITURES OF FEDERAL AWARDS (BY STATE AGENCY)

For the Fiscal Year Ended June 30, 2021

Federal ALN	Direct/ Indirect	Program Expenditures	ALN Program Title	Pass-Through Entity Number	Pass-Through Entity Name	Additional Award Information
93.279	I	10,591	Drug Abuse and Addiction Research Programs	A031808	Duke University	
93.279	I	210,705	Drug Abuse and Addiction Research Programs	A032001	Duke University	
93.279	I	41,384	Drug Abuse and Addiction Research Programs	A032037	Duke University	
93.279	I	89,249	Drug Abuse and Addiction Research Programs	A033612	Duke University	
93.279	I	84,422	Drug Abuse and Addiction Research Programs	AWD00000068 (132578- CON-80002955 (GR1125	University of Pittsburgh	
93.279	I	3,048	Drug Abuse and Addiction Research Programs	CON-80002985(GR11283	Yale University	
93.279	I	23,775	Drug Abuse and Addiction Research Programs	GB10546.PO #2126807	Yale University	
93.279	I	32,318	Drug Abuse and Addiction Research Programs	GR106462 CON-8000178	University of Virginia	
93.279	I	(42)	Drug Abuse and Addiction Research Programs	GR109144 (CON-800023	Yale University	
93.279	I	115,979	Drug Abuse and Addiction Research Programs	GR109272(CON-8000234	Yale University	
93.279	I	129,790	Drug Abuse and Addiction Research Programs	GR120226	Ohio State University	
93.279	I	88,958	Drug Abuse and Addiction Research Programs	GR122791/SPC-1000004	Ohio State University	
93.279	I	39,194	Drug Abuse and Addiction Research Programs	R01DA050696-S2UNC	Avera Health	
93.279	I	3,956	Drug Abuse and Addiction Research Programs	RGF012667-A	Children's Hospital Los Angeles	
93.279	I	90,335	Drug Abuse and Addiction Research Programs	UR-K181	Florida Atlantic University	
93.279	I	29,867	Drug Abuse and Addiction Research Programs	UWSC11265	University of Washington	
93.279	I	(784)	Drug Abuse and Addiction Research Programs			
93.283	D	1,447,619	Centers for Disease Control and Prevention Investigations and Technical Assistance			
93.286	D	3,415,002	Discovery and Applied Research for Technological Innovations to Improve Human Health			
93.286	I	194,034	Discovery and Applied Research for Technological Innovations to Improve Human Health	092585-17169	University of Illinois Board of Trustees	
93.286	I	56,270	Discovery and Applied Research for Technological Innovations to Improve Human Health	679-100710-552612	Wake Forest University Health Sciences	
93.286	I	36,750	Discovery and Applied Research for Technological Innovations to Improve Human Health	A03-1999	Duke University	
93.286	I	27,026	Discovery and Applied Research for Technological Innovations to Improve Human Health	FY2017-040	University of Kansas Center for Research	
93.286	I	82,073	Discovery and Applied Research for Technological Innovations to Improve Human Health	K001687-00-S01	Kitware, Inc.	
93.286	I	21,569	Discovery and Applied Research for Technological Innovations to Improve Human Health	K002587-00-S01	Kitware, Inc.	
93.286	I	572	Discovery and Applied Research for Technological Innovations to Improve Human Health	RFA-EB-16-001	IVY.AI, INC.	
93.286	I	134,048	Discovery and Applied Research for Technological Innovations to Improve Human Health	SUB00001509	University of Georgia	
93.286	I	(37)	Discovery and Applied Research for Technological Innovations to Improve Human Health	UNIV 58419/2186-0163	Vanderbilt University Medical Center	
93.286	I	5,333	Discovery and Applied Research for Technological Innovations to Improve Human Health	VUMC 60090	Vanderbilt University	
93.300	D	583,095	National Center for Health Workforce Analysis			
93.300	I	14,575	National Center for Health Workforce Analysis	UWSC12510 53769	University of Washington	
93.307	D	6,978,253	Minority Health and Health Disparities Research			
93.307	I	28,627	Minority Health and Health Disparities Research	13136001	University of Central Florida (UCF)	
93.307	I	125,599	Minority Health and Health Disparities Research	16-2910/PO2000005316	University of South Carolina (USC)	
93.307	I	25,904	Minority Health and Health Disparities Research	31106A PO 818504	Albert Einstein College of Medicine Inc	
93.307	I	18,803	Minority Health and Health Disparities Research	52211-UNC	University of Arkansas	
93.307	I	304,656	Minority Health and Health Disparities Research	575095	Trustees of the Univ. of Pennsylvania	
93.307	I	23,861	Minority Health and Health Disparities Research	578811	Trustees of the Univ. of Pennsylvania	
93.307	I	129,933	Minority Health and Health Disparities Research	6408-1117-00-B	University of South Florida Tampa	
93.307	I	57,395	Minority Health and Health Disparities Research	A193683	Emory University (EU)	
93.307	I	14,034	Minority Health and Health Disparities Research	GB10826 PO 2265647	University of Virginia	
93.307	I	1,483	Minority Health and Health Disparities Research	GK000553(CON-8000061	Yale University	
93.307	I	46,733	Minority Health and Health Disparities Research	N/A	Equiti Foods, LLC	
93.310	D	12,352,951	Trans-NIH Research Support			
93.310	I	34,516	Trans-NIH Research Support	00001706	Brown University	
93.310	I	506,149	Trans-NIH Research Support	1-340-0215040-52885L	Research Triangle Institute (RTI Interna	
93.310	I	(6,215)	Trans-NIH Research Support	111593808	University of California at San Diego (U	
93.310	I	93,763	Trans-NIH Research Support	111593808 (S9002160)	University of California at San Diego (U	
93.310	I	57,787	Trans-NIH Research Support	12352SC	University of California at San Francisco	
93.310	I	2,002	Trans-NIH Research Support	16-A0-00-006256-01	NYU Medical Center	
93.310	I	18,215	Trans-NIH Research Support	16-A0-00006256-01/ M	NYU Medical Center	
93.310	I	1,206,927	Trans-NIH Research Support	19-A0-00-1003237	New York University School of Medicine	
93.310	I	4,503	Trans-NIH Research Support	2004970830	Johns Hopkins University	
93.310	I	7	Trans-NIH Research Support	2035736	Duke University	

SCHEDULE OF EXPENDITURES OF FEDERAL AWARDS (BY STATE AGENCY)

For the Fiscal Year Ended June 30, 2021

Federal ALN	Direct/ Indirect	Program Expenditures	ALN Program Title	Pass-Through Entity Number	Pass-Through Entity Name	Additional Award Information
93.310	I	18,002	Trans-NIH Research Support	5001441	Women and Infants Hospital of Rhode Isla	
93.310	I	20,140	Trans-NIH Research Support	900037	Drexel University	
93.310	I	48,706	Trans-NIH Research Support	900094 PO U0212117	Drexel University	
93.310	I	28,884	Trans-NIH Research Support	A03-2318	Duke University	
93.310	I	91,809	Trans-NIH Research Support	A03-3789	Duke University	
93.310	I	1,430,856	Trans-NIH Research Support	A03-4211	Duke University	
93.310	I	16,421	Trans-NIH Research Support	A033654	Duke University	
93.310	I	5,782	Trans-NIH Research Support	A033915	Duke University	
93.310	I	927,631	Trans-NIH Research Support	GR111819(CON-8000284	Yale University	
93.310	I	15,382	Trans-NIH Research Support	R902	Dartmouth College	
93.310	I	27,754	Trans-NIH Research Support	TUL-HSC-558484-20/21	Tulane University	
93.315	I	3,406	Rare Disorders: Research, Surveillance, Health Promotion, and Education	1-312-0217091-65696L	Research Triangle Institute (RTI Interna	
93.315	I	3,589	Rare Disorders: Research, Surveillance, Health Promotion, and Education	1-312-0217093-65695L	Research Triangle Institute (RTI Interna	
93.315	I	17,957	Rare Disorders: Research, Surveillance, Health Promotion, and Education	1-312-0217095-65698L	Research Triangle Institute (RTI Interna	
93.342	D	3,512,349	Health Professions Student Loans, Including Primary Care Loans/Loans for Disadvantaged Students			
93.350	D	14,880,081	National Center for Advancing Translational Sciences			
93.350	I	19,392	National Center for Advancing Translational Sciences	000518169-007	University of Alabama at Birmingham	
93.350	I	34,144	National Center for Advancing Translational Sciences	000518169-SC007	University of Alabama at Birmingham	
93.350	I	15,720	National Center for Advancing Translational Sciences	000518169-SC008	University of Alabama at Birmingham	
93.350	I	43,622	National Center for Advancing Translational Sciences	1-312-0215481-52686L	Research Triangle Institute (RTI Interna	
93.350	I	163,081	National Center for Advancing Translational Sciences	1011902-001_JHU PO 2	Johns Hopkins University	
93.350	I	132,611	National Center for Advancing Translational Sciences	1011902-002_JHU 200	Johns Hopkins University	
93.350	I	40,273	National Center for Advancing Translational Sciences	1011902_JHU 20046763	Johns Hopkins University	
93.350	I	81,682	National Center for Advancing Translational Sciences	1011902_UNC	Oregon Health and Science University	
93.350	I	(10,752)	National Center for Advancing Translational Sciences	166469/165608	University of Texas Health Science Center	
93.350	I	115,634	National Center for Advancing Translational Sciences	167901/167892	University of Texas Health Science Center	
93.350	I	166,946	National Center for Advancing Translational Sciences	18-4177	Falcon Therapeutics, Inc.	
93.350	I	12,396	National Center for Advancing Translational Sciences	2-312-0216822-65550L	Research Triangle Institute (RTI International)	
93.350	I	63,114	National Center for Advancing Translational Sciences	20-0678	Epigenos Bioscience, Inc.	
93.350	I	98,099	National Center for Advancing Translational Sciences	2004376928	Johns Hopkins University	
93.350	I	15,545	National Center for Advancing Translational Sciences	4500003368	Boston University Board of Trustees	
93.350	I	37,928	National Center for Advancing Translational Sciences	5017091-SERV	Tufts-New England Medical Center	
93.350	I	40,746	National Center for Advancing Translational Sciences	5017110-SERV	Tufts-New England Medical Center	
93.350	I	4,160	National Center for Advancing Translational Sciences	A00-3210-S002	Medical University of South Carolina (MU)	
93.350	I	30,020	National Center for Advancing Translational Sciences	A03-3493	Duke University	
93.350	I	272,293	National Center for Advancing Translational Sciences	A03-3494	Duke University	
93.350	I	1,509	National Center for Advancing Translational Sciences	A031873	Duke University	
93.350	I	12,280	National Center for Advancing Translational Sciences	A031874	Duke University	
93.350	I	36,155	National Center for Advancing Translational Sciences	AWD00000243 (134445-	University of Pittsburgh	
93.350	I	(37)	National Center for Advancing Translational Sciences	MUSC17-042-8C828	Medical University of South Carolina (MU)	
93.350	I	151,544	National Center for Advancing Translational Sciences	N/A	Initos Pharmaceuticals, LLC	
93.350	I	64,066	National Center for Advancing Translational Sciences	N/A	University of Utah	
93.350	I	267,396	National Center for Advancing Translational Sciences	P0503A-A	Oregon State University	
93.350	I	84,470	National Center for Advancing Translational Sciences	VUMC65891	Vanderbilt University	
93.350	I	35,695	National Center for Advancing Translational Sciences	WU-21-108/PO 2940272	Washington University in Saint Louis	
93.351	D	4,019,152	Research Infrastructure Programs			
93.353	D	1,814,381	21st Century Cures Act - Beau Biden Cancer Moonshot			
93.353	I	9,160	21st Century Cures Act - Beau Biden Cancer Moonshot	000525294-SC001	University of Alabama at Birmingham	
93.353	I	12,573	21st Century Cures Act - Beau Biden Cancer Moonshot	000526841-SC002	University of Alabama at Birmingham	
93.353	I	204,538	21st Century Cures Act - Beau Biden Cancer Moonshot	1001837485	University of Iowa	
93.353	I	241,171	21st Century Cures Act - Beau Biden Cancer Moonshot	30004929-01	Children's Research Institute	
93.353	I	106,506	21st Century Cures Act - Beau Biden Cancer Moonshot	3001688155	University of Texas MD Anderson Cancer C	
93.359	D	648,893	Nurse Education, Practice Quality and Retention Grants			
93.359	I	171,520	Nurse Education, Practice Quality and Retention Grants	1618NEPQR	Piedmont Health, Inc.	
93.359	I	12,186	Nurse Education, Practice Quality and Retention Grants	FP00007763_SA005	Virginia Commonwealth University (VCU)	
93.361	D	4,595,226	Nursing Research			
93.361	I	34,240	Nursing Research	19-3795 PO#20000431	University of South Carolina (USC)	
93.361	I	21,101	Nursing Research	201-100720-550114	Wake Forest University Health Sciences	
93.361	I	1,674	Nursing Research	214931	Duke University	
93.361	I	7,179	Nursing Research	A031828	Duke University	
93.361	I	(1,463)	Nursing Research	A046516	Emory University (EU)	
93.361	I	17,737	Nursing Research	A323248	Emory University (EU)	
93.361	I	5,242	Nursing Research	FY20.105.013_AMD1	University of Colorado Denver	

SCHEDULE OF EXPENDITURES OF FEDERAL AWARDS (BY STATE AGENCY)

For the Fiscal Year Ended June 30, 2021

Federal ALN	Direct/ Indirect	Program Expenditures	ALN Program Title	Pass-Through Entity Number	Pass-Through Entity Name	Additional Award Information
93.361	I	12,546	Nursing Research	FY20.105.015	University of Colorado Denver	
93.361	I	77,130	Nursing Research	FY21.105.005_AMD2	University of Colorado Denver	
93.378	I	427,817	Integrated Care for Kids Model	3090105	Duke University	
93.378	I	146,864	Integrated Care for Kids Model	3090133	Duke University	
93.393	D	16,267,686	Cancer Cause and Prevention Research			
93.393	I	2,525	Cancer Cause and Prevention Research	000527577-SC008	The Board of Trustees of the University	
93.393	I	4,110	Cancer Cause and Prevention Research	19-1541 / BD525563	Memorial Sloan-Kettering Cancer Center	
93.393	I	266,940	Cancer Cause and Prevention Research	201603696-08/A180177	University of California at Davis (UCD)	
93.393	I	14,648	Cancer Cause and Prevention Research	21-0702/PO4550982623	Duke University	
93.393	I	30,517	Cancer Cause and Prevention Research	3004700015	University of Michigan (UMICH)	
93.393	I	11,153	Cancer Cause and Prevention Research	3004700015/PO3005744	University of Michigan (UMICH)	
93.393	I	347,180	Cancer Cause and Prevention Research	3RCQ4	University of New Mexico at Albuquerque	
93.393	I	7,090	Cancer Cause and Prevention Research	411518_GR412884-UNC	Georgetown University	
93.393	I	213,223	Cancer Cause and Prevention Research	497-101710-550124	Wake Forest University	
93.393	I	139,650	Cancer Cause and Prevention Research	555-100710-555115	Wake Forest University Health Sciences	
93.393	I	151,183	Cancer Cause and Prevention Research	576656	Trustees of the Univ. of Pennsylvania	
93.393	I	67,227	Cancer Cause and Prevention Research	A031031	Duke University	
93.393	I	27,063	Cancer Cause and Prevention Research	A21-0071-S002	Medical University of South Carolina (MU	
93.393	I	100,876	Cancer Cause and Prevention Research	AGR20160253	Becton Dickinson (BD) and Company	
93.393	I	26,827	Cancer Cause and Prevention Research	AH000632	Harvard Pilgrim Health Care	
93.393	I	35,880	Cancer Cause and Prevention Research	BD525155B	Memorial Sloan-Kettering Cancer Center	
93.393	I	259,895	Cancer Cause and Prevention Research	BD525563	Memorial Sloan-Kettering Cancer Center	
93.393	I	55,993	Cancer Cause and Prevention Research	CON-80002965 (GR1124	Yale University	
93.393	I	130,915	Cancer Cause and Prevention Research	CRA / SCR / 2019 / 8	International Agency for Research on Can	
93.393	I	309,805	Cancer Cause and Prevention Research	CRA SCR 2018-28	International Agency for Research on Can	
93.393	I	28,961	Cancer Cause and Prevention Research	CRA/SCR/2019/4	International Agency for Research on Can	
93.393	I	15,901	Cancer Cause and Prevention Research	N/A	Triangle Biotechnology, Inc.	
93.393	I	68,657	Cancer Cause and Prevention Research	PO 6900486096 AGR20	Becton Dickinson (BD) and Company	
93.393	I	31,288	Cancer Cause and Prevention Research	RNG211061-UNC-01	Kaiser Permanente Division of Research	
93.393	I	12,848	Cancer Cause and Prevention Research	RNG211062-UNC-01	Kaiser Permanente Division of Research	
93.393	I	33,604	Cancer Cause and Prevention Research	RNG211063-UNC-01	Kaiser Permanente Division of Research	
93.393	I	25,464	Cancer Cause and Prevention Research	RNG211064-UNC-01	Kaiser Permanente Division of Research	
93.393	I	64,406	Cancer Cause and Prevention Research	VUMC 58792	Vanderbilt University Medical Center	
93.393	I	13,815	Cancer Cause and Prevention Research	VUMC58928	Vanderbilt University Medical Center	
93.393	I	387,034	Cancer Cause and Prevention Research	WU-20-397/PO#2941489	Washington University in Saint Louis	
93.393	I	8,576	Cancer Cause and Prevention Research	WU-21-361	Washington University in Saint Louis	
93.394	D	3,191,185	Cancer Detection and Diagnosis Research			
93.394	I	25,874	Cancer Detection and Diagnosis Research	0001026045	Fred Hutchinson Cancer Research Center	
93.394	I	29,716	Cancer Detection and Diagnosis Research	3004034932/PO3006018	University of Michigan (UMICH)	
93.394	I	25,862	Cancer Detection and Diagnosis Research	7000000410	Baylor College of Medicine	
93.394	I	407,912	Cancer Detection and Diagnosis Research	A03-0637	Duke University	
93.394	I	54,790	Cancer Detection and Diagnosis Research	CM00001074-02	City University of New York (CUNY)	
93.394	I	14,077	Cancer Detection and Diagnosis Research	K002546-00-S01	Kitware, Inc.	
93.394	I	117,558	Cancer Detection and Diagnosis Research	N/A	Baylor University College of Medicine	
93.394	I	(128)	Cancer Detection and Diagnosis Research	N/A	ImCare Biotech, LLC	
93.394	I	(34)	Cancer Detection and Diagnosis Research	N/A	Mayo Clinic in Jacksonville	
93.394	I	(52)	Cancer Detection and Diagnosis Research	PA-16-302	Sonoviol, LLC	
93.394	I	45,120	Cancer Detection and Diagnosis Research	R1109660	SUNY at Buffalo	
93.394	I	89,330	Cancer Detection and Diagnosis Research	SUB0000166	Princeton University	
93.395	D	15,780,736	Cancer Treatment Research			
93.395	I	59,994	Cancer Treatment Research	0125 G XA917	University of California at Los Angeles	
93.395	I	201,277	Cancer Treatment Research	0255-3281-4609	Mount Sinai School of Medicine	
93.395	I	141,462	Cancer Treatment Research	13748	EMMES Corporation	
93.395	I	25,601	Cancer Treatment Research	1568 G TA857	University of California at Los Angeles	
93.395	I	9,301	Cancer Treatment Research	1568 G UA696	University of California at Los Angeles	
93.395	I	278,826	Cancer Treatment Research	1568 G XA024	University of California at Los Angeles	
93.395	I	17,681	Cancer Treatment Research	19-4210	Sonoviol, LLC	
93.395	I	311	Cancer Treatment Research	232880	Massachusetts General Hospital	
93.395	I	18,484	Cancer Treatment Research	311392 / PO744148	Albert Einstein College of Medicine Inc	
93.395	I	3,835	Cancer Treatment Research	441340-RM-31494-COR	University of California at Los Angeles	
93.395	I	58,735	Cancer Treatment Research	60075824 / PO RF0161	Ohio State University	
93.395	I	28,724	Cancer Treatment Research	A031018	Duke University	
93.395	I	3,956	Cancer Treatment Research	A031021	Duke University	
93.395	I	302	Cancer Treatment Research	A031027	Duke University	

SCHEDULE OF EXPENDITURES OF FEDERAL AWARDS (BY STATE AGENCY)

For the Fiscal Year Ended June 30, 2021

Federal ALN	Direct/ Indirect	Program Expenditures	ALN Program Title	Pass-Through Entity Number	Pass-Through Entity Name	Additional Award Information
93.395	I	16,600	Cancer Treatment Research	AWD-002151-G1	Georgia Institute of Technology	
93.395	I	49,641	Cancer Treatment Research	BD524466B	Memorial Sloan-Kettering Cancer Center	
93.395	I	8,024	Cancer Treatment Research	CCH-259713/PO6696298	Mayo Clinic	
93.395	I	42,324	Cancer Treatment Research	F212147-2 / PO SR000	University of Maryland at Baltimore (UMB)	
93.395	I	156,099	Cancer Treatment Research	FP00026529_SUB149_01	Children's Hospital of Philadelphia	
93.395	I	17,863	Cancer Treatment Research	FY2016-020-M4	University of Kansas Center for Research	
93.395	I	129,822	Cancer Treatment Research	N/A	Children's Hospital of Philadelphia	
93.395	I	38,575	Cancer Treatment Research	N/A	EpiCypher, Inc.	
93.395	I	158	Cancer Treatment Research	N/A	Gynecologic Oncology Group (GOG)	
93.395	I	3,213	Cancer Treatment Research	N/A	NRG Oncology	
93.395	I	555	Cancer Treatment Research	N/A	National Marrow Donor Program	
93.395	I	64,034	Cancer Treatment Research	N/A	Oncoceutics, Inc.	
93.395	I	30,505	Cancer Treatment Research	NCC-259713/PO#670405	Mayo Clinic	
93.395	I	74,028	Cancer Treatment Research	NOR-194321	Mayo Clinic	
93.395	I	15,051	Cancer Treatment Research	SUB00000039/ UR FAO	University of Rochester	
93.395	I	261,730	Cancer Treatment Research	UWSC12058 BPO49755	University of Washington	
93.395	I	20,571	Cancer Treatment Research	WU-20-392	Washington University in Saint Louis	
93.396	D	8,519,871	Cancer Biology Research			
93.396	I	85	Cancer Biology Research	00003043/ PO 3001135	University of Texas MD Anderson Cancer C	
93.396	I	41,411	Cancer Biology Research	100200-116220	Wake Forest University Health Sciences	
93.396	I	98,898	Cancer Biology Research	11000823-020	Purdue University	
93.396	I	67,291	Cancer Biology Research	1554 G XB980	University of California at Los Angeles	
93.396	I	186,150	Cancer Biology Research	20-2643	Triangle Biotechnology, Inc.	
93.396	I	27,596	Cancer Biology Research	3001744503	University of Texas MD Anderson Cancer C	
93.396	I	54,806	Cancer Biology Research	64-100200-116221	Wake Forest University Health Sciences	
93.396	I	28,639	Cancer Biology Research	647K662	University of Wisconsin at Madison	
93.396	I	37,684	Cancer Biology Research	B45233UNC	Henry Ford Health System	
93.396	I	9,693	Cancer Biology Research	GMO210601 PO 0000002	University of Texas Southwestern Medical	
93.396	I	30,308	Cancer Biology Research	GR 109212 (CON-80002	Yale University	
93.396	I	71,431	Cancer Biology Research	N/A	Enfuego Therapeutics	
93.396	I	18,716	Cancer Biology Research	N/A	EpiCypher, Inc.	
93.396	I	(4,593)	Cancer Biology Research	N/A	Panacise Bio, Inc.	
93.396	I	1,944	Cancer Biology Research	P006781501	University of Minnesota Board of Regents	
93.396	I	165,664	Cancer Biology Research	PO 0000001958 GMO 2	University of Texas Southwestern Medical	
93.396	I	321,163	Cancer Biology Research	UWSC12063/PO BPO4984	University of Washington	
93.396	I	32,396	Cancer Biology Research	VUMC65676	Vanderbilt University Medical Center	
93.397	D	8,737,119	Cancer Centers Support Grants			
93.397	I	97,433	Cancer Centers Support Grants	3001535748	University of Texas MD Anderson Cancer C	
93.397	I	38,306	Cancer Centers Support Grants	3001540768	University of Texas MD Anderson Cancer C	
93.397	I	38,306	Cancer Centers Support Grants	3001540772	University of Texas MD Anderson Cancer C	
93.397	I	33,924	Cancer Centers Support Grants	3001651538	University of Texas MD Anderson Cancer C	
93.397	I	3,252	Cancer Centers Support Grants	3001701050	University of Texas MD Anderson Cancer C	
93.397	I	135,344	Cancer Centers Support Grants	3001701567	University of Texas MD Anderson Cancer C	
93.397	I	29,630	Cancer Centers Support Grants	3001704190	University of Texas MD Anderson Cancer C	
93.397	I	29,629	Cancer Centers Support Grants	3001704196	University of Texas MD Anderson Cancer C	
93.397	I	127,493	Cancer Centers Support Grants	7000001296 CA254569	Baylor University College of Medicine	
93.397	I	8,828	Cancer Centers Support Grants	A033898	Duke University	
93.397	I	96,431	Cancer Centers Support Grants	GR111356 (CON-800027	Yale University	
93.397	I	(2)	Cancer Centers Support Grants	MUSC15-085	Medical University of South Carolina (MU	
93.397	I	65,898	Cancer Centers Support Grants	RES515271	Case Western Reserve University	
93.397	I	8,237	Cancer Centers Support Grants	RES515886	Case Western Reserve University	
93.397	I	8,791	Cancer Centers Support Grants	VUMC77349	Vanderbilt University Medical Center	
93.398	D	5,897,974	Cancer Research Manpower			
93.399	I	39,044	Cancer Control	202010116	Alliance NCTN Foundation	
93.399	I	53,741	Cancer Control	2UG1CA189828-06-UNC1	ECOG-ACRIN Medical Research Foundation	
93.399	I	3,150	Cancer Control	TFED29-117	National Surgical Adjuvant Breast and Bo	
93.421	I	38,725	Strengthening Public Health Systems and Services through National Partnerships to Improve and Protect the Nation's Health	1452021 232-1403-3	National Association of Chronic Disease	
93.421	I	18,513	Strengthening Public Health Systems and Services through National Partnerships to Improve and Protect the Nation's Health	20-5354	Child Care Aware of Kansas	
93.421	I	18,429	Strengthening Public Health Systems and Services through National Partnerships to Improve and Protect the Nation's Health	20-5449	Southeast Louisiana Area Health Education	
93.421	I	18,581	Strengthening Public Health Systems and Services through National Partnerships to Improve and Protect the Nation's Health	20-5944	MCD Public Health	

SCHEDULE OF EXPENDITURES OF FEDERAL AWARDS (BY STATE AGENCY)

For the Fiscal Year Ended June 30, 2021

Federal ALN	Direct/ Indirect	Program Expenditures	ALN Program Title	Pass-Through Entity Number	Pass-Through Entity Name	Additional Award Information
93.421	I	8,726	Strengthening Public Health Systems and Services through National Partnerships to Improve and Protect the Nation's Health	21-1564	Supporting Families Together Association	
93.421	I	76,276	Strengthening Public Health Systems and Services through National Partnerships to Improve and Protect the Nation's Health	2152021	National Association of Chronic Disease	
93.421	I	34,054	Strengthening Public Health Systems and Services through National Partnerships to Improve and Protect the Nation's Health	232-1403-2 2552020	National Association of Chronic Disease	
93.421	I	22,621	Strengthening Public Health Systems and Services through National Partnerships to Improve and Protect the Nation's Health	2542020	National Association of Chronic Disease	
93.421	I	68,021	Strengthening Public Health Systems and Services through National Partnerships to Improve and Protect the Nation's Health	33-21-8814	Association of University Centers on Dis	
93.421	I	60,008	Strengthening Public Health Systems and Services through National Partnerships to Improve and Protect the Nation's Health	AWD0000288SUB000001	University of Vermont	
93.421	I	1,197	Strengthening Public Health Systems and Services through National Partnerships to Improve and Protect the Nation's Health	N/A	Association of University Centers on Dis	
93.421	I	15,113	Strengthening Public Health Systems and Services through National Partnerships to Improve and Protect the Nation's Health	N/A	Kids Forward	
93.421	I	12,123	Strengthening Public Health Systems and Services through National Partnerships to Improve and Protect the Nation's Health	N/A	MCD Public Health	
93.421	I	24,511	Strengthening Public Health Systems and Services through National Partnerships to Improve and Protect the Nation's Health	N/A	New Jersey YMCA State Alliance	
93.421	I	29,925	Strengthening Public Health Systems and Services through National Partnerships to Improve and Protect the Nation's Health	N/A	The Nemours Foundation	
93.421	I	58,914	Strengthening Public Health Systems and Services through National Partnerships to Improve and Protect the Nation's Health	PO 3848	Task Force for Global Health	
93.421	I	20,142	Strengthening Public Health Systems and Services through National Partnerships to Improve and Protect the Nation's Health	PO 7223	Council of State and Territorial Epidemi	
93.421	I	11,866	Strengthening Public Health Systems and Services through National Partnerships to Improve and Protect the Nation's Health	PO 7468	Council of State and Territorial Epidemi	
93.421	I	42,371	Strengthening Public Health Systems and Services through National Partnerships to Improve and Protect the Nation's Health	PO 7479	Council of State and Territorial Epidemi	
93.424	I	5,156	NON-ACA/PPHF—Building Capacity of the Public Health System to Improve Population Health through National Nonprofit Organizations	N/A	American Congress of Obstetricians and Gyn	
93.433	D	278,618	ACL National Institute on Disability, Independent Living, and Rehabilitation Research			
93.433	I	804	ACL National Institute on Disability, Independent Living, and Rehabilitation Research	60075591	Ohio State University	
93.433	I	11,477	ACL National Institute on Disability, Independent Living, and Rehabilitation Research	FY2021-006	University Of Kansas	
93.434	I	11,977	Every Student Succeeds Act/Preschool Development Grants	21-1545	Michigan Department of Education	
93.439	I	15,909	State Physical Activity and Nutrition (SPAN)	20-6071	University of Kentucky Research Foundation	
93.439	I	30,641	State Physical Activity and Nutrition (SPAN)	2019-0182	Connecticut Department of Public Health	
93.439	I	17,095	State Physical Activity and Nutrition (SPAN)	21-0300	Illinois Public Health Institute (IPHI)	
93.498	D	4,707,239	COVID-19 - Provider Relief Fund			
93.575	D	16,955	Child Care and Development Block Grant			
93.575	I	15,483	Child Care and Development Block Grant	21-0247	Alabama Partnership for Children	
93.575	I	20,000	Child Care and Development Block Grant	308:20/21-063	North Carolina Partnership for Children	
93.599	I	237,736	Chafee Education and Training Vouchers Program (ETV)	1005709011	Illinois Department of Children and Family	
93.600	I	172,259	Head Start	N/A	Zero to Three	
93.600	I	67,493	Head Start	UNC-01 CHILD-01	Start Early	
93.610	I	(2,850)	Health Care Innovation Awards (HCIA)	N/A	North Carolina Community Care Networks	
93.632	D	570,068	University Centers for Excellence in Developmental Disabilities Education, Research, and Service			
93.658	I	87,470	Foster Care Title IV-E	1005709010	Illinois Department of Children and Family	
93.732	D	1,001,051	Mental and Behavioral Health Education and Training Grants			
93.742	I	9,220	PPHF: Early Childcare and Education Obesity Prevention Program - Obesity Prevention in Young Children - financed solely by Public Prevention and Health Funds	N/A	Alabama Partnership for Children	
93.742	I	13,141	PPHF: Early Childcare and Education Obesity Prevention Program - Obesity Prevention in Young Children - financed solely by Public Prevention and Health Funds	N/A	Early Learning Indiana	
93.742	I	13,574	PPHF: Early Childcare and Education Obesity Prevention Program - Obesity Prevention in Young Children - financed solely by Public Prevention and Health Funds	N/A	Illinois Network of Child Care Resource	
93.742	I	12,099	PPHF: Early Childcare and Education Obesity Prevention Program - Obesity Prevention in Young Children - financed solely by Public Prevention and Health Funds	N/A	Virginia Early Childhood Foundation (VEC)	
93.758	I	10,650	Preventive Health and Health Services Block Grant funded solely with Prevention and Public Health Funds (PPHF)	2018-0005 17DPH0005	Connecticut Department of Public Health	
93.809	I	3,311	National Organizations for Chronic Disease Prevention and Health Promotion	1512019	National Association of Chronic Disease	
93.837	D	27,836,152	Cardiovascular Diseases Research			

SCHEDULE OF EXPENDITURES OF FEDERAL AWARDS (BY STATE AGENCY)

For the Fiscal Year Ended June 30, 2021

Federal ALN	Direct/ Indirect	Program Expenditures	ALN Program Title	Pass-Through Entity Number	Pass-Through Entity Name	Additional Award Information
93.837	I	186,197	Cardiovascular Diseases Research	0001040439	Fred Hutchinson Cancer Research Center	
93.837	I	3,115	Cardiovascular Diseases Research	0001064563	Fred Hutchinson Cancer Research Center	
93.837	I	157,176	Cardiovascular Diseases Research	000503570-008	University of Alabama at Birmingham	
93.837	I	8,103	Cardiovascular Diseases Research	000503570-SC008	University of Alabama at Birmingham	
93.837	I	66,298	Cardiovascular Diseases Research	000511972-SC001	University of Alabama at Birmingham	
93.837	I	28,894	Cardiovascular Diseases Research	01062872	Beth Israel Deaconess Medical Center	
93.837	I	3,790	Cardiovascular Diseases Research	12372SC	University of California at San Francisco	
93.837	I	259,503	Cardiovascular Diseases Research	1558719	University of Colorado at Boulder	
93.837	I	234,127	Cardiovascular Diseases Research	19-0807	250Glycan Therapeutics, Inc.	
93.837	I	29,961	Cardiovascular Diseases Research	19137-1	Baystate Medical Center	
93.837	I	48,652	Cardiovascular Diseases Research	2003634963	Johns Hopkins University	
93.837	I	26,661	Cardiovascular Diseases Research	2004339390	Johns Hopkins University	
93.837	I	919,474	Cardiovascular Diseases Research	2004517091	Johns Hopkins University	
93.837	I	13,768	Cardiovascular Diseases Research	225708	Massachusetts General Hospital	
93.837	I	31,448	Cardiovascular Diseases Research	3001558456	University of Texas MD Anderson Cancer C	
93.837	I	41,922	Cardiovascular Diseases Research	31148A PO 761787	Albert Einstein College of Medicine Inc	
93.837	I	89,467	Cardiovascular Diseases Research	31148A PO 818500	Albert Einstein College of Medicine Inc	
93.837	I	33,394	Cardiovascular Diseases Research	311554	Albert Einstein College of Medicine Inc	
93.837	I	18,880	Cardiovascular Diseases Research	31159A PO 774067	Albert Einstein College of Medicine Inc	
93.837	I	192,600	Cardiovascular Diseases Research	4500003556	Boston University Board of Trustees	
93.837	I	52,248	Cardiovascular Diseases Research	5-312-0217030-65769L	Research Triangle Institute (RTI) Interna	
93.837	I	127,679	Cardiovascular Diseases Research	5001381-Rosamond	Kent Hospital	
93.837	I	142,979	Cardiovascular Diseases Research	601164	Children's Mercy Hospital	
93.837	I	(7,449)	Cardiovascular Diseases Research	710-9144	Miriam Hospital	
93.837	I	(15,659)	Cardiovascular Diseases Research	710-9694	Miriam Hospital	
93.837	I	(4,434)	Cardiovascular Diseases Research	960475RSUB	Children's Hospital of Philadelphia	
93.837	I	8,437	Cardiovascular Diseases Research	A239219	Emory University (EU)	
93.837	I	175,065	Cardiovascular Diseases Research	KIZ2200-07	Northern California Institute for Research	
93.837	I	(195,052)	Cardiovascular Diseases Research	N/A	250Glycan Therapeutics, Inc.	
93.837	I	9,330	Cardiovascular Diseases Research	N/A	Brigham and Women's Hospital	
93.837	I	26,786	Cardiovascular Diseases Research	N/A	Duke University	
93.837	I	58,453	Cardiovascular Diseases Research	N/A	HealthCore, Inc.	
93.837	I	9,602	Cardiovascular Diseases Research	N/A	Yale University	
93.837	I	20,029	Cardiovascular Diseases Research	N004944403	University of Minnesota	
93.837	I	7,827	Cardiovascular Diseases Research	N006522501	University of Minnesota Board of Regents	
93.837	I	17,894	Cardiovascular Diseases Research	OS00000266 SPC-0015	University of Miami	
93.837	I	(66)	Cardiovascular Diseases Research	PO # 001897402	University of Minnesota	
93.837	I	109,076	Cardiovascular Diseases Research	RES515116	Case Western Reserve University	
93.837	I	7,769	Cardiovascular Diseases Research	S00200-01	University of Iowa	
93.837	I	64,011	Cardiovascular Diseases Research	SA0000118	University of Texas at Houston Health	
93.838	D	17,564,416	Lung Diseases Research			
93.838	I	12,282	Lung Diseases Research	10-07742-8060-46	Physical Sciences, Inc.	
93.838	I	995,849	Lung Diseases Research	10454SC	University of California at San Francisco	
93.838	I	23,236	Lung Diseases Research	108792850	University of California at San Diego (U	
93.838	I	19,007	Lung Diseases Research	11663SUB	Seattle Children's Hospital Research Inst	
93.838	I	70,479	Lung Diseases Research	122937	Brigham and Women's Hospital	
93.838	I	190,147	Lung Diseases Research	192243-10	Cornell University Weill Medical College	
93.838	I	45,741	Lung Diseases Research	192243-13	Cornell University Weill Medical College	
93.838	I	9,518	Lung Diseases Research	2(GG015835-01)	Columbia University	
93.838	I	63,485	Lung Diseases Research	2(GG015835-02)	Columbia University	
93.838	I	58,917	Lung Diseases Research	27(GG015997-01)	Columbia University	
93.838	I	4,779	Lung Diseases Research	2831743-240026	Duke University	
93.838	I	89,832	Lung Diseases Research	313-120000-550052	Wake Forest University Health Sciences	
93.838	I	18,234	Lung Diseases Research	4500002806	Boston University Board of Trustees	
93.838	I	135,297	Lung Diseases Research	463942	University of Arizona	
93.838	I	98,205	Lung Diseases Research	464151	University of Arizona	
93.838	I	4,073	Lung Diseases Research	579917/PO#4567327	Trustees of the Univ. of Pennsylvania	
93.838	I	3,626	Lung Diseases Research	63244	Vanderbilt University Medical Center	
93.838	I	(78)	Lung Diseases Research	63246	Vanderbilt University Medical Center	
93.838	I	50,081	Lung Diseases Research	7137305	Rhode Island Hospital	
93.838	I	84,966	Lung Diseases Research	720505	Proteogenomics Research Institute for Sy	
93.838	I	105,650	Lung Diseases Research	A03-2764	Duke University	
93.838	I	93,718	Lung Diseases Research	A03-3919	Duke University	
93.838	I	216,422	Lung Diseases Research	AWD00002557 (134922-	University of Pittsburgh	

SCHEDULE OF EXPENDITURES OF FEDERAL AWARDS (BY STATE AGENCY)

For the Fiscal Year Ended June 30, 2021

Federal ALN	Direct/ Indirect	Program Expenditures	ALN Program Title	Pass-Through Entity Number	Pass-Through Entity Name	Additional Award Information
93.838	I	38,431	Lung Diseases Research	GR108733(CON-8000224	Yale University	
93.838	I	18,458	Lung Diseases Research	GR111727(CON-8000282	Yale University	
93.838	I	7,334	Lung Diseases Research	N/A	University of California at San Francisco	
93.838	I	12,228	Lung Diseases Research	RES512136	Case Western Reserve University	
93.838	I	1,508	Lung Diseases Research	S-ALP1920-CF27	George Washington University	
93.838	I	17,402	Lung Diseases Research	S-ALP2021-CF27	George Washington University	
93.838	I	20,862	Lung Diseases Research	TUL-HSC-558039-20/21	Tulane University	
93.838	I	38,977	Lung Diseases Research	ZAS000D0	University of Kansas Medical Center	
93.839	D	7,188,970	Blood Diseases and Resources Research			
93.839	I	208,379	Blood Diseases and Resources Research	0001028642	Fred Hutchinson Cancer Research Center	
93.839	I	302,452	Blood Diseases and Resources Research	0014251B	University of Texas at Houston Health	
93.839	I	(6,449)	Blood Diseases and Resources Research	0994	Rutgers the State University of New Jersey	
93.839	I	118,505	Blood Diseases and Resources Research	12267SUB	Seattle Children's Hospital Research Inst	
93.839	I	21,843	Blood Diseases and Resources Research	1373-SUB	Cleveland Clinic Foundation	
93.839	I	202	Blood Diseases and Resources Research	1482	Rutgers the State University of New Jersey	
93.839	I	(1)	Blood Diseases and Resources Research	15024	Minneapolis Medical Research Foundation	
93.839	I	160,738	Blood Diseases and Resources Research	2004875918	Johns Hopkins University	
93.839	I	6,640	Blood Diseases and Resources Research	248041	Duke University	
93.839	I	745	Blood Diseases and Resources Research	2831742-240027	Duke University	
93.839	I	4,860	Blood Diseases and Resources Research	33737-3	Augusta University	
93.839	I	139,957	Blood Diseases and Resources Research	401767-5804	Colorado School of Mines	
93.839	I	22,905	Blood Diseases and Resources Research	579830	Trustees of the Univ. of Pennsylvania	
93.839	I	831	Blood Diseases and Resources Research	600720055	Ohio State University	
93.839	I	17,019	Blood Diseases and Resources Research	60078192 RF01612660	Ohio State University	
93.839	I	292,182	Blood Diseases and Resources Research	703999	University of California at San Diego (U)	
93.839	I	103,457	Blood Diseases and Resources Research	8067	Trustees of Indiana University	
93.839	I	3,140	Blood Diseases and Resources Research	CNVA00054669/131801-	University of Pittsburgh	
93.839	I	129,694	Blood Diseases and Resources Research	FY18.878.005	University of Colorado Denver	
93.839	I	49,996	Blood Diseases and Resources Research	GENFD0001899930	Children's Hospital Boston	
93.839	I	54,619	Blood Diseases and Resources Research	N/A	Bedrock Therapeutics	
93.839	I	1,877	Blood Diseases and Resources Research	N/A	Fred Hutchinson Cancer Research Center	
93.839	I	19,495	Blood Diseases and Resources Research	N/A	Haima Therapeutics, Inc.	
93.839	I	(3,960)	Blood Diseases and Resources Research	N/A	New England Research Institutes	
93.839	I	(22,061)	Blood Diseases and Resources Research	N/A	Rutgers the State University of New Jersey	
93.839	I	10,311	Blood Diseases and Resources Research	PO #6159141	Medical College of Wisconsin	
93.839	I	51,521	Blood Diseases and Resources Research	RES514803	Case Western Reserve University	
93.839	I	19,430	Blood Diseases and Resources Research	RES516040	Case Western Reserve University	
93.839	I	13,160	Blood Diseases and Resources Research	SA0000667	University of Texas at Houston Health	
93.839	I	12,557	Blood Diseases and Resources Research	UWSC11681/PO#BPO4611	University of Washington	
93.839	I	62,920	Blood Diseases and Resources Research	UWSC11723 PO 46592	University of Washington	
93.839	I	(7,256)	Blood Diseases and Resources Research	UWSC8675/BPO9467	University of Washington	
93.839	I	15,282	Blood Diseases and Resources Research	WU-15-268	Washington University in Saint Louis	
93.839	I	7,592	Blood Diseases and Resources Research	WU-18-268-MOD-2 2935	Washington University in Saint Louis	
93.840	D	940,498	Translation and Implementation Science Research for Heart, Lung, Blood Diseases, and Sleep Disorders			
93.840	I	12,600	Translation and Implementation Science Research for Heart, Lung, Blood Diseases, and Sleep Disorders	20-2328	University of Malawi College of Medicine	
93.840	I	21,208	Translation and Implementation Science Research for Heart, Lung, Blood Diseases, and Sleep Disorders	20-5287	University of Malawi College of Medicine	
93.840	I	28,022	Translation and Implementation Science Research for Heart, Lung, Blood Diseases, and Sleep Disorders	M163P365F001-S02	Centre for Infectious Disease Research i	
93.846	D	8,745,589	Arthritis, Musculoskeletal and Skin Diseases Research			
93.846	I	(1)	Arthritis, Musculoskeletal and Skin Diseases Research	11-181-UNC-CH	West Virginia University Research Corpor	
93.846	I	1,451	Arthritis, Musculoskeletal and Skin Diseases Research	136308 3100691147	Cincinnati Children's Hospital Medical Ce	
93.846	I	248,858	Arthritis, Musculoskeletal and Skin Diseases Research	16-004	Wake Forest University	
93.846	I	33,569	Arthritis, Musculoskeletal and Skin Diseases Research	20-012	Wake Forest University	
93.846	I	2,547	Arthritis, Musculoskeletal and Skin Diseases Research	2037090	Duke University	
93.846	I	7,103	Arthritis, Musculoskeletal and Skin Diseases Research	34-0411-2003-001	University of Nebraska Medical Center	
93.846	I	160,622	Arthritis, Musculoskeletal and Skin Diseases Research	A03-2173	Duke University	
93.846	I	165	Arthritis, Musculoskeletal and Skin Diseases Research	A030250	Duke University	
93.846	I	(2,428)	Arthritis, Musculoskeletal and Skin Diseases Research	A030251	Duke University	
93.846	I	(1,412)	Arthritis, Musculoskeletal and Skin Diseases Research	A030254	Duke University	
93.846	I	123,298	Arthritis, Musculoskeletal and Skin Diseases Research	K002394-00-S01	Kitware, Inc.	
93.846	I	(10)	Arthritis, Musculoskeletal and Skin Diseases Research	PO #4550753306	Duke University	
93.846	I	4,626	Arthritis, Musculoskeletal and Skin Diseases Research	PS#113296	Brigham and Women's Hospital	

SCHEDULE OF EXPENDITURES OF FEDERAL AWARDS (BY STATE AGENCY)

For the Fiscal Year Ended June 30, 2021

Federal ALN	Direct/ Indirect	Program Expenditures	ALN Program Title	Pass-Through Entity Number	Pass-Through Entity Name	Additional Award Information
93.847	D	23,821,127	Diabetes, Digestive, and Kidney Diseases Extramural Research			
93.847	I	88,975	Diabetes, Digestive, and Kidney Diseases Extramural Research	000522847-SC001-VOR-	University of Alabama at Birmingham	
93.847	I	28,357	Diabetes, Digestive, and Kidney Diseases Extramural Research	0013642C	University of Texas at Houston Health	
93.847	I	26,862	Diabetes, Digestive, and Kidney Diseases Extramural Research	0125 G WC382	University of California at Los Angeles	
93.847	I	21,516	Diabetes, Digestive, and Kidney Diseases Extramural Research	10046979-01	University of Utah	
93.847	I	3,754	Diabetes, Digestive, and Kidney Diseases Extramural Research	101750-119550	Wake Forest University Health Sciences	
93.847	I	62,827	Diabetes, Digestive, and Kidney Diseases Extramural Research	101800-117430	Wake Forest University Health Sciences	
93.847	I	10,724	Diabetes, Digestive, and Kidney Diseases Extramural Research	18-3659/PO#200003955	University of South Carolina (USC)	
93.847	I	2,711	Diabetes, Digestive, and Kidney Diseases Extramural Research	19-2003	Academic Pediatric Association	
93.847	I	46,727	Diabetes, Digestive, and Kidney Diseases Extramural Research	20-0782	Altis Biosystems, Inc. (formerly Altis B	
93.847	I	24,649	Diabetes, Digestive, and Kidney Diseases Extramural Research	2002879987	Johns Hopkins Bloomberg School of Public	
93.847	I	52,241	Diabetes, Digestive, and Kidney Diseases Extramural Research	2301 G XG379	University of California at Los Angeles	
93.847	I	15,509	Diabetes, Digestive, and Kidney Diseases Extramural Research	238171	Massachusetts General Hospital	
93.847	I	104,882	Diabetes, Digestive, and Kidney Diseases Extramural Research	252-100710-553791	Wake Forest University Health Sciences	
93.847	I	30,766	Diabetes, Digestive, and Kidney Diseases Extramural Research	25460-3301820721	Children's Hospital of Philadelphia	
93.847	I	10,129	Diabetes, Digestive, and Kidney Diseases Extramural Research	297-101750-119551	Wake Forest University Health Sciences	
93.847	I	(1)	Diabetes, Digestive, and Kidney Diseases Extramural Research	3003328374	University of Michigan (UMICH)	
93.847	I	67,922	Diabetes, Digestive, and Kidney Diseases Extramural Research	3004212973	University of Michigan (UMICH)	
93.847	I	16,672	Diabetes, Digestive, and Kidney Diseases Extramural Research	319-120370-336731	Wake Forest University Health Sciences	
93.847	I	27,612	Diabetes, Digestive, and Kidney Diseases Extramural Research	32307-54	Augusta University	
93.847	I	18,811	Diabetes, Digestive, and Kidney Diseases Extramural Research	330182	Children's Hospital of Philadelphia	
93.847	I	2,733	Diabetes, Digestive, and Kidney Diseases Extramural Research	3301820720 /20109743	Children's Hospital of Philadelphia	
93.847	I	41,312	Diabetes, Digestive, and Kidney Diseases Extramural Research	378777 5656810	University of Connecticut	
93.847	I	35,340	Diabetes, Digestive, and Kidney Diseases Extramural Research	417495G / UR FAO GR5	University of Rochester	
93.847	I	135,444	Diabetes, Digestive, and Kidney Diseases Extramural Research	428898	University of Connecticut	
93.847	I	21,961	Diabetes, Digestive, and Kidney Diseases Extramural Research	500-101810-113519	Wake Forest University School of Medicine	
93.847	I	855	Diabetes, Digestive, and Kidney Diseases Extramural Research	524-101800-117431	Wake Forest University Health Sciences	
93.847	I	37,566	Diabetes, Digestive, and Kidney Diseases Extramural Research	52801-I/PO#700000093	Baylor College of Medicine	
93.847	I	40,012	Diabetes, Digestive, and Kidney Diseases Extramural Research	54-120370-336730	Wake Forest University Health Sciences	
93.847	I	113,952	Diabetes, Digestive, and Kidney Diseases Extramural Research	579996	Trustees of the Univ. of Pennsylvania	
93.847	I	524	Diabetes, Digestive, and Kidney Diseases Extramural Research	60040977 UNC	Northwestern University	
93.847	I	10,279	Diabetes, Digestive, and Kidney Diseases Extramural Research	637-100100-550024	Wake Forest University Health Sciences	
93.847	I	1,132	Diabetes, Digestive, and Kidney Diseases Extramural Research	700094-0820-00	Nationwide Children's Hospital	
93.847	I	15,175	Diabetes, Digestive, and Kidney Diseases Extramural Research	700094-0821-00 4605	Nationwide Children's Hospital	
93.847	I	23,616	Diabetes, Digestive, and Kidney Diseases Extramural Research	8502-90010-6	Johns Hopkins University	
93.847	I	(54)	Diabetes, Digestive, and Kidney Diseases Extramural Research	A031624	Duke University	
93.847	I	1,928	Diabetes, Digestive, and Kidney Diseases Extramural Research	AWD00000761 (133084-	University of Pittsburgh	
93.847	I	7,933	Diabetes, Digestive, and Kidney Diseases Extramural Research	CKD2019-2	3C Institute for Social Development	
93.847	I	314,841	Diabetes, Digestive, and Kidney Diseases Extramural Research	FAR0027327	North Dakota State University	
93.847	I	35,880	Diabetes, Digestive, and Kidney Diseases Extramural Research	FP00005212_SA001	Virginia Commonwealth University (VCU)	
93.847	I	411,974	Diabetes, Digestive, and Kidney Diseases Extramural Research	FP00007299_SA001	Virginia Commonwealth University (VCU)	
93.847	I	(612)	Diabetes, Digestive, and Kidney Diseases Extramural Research	FP068366-01F	University of Chicago	
93.847	I	77,754	Diabetes, Digestive, and Kidney Diseases Extramural Research	FP068366-01F/5302678	University of Chicago	
93.847	I	54,816	Diabetes, Digestive, and Kidney Diseases Extramural Research	FY20.1035.001	University of Colorado Board of Regents	
93.847	I	78,891	Diabetes, Digestive, and Kidney Diseases Extramural Research	GR102550/SPC-1000003	Ohio State University	
93.847	I	13,114	Diabetes, Digestive, and Kidney Diseases Extramural Research	N/A	3C Institute for Social Development	
93.847	I	97	Diabetes, Digestive, and Kidney Diseases Extramural Research	N/A	Connecticut Children's Medical Center	
93.847	I	(2,193)	Diabetes, Digestive, and Kidney Diseases Extramural Research	N/A	University of South Florida Tampa	
93.847	I	46,789	Diabetes, Digestive, and Kidney Diseases Extramural Research	N006851801	University of Minnesota	
93.847	I	(369)	Diabetes, Digestive, and Kidney Diseases Extramural Research	PA-17-302	Sonovolt, LLC	
93.847	I	4,683	Diabetes, Digestive, and Kidney Diseases Extramural Research	PO#3003642651	University of Michigan (UMICH)	
93.847	I	10,048	Diabetes, Digestive, and Kidney Diseases Extramural Research	PO#3005737317/SUBK00	University of Michigan (UMICH)	
93.847	I	6,746	Diabetes, Digestive, and Kidney Diseases Extramural Research	R-20-0068	University of Houston	
93.847	I	57,410	Diabetes, Digestive, and Kidney Diseases Extramural Research	RC110120 UNC	Michigan State University	
93.847	I	3,477	Diabetes, Digestive, and Kidney Diseases Extramural Research	RES514716	Case Western Reserve University	
93.847	I	218,170	Diabetes, Digestive, and Kidney Diseases Extramural Research	S-GRD1920-LL31	George Washington University	
93.847	I	159,485	Diabetes, Digestive, and Kidney Diseases Extramural Research	UWSC11876 BPO48314	University of Washington	
93.847	I	219,370	Diabetes, Digestive, and Kidney Diseases Extramural Research	UWSC12102 BPO 50344	University of Washington	
93.847	I	17,115	Diabetes, Digestive, and Kidney Diseases Extramural Research	VUMC 62324	Vanderbilt University Medical Center	
93.847	I	45,577	Diabetes, Digestive, and Kidney Diseases Extramural Research	VUMC74446	Vanderbilt University Medical Center	
93.847	I	(40)	Diabetes, Digestive, and Kidney Diseases Extramural Research	WUHS 114580	Wake Forest University Health Sciences	
93.847	I	41,844	Diabetes, Digestive, and Kidney Diseases Extramural Research	WFU-18-312	Washington University in Saint Louis	
93.853	D	11,512,673	Extramural Research Programs in the Neurosciences and Neurological Disorders			
93.853	I	9,495	Extramural Research Programs in the Neurosciences and Neurological Disorders	012043-140257	University of Cincinnati	

SCHEDULE OF EXPENDITURES OF FEDERAL AWARDS (BY STATE AGENCY)

For the Fiscal Year Ended June 30, 2021

Federal ALN	Direct/ Indirect	Program Expenditures	ALN Program Title	Pass-Through Entity Number	Pass-Through Entity Name	Additional Award Information
93.853	I	10,281	Extramural Research Programs in the Neurosciences and Neurological Disorders	012044-140257	University of Cincinnati	
93.853	I	38,239	Extramural Research Programs in the Neurosciences and Neurological Disorders	1(GG10847-01)	Columbia University	
93.853	I	(15,800)	Extramural Research Programs in the Neurosciences and Neurological Disorders	1171-SUB	Cleveland Clinic Foundation	
93.853	I	27,267	Extramural Research Programs in the Neurosciences and Neurological Disorders	123660301/POS9002419	University of California at San Diego (U	
93.853	I	4,481	Extramural Research Programs in the Neurosciences and Neurological Disorders	1275-SUB	Cleveland Clinic Foundation	
93.853	I	62,567	Extramural Research Programs in the Neurosciences and Neurological Disorders	1452-SUB	Cleveland Clinic Foundation	
93.853	I	9,997	Extramural Research Programs in the Neurosciences and Neurological Disorders	20-2704	Cognosci, Inc.	
93.853	I	2,037	Extramural Research Programs in the Neurosciences and Neurological Disorders	20-M56	George Washington University	
93.853	I	17,535	Extramural Research Programs in the Neurosciences and Neurological Disorders	2301 G WE216	University of California at Los Angeles	
93.853	I	59,624	Extramural Research Programs in the Neurosciences and Neurological Disorders	234362	Massachusetts General Hospital	
93.853	I	15,048	Extramural Research Programs in the Neurosciences and Neurological Disorders	29457-1	Augusta State University	
93.853	I	79,263	Extramural Research Programs in the Neurosciences and Neurological Disorders	3(GG015295-01)	Columbia University Trustees	
93.853	I	(1,024)	Extramural Research Programs in the Neurosciences and Neurological Disorders	33880-1	Augusta State University	
93.853	I	3,015	Extramural Research Programs in the Neurosciences and Neurological Disorders	416220	University of Rochester	
93.853	I	1,976	Extramural Research Programs in the Neurosciences and Neurological Disorders	5-27289	Scripps Research Institute	
93.853	I	56,272	Extramural Research Programs in the Neurosciences and Neurological Disorders	9091SC	University of California at San Francisco	
93.853	I	11,628	Extramural Research Programs in the Neurosciences and Neurological Disorders	A03-1446	Duke University	
93.853	I	40,776	Extramural Research Programs in the Neurosciences and Neurological Disorders	A031257	Duke University	
93.853	I	18,160	Extramural Research Programs in the Neurosciences and Neurological Disorders	A032629	Duke University	
93.853	I	28,156	Extramural Research Programs in the Neurosciences and Neurological Disorders	FY20.620.001 2-5-91	University of Colorado Denver	
93.853	I	16,577	Extramural Research Programs in the Neurosciences and Neurological Disorders	GMO 191005 PO 000000	University of Texas Southwestern Medical	
93.853	I	82,071	Extramural Research Programs in the Neurosciences and Neurological Disorders	K002789-00-S02	Kitware, Inc.	
93.853	I	1,476	Extramural Research Programs in the Neurosciences and Neurological Disorders	KK1979	University of California at Santa Barbara	
93.853	I	9,519	Extramural Research Programs in the Neurosciences and Neurological Disorders	N/A	Collaborations Pharmaceuticals, Inc.	
93.853	I	19	Extramural Research Programs in the Neurosciences and Neurological Disorders	N/A	EMMES Corporation	
93.853	I	158,463	Extramural Research Programs in the Neurosciences and Neurological Disorders	N/A	NeuroGT, Inc.	
93.853	I	7,203	Extramural Research Programs in the Neurosciences and Neurological Disorders	PO#L20-4500115130/01	University of Cincinnati	
93.853	I	57,819	Extramural Research Programs in the Neurosciences and Neurological Disorders	RC111156B	Michigan State University	
93.853	I	69,592	Extramural Research Programs in the Neurosciences and Neurological Disorders	SUBK10398CSPR-002	University of Michigan (UMICH)	
93.855	D	59,281,701	Allergy and Infectious Diseases Research			
93.855	I	191,975	Allergy and Infectious Diseases Research	00001053175	Fred Hutchinson Cancer Research Center	
93.855	I	166,166	Allergy and Infectious Diseases Research	00001340	Brown University	
93.855	I	191,333	Allergy and Infectious Diseases Research	00001398	Brown University	
93.855	I	2,880	Allergy and Infectious Diseases Research	00008956	University of California at Berkeley (Ca	
93.855	I	479	Allergy and Infectious Diseases Research	0000951637	Fred Hutchinson Cancer Research Center	
93.855	I	50,013	Allergy and Infectious Diseases Research	0001022298	Fred Hutchinson Cancer Research Center	
93.855	I	28,248	Allergy and Infectious Diseases Research	0001030745	Fred Hutchinson Cancer Research Center	
93.855	I	41,330	Allergy and Infectious Diseases Research	0001033190	Fred Hutchinson Cancer Research Center	
93.855	I	115,089	Allergy and Infectious Diseases Research	0001034315	Fred Hutchinson Cancer Research Center	
93.855	I	759,696	Allergy and Infectious Diseases Research	0001038058	Fred Hutchinson Cancer Research Center	
93.855	I	74,469	Allergy and Infectious Diseases Research	0001041684	Fred Hutchinson Cancer Research Center	
93.855	I	111,105	Allergy and Infectious Diseases Research	00010423	University of California at Berkeley (Ca	
93.855	I	70,102	Allergy and Infectious Diseases Research	0001042325	Fred Hutchinson Cancer Research Center	
93.855	I	214,216	Allergy and Infectious Diseases Research	00010455	University of California at Berkeley (Ca	
93.855	I	77,664	Allergy and Infectious Diseases Research	0001060394	Fred Hutchinson Cancer Research Center	
93.855	I	164,996	Allergy and Infectious Diseases Research	0001062469	Fred Hutchinson Cancer Research Center	
93.855	I	1,381	Allergy and Infectious Diseases Research	0001065127	Fred Hutchinson Cancer Research Center	
93.855	I	1,443	Allergy and Infectious Diseases Research	0001067123	Fred Hutchinson Cancer Research Center	
93.855	I	298,842	Allergy and Infectious Diseases Research	000510836-008	University of Alabama at Birmingham	
93.855	I	59,805	Allergy and Infectious Diseases Research	000520254-SC006	University of Alabama at Birmingham	
93.855	I	183,170	Allergy and Infectious Diseases Research	000520254-006	University of Alabama at Birmingham	
93.855	I	427,304	Allergy and Infectious Diseases Research	000520254-SC002	University of Alabama at Birmingham	
93.855	I	47,999	Allergy and Infectious Diseases Research	0255-A651-4609	Mount Sinai School of Medicine	
93.855	I	58,460	Allergy and Infectious Diseases Research	1-340-0217444-65953L	Research Triangle Institute (RTI Interna	
93.855	I	45,596	Allergy and Infectious Diseases Research	11000624-002	Purdue University	
93.855	I	119,487	Allergy and Infectious Diseases Research	117316-5114521	Harvard University School of Public Heal	
93.855	I	31,792	Allergy and Infectious Diseases Research	12492SUB	Seattle Children's Hospital Research Inst	
93.855	I	186,313	Allergy and Infectious Diseases Research	1560 B WA858	University of California at Los Angeles	
93.855	I	193,858	Allergy and Infectious Diseases Research	1560 B WA900	University of California at Los Angeles	
93.855	I	130,005	Allergy and Infectious Diseases Research	1560 B YB561	University of California at Los Angeles	
93.855	I	335,750	Allergy and Infectious Diseases Research	1560 B YB826	University of California at Los Angeles	
93.855	I	129,135	Allergy and Infectious Diseases Research	1560 G WA853	University of California at Los Angeles	
93.855	I	9,222	Allergy and Infectious Diseases Research	1560 G WB039	University of California at Los Angeles	
93.855	I	2,971	Allergy and Infectious Diseases Research	1560 G WB773	University of California at Los Angeles	

SCHEDULE OF EXPENDITURES OF FEDERAL AWARDS (BY STATE AGENCY)

For the Fiscal Year Ended June 30, 2021

Federal ALN	Direct/ Indirect	Program Expenditures	ALN Program Title	Pass-Through Entity Number	Pass-Through Entity Name	Additional Award Information
93.855	I	1,439	Allergy and Infectious Diseases Research	1560 G WC165	University of California at Los Angeles	
93.855	I	5,950	Allergy and Infectious Diseases Research	1560 G XC633	University of California at Los Angeles	
93.855	I	12,386	Allergy and Infectious Diseases Research	1560 G YA289	University of California at Los Angeles	
93.855	I	13,876	Allergy and Infectious Diseases Research	1560 G YA290	University of California at Los Angeles	
93.855	I	151,397	Allergy and Infectious Diseases Research	1560 G YB302	University of California at Los Angeles	
93.855	I	8,773	Allergy and Infectious Diseases Research	1560 G YB540	University of California at Los Angeles	
93.855	I	98,490	Allergy and Infectious Diseases Research	17-3287/PO2000030946	University of South Carolina (USC)	
93.855	I	29,777	Allergy and Infectious Diseases Research	19-4120	Parion Sciences	
93.855	I	113,588	Allergy and Infectious Diseases Research	19-4287	Luceome Biotechnologies, L.L.C.	
93.855	I	132,230	Allergy and Infectious Diseases Research	19-5722	EcoHealth Alliance	
93.855	I	(2,092)	Allergy and Infectious Diseases Research	194093-5	Cornell University Medical Campus	
93.855	I	18,706	Allergy and Infectious Diseases Research	199-100720-553763	Wake Forest University Health Sciences	
93.855	I	30,607	Allergy and Infectious Diseases Research	1R01AI147731-01A1 (0	University of Texas Rio Grande Valley	
93.855	I	69,470	Allergy and Infectious Diseases Research	1R41AI142847-02	Irex Pharma LLC	
93.855	I	129,167	Allergy and Infectious Diseases Research	20-0702	Luceome Biotechnologies, L.L.C.	
93.855	I	29,449	Allergy and Infectious Diseases Research	20-2619	Mucommune, LLC	
93.855	I	18,740	Allergy and Infectious Diseases Research	20-4903	Mucommune, LLC	
93.855	I	2,489	Allergy and Infectious Diseases Research	2002967331	Johns Hopkins University	
93.855	I	49,298	Allergy and Infectious Diseases Research	2003037086	Johns Hopkins University	
93.855	I	734,713	Allergy and Infectious Diseases Research	2003383922	Johns Hopkins University	
93.855	I	23,439	Allergy and Infectious Diseases Research	2003478036	Johns Hopkins University	
93.855	I	84,606	Allergy and Infectious Diseases Research	2003993693	Johns Hopkins University	
93.855	I	142,424	Allergy and Infectious Diseases Research	2004269187	Johns Hopkins University	
93.855	I	16,880	Allergy and Infectious Diseases Research	2004360886	Johns Hopkins University	
93.855	I	23,612	Allergy and Infectious Diseases Research	2004444725	Johns Hopkins University	
93.855	I	75,339	Allergy and Infectious Diseases Research	2004635016	Johns Hopkins University	
93.855	I	178,574	Allergy and Infectious Diseases Research	2004738349	Johns Hopkins University	
93.855	I	139,146	Allergy and Infectious Diseases Research	2004841029	Johns Hopkins University	
93.855	I	2,321	Allergy and Infectious Diseases Research	2004911372 LDR 18	Johns Hopkins University	
93.855	I	129,366	Allergy and Infectious Diseases Research	203504UNC	University of Notre Dame	
93.855	I	568,931	Allergy and Infectious Diseases Research	203533-05	Cornell University Medical Campus	
93.855	I	40,488	Allergy and Infectious Diseases Research	212094-01	Cornell University Weill Medical College	
93.855	I	190,876	Allergy and Infectious Diseases Research	212094-03	Cornell University Weill Medical College	
93.855	I	31,131	Allergy and Infectious Diseases Research	212094-A	Cornell University Weill Medical College	
93.855	I	22,410	Allergy and Infectious Diseases Research	214163	Cornell University Weill Medical College	
93.855	I	11,718	Allergy and Infectious Diseases Research	235058	Duke University	
93.855	I	10,201	Allergy and Infectious Diseases Research	2501/ PO # 824643	Henry M Jackson Foundation	
93.855	I	(12)	Allergy and Infectious Diseases Research	25284-22-324	Wistar Institute	
93.855	I	18,099	Allergy and Infectious Diseases Research	25285-22-324	Wistar Institute	
93.855	I	101,172	Allergy and Infectious Diseases Research	3004163909	University of Michigan (UMICH)	
93.855	I	20,661	Allergy and Infectious Diseases Research	3021477	Duke University	
93.855	I	5,001	Allergy and Infectious Diseases Research	3021494	Duke University	
93.855	I	5,902	Allergy and Infectious Diseases Research	3021591	Duke University	
93.855	I	171,206	Allergy and Infectious Diseases Research	3021720	Duke University	
93.855	I	22,280	Allergy and Infectious Diseases Research	3021731	Duke University	
93.855	I	20,514	Allergy and Infectious Diseases Research	309363 PO 310067511	Cincinnati Children's Hospital Medical Ce	
93.855	I	27,254	Allergy and Infectious Diseases Research	309363 (CT1) PO 3100	Cincinnati Children's Hospital Medical Ce	
93.855	I	17,367	Allergy and Infectious Diseases Research	309364 (CT2) 310072	Cincinnati Children's Hospital Medical Ce	
93.855	I	8,584	Allergy and Infectious Diseases Research	309364 PO 3100675536	Cincinnati Children's Hospital Medical Ce	
93.855	I	242	Allergy and Infectious Diseases Research	311558 / PO755438	Albert Einstein College of Medicine Inc	
93.855	I	11,855	Allergy and Infectious Diseases Research	31614J/PO 818495	Albert Einstein College of Medicine Inc	
93.855	I	103,502	Allergy and Infectious Diseases Research	33109SUB52706	University of Vermont	
93.855	I	154,972	Allergy and Infectious Diseases Research	3U19AI116484-05S1	Leland Stanford Junior University (LSJU)	
93.855	I	109,072	Allergy and Infectious Diseases Research	4500003386	Boston University Board of Trustees	
93.855	I	(5,036)	Allergy and Infectious Diseases Research	4681 / PO#954750 / 6	Henry M Jackson Foundation	
93.855	I	69,670	Allergy and Infectious Diseases Research	4740 PO966808	Henry M Jackson Foundation	
93.855	I	144,952	Allergy and Infectious Diseases Research	4740/ PO 966808	Henry M Jackson Foundation	
93.855	I	101,107	Allergy and Infectious Diseases Research	4741 PO 971211	Henry M Jackson Foundation	
93.855	I	192,125	Allergy and Infectious Diseases Research	492004	University of Arizona	
93.855	I	182,648	Allergy and Infectious Diseases Research	5-27193	Scripps Research Institute	
93.855	I	8,661	Allergy and Infectious Diseases Research	575196	Trustees of the Univ. of Pennsylvania	
93.855	I	48,298	Allergy and Infectious Diseases Research	5R01AI131688-04	Rockefeller University	
93.855	I	11,579	Allergy and Infectious Diseases Research	60040631 UNC	Northwestern University	
93.855	I	14,003	Allergy and Infectious Diseases Research	7000000953	Baylor University College of Medicine	

SCHEDULE OF EXPENDITURES OF FEDERAL AWARDS (BY STATE AGENCY)

For the Fiscal Year Ended June 30, 2021

Federal ALN	Direct/ Indirect	Program Expenditures	ALN Program Title	Pass-Through Entity Number	Pass-Through Entity Name	Additional Award Information
93.855	I	(8,583)	Allergy and Infectious Diseases Research	700176-0820-00	Research Institute at Nationwide Children	
93.855	I	61,546	Allergy and Infectious Diseases Research	703673	University of California at San Diego (U	
93.855	I	4,283	Allergy and Infectious Diseases Research	7922 (Site 0091)	Duke University	
93.855	I	220,725	Allergy and Infectious Diseases Research	861/0080.0016/PO#US0	Family Health International	
93.855	I	10,555	Allergy and Infectious Diseases Research	94075853	University of California at San Diego (U	
93.855	I	16,121	Allergy and Infectious Diseases Research	956/0080.0145/ GO 00	Family Health International	
93.855	I	80,076	Allergy and Infectious Diseases Research	A03-4301	Duke University	
93.855	I	58,135	Allergy and Infectious Diseases Research	A03-4303	Duke University	
93.855	I	131,005	Allergy and Infectious Diseases Research	A030938	Duke University	
93.855	I	43,453	Allergy and Infectious Diseases Research	A031451	Duke University	
93.855	I	100,141	Allergy and Infectious Diseases Research	A031947	Duke University Medical Center	
93.855	I	4,802	Allergy and Infectious Diseases Research	A032960	Duke University	
93.855	I	106,503	Allergy and Infectious Diseases Research	A032999	Duke University	
93.855	I	30,243	Allergy and Infectious Diseases Research	A033378	Duke University	
93.855	I	175,986	Allergy and Infectious Diseases Research	A033382	Duke University	
93.855	I	544,604	Allergy and Infectious Diseases Research	A033420	Duke University	
93.855	I	52,240	Allergy and Infectious Diseases Research	A033980	Duke University	
93.855	I	36,540	Allergy and Infectious Diseases Research	A034000	Duke University	
93.855	I	91,538	Allergy and Infectious Diseases Research	A364993	Emory University (EU)	
93.855	I	42,907	Allergy and Infectious Diseases Research	A390471	Emory University (EU)	
93.855	I	74,173	Allergy and Infectious Diseases Research	A391801	Emory University (EU)	
93.855	I	15,018	Allergy and Infectious Diseases Research	A425048	Emory University (EU)	
93.855	I	210,150	Allergy and Infectious Diseases Research	A5401 1560 B YB826	University of California at Los Angeles	
93.855	I	93,550	Allergy and Infectious Diseases Research	A5401 30606	University of California at Los Angeles	
93.855	I	5,312	Allergy and Infectious Diseases Research	AWD00002070 (134256-	University of Pittsburgh	
93.855	I	9,803	Allergy and Infectious Diseases Research	CNVA00060724(131270-	University of Pittsburgh	
93.855	I	12	Allergy and Infectious Diseases Research	FY16ITN156	Benaroya Research Institute	
93.855	I	(12)	Allergy and Infectious Diseases Research	FY19ITN334	Benaroya Research Institute	
93.855	I	11,484	Allergy and Infectious Diseases Research	FY20ITN334	Benaroya Research Institute	
93.855	I	1,666	Allergy and Infectious Diseases Research	FY21ITN334	Benaroya Research Institute	
93.855	I	140,311	Allergy and Infectious Diseases Research	FY21ITN452	Benaroya Research Institute	
93.855	I	64,144	Allergy and Infectious Diseases Research	G-45858-05	Colorado State University	
93.855	I	23,248	Allergy and Infectious Diseases Research	G10063-19030 0000237	Hackensack Meridian Health	
93.855	I	19,685	Allergy and Infectious Diseases Research	GR107887 (CON-800020	Yale University	
93.855	I	12,466	Allergy and Infectious Diseases Research	LDR 10 MOD 08 / PO20	Johns Hopkins University	
93.855	I	3,932	Allergy and Infectious Diseases Research	LDR 12 MOD 03	Johns Hopkins University	
93.855	I	1,164	Allergy and Infectious Diseases Research	LDR 15 PO 2004945309	Johns Hopkins University	
93.855	I	18,489	Allergy and Infectious Diseases Research	LDR 17 2004911373	Johns Hopkins University	
93.855	I	26,417	Allergy and Infectious Diseases Research	MUC_008_UNC	Mucommune, LLC	
93.855	I	18,716	Allergy and Infectious Diseases Research	N/A	Benaroya Research Institute	
93.855	I	6,007	Allergy and Infectious Diseases Research	N/A	Cell Microsystems, Inc.	
93.855	I	130,086	Allergy and Infectious Diseases Research	N/A	Eldec Pharmaceuticals, Inc	
93.855	I	172,616	Allergy and Infectious Diseases Research	N/A	EpiCypher, Inc.	
93.855	I	17	Allergy and Infectious Diseases Research	N/A	Institute for Clinical Research	
93.855	I	86,960	Allergy and Infectious Diseases Research	N/A	Johns Hopkins University	
93.855	I	30,042	Allergy and Infectious Diseases Research	N/A	Nabgen, Inc.	
93.855	I	141,653	Allergy and Infectious Diseases Research	N005402801	University of Minnesota	
93.855	I	286,989	Allergy and Infectious Diseases Research	OSP2018037 WA0101572	University of Massachusetts Medical Scho	
93.855	I	18,836	Allergy and Infectious Diseases Research	P1026S/ 2001841904	Johns Hopkins University	
93.855	I	6,954	Allergy and Infectious Diseases Research	PO 15004410	Family Health International	
93.855	I	109,589	Allergy and Infectious Diseases Research	PO 15004411	Family Health International	
93.855	I	17,764	Allergy and Infectious Diseases Research	PO 17004265	Family Health International	
93.855	I	18,585	Allergy and Infectious Diseases Research	PO 18001617	Family Health International	
93.855	I	250,516	Allergy and Infectious Diseases Research	PO 18001926	Family Health International	
93.855	I	14,935	Allergy and Infectious Diseases Research	PO 19000835	Family Health International	
93.855	I	(471)	Allergy and Infectious Diseases Research	PO 20001124 HPTN 09	Family Health International	
93.855	I	276,618	Allergy and Infectious Diseases Research	PO 20002080	Family Health International	
93.855	I	28,922	Allergy and Infectious Diseases Research	PO 20002151	Family Health International	
93.855	I	595,671	Allergy and Infectious Diseases Research	PO 20002506	Family Health International	
93.855	I	1,342,242	Allergy and Infectious Diseases Research	PO 20002747	Family Health International	
93.855	I	213,568	Allergy and Infectious Diseases Research	PO 20002840	Family Health International	
93.855	I	100,129	Allergy and Infectious Diseases Research	PO 20002914	Family Health International	
93.855	I	61,349	Allergy and Infectious Diseases Research	PO 20002961	Family Health International	
93.855	I	6,818	Allergy and Infectious Diseases Research	PO 21000541	Family Health International	

SCHEDULE OF EXPENDITURES OF FEDERAL AWARDS (BY STATE AGENCY)

For the Fiscal Year Ended June 30, 2021

Federal ALN	Direct/ Indirect	Program Expenditures	ALN Program Title	Pass-Through Entity Number	Pass-Through Entity Name	Additional Award Information
93.855	I	15,031	Allergy and Infectious Diseases Research	PO 21000542	Family Health International	
93.855	I	5,190	Allergy and Infectious Diseases Research	PO 824894 / 2502 64	Henry M Jackson Foundation	
93.855	I	1,945	Allergy and Infectious Diseases Research	PO US00243	Family Health International	
93.855	I	157,365	Allergy and Infectious Diseases Research	PO# 2002815334	Johns Hopkins University	
93.855	I	(1,936)	Allergy and Infectious Diseases Research	PO#2001915547	Johns Hopkins University	
93.855	I	(73,052)	Allergy and Infectious Diseases Research	PO#2001935242	Johns Hopkins University	
93.855	I	15,968	Allergy and Infectious Diseases Research	PO#GO00043	Family Health International	
93.855	I	60,202	Allergy and Infectious Diseases Research	PO17000385	Family Health International	
93.855	I	185,828	Allergy and Infectious Diseases Research	PO17001853	Family Health International	
93.855	I	508,258	Allergy and Infectious Diseases Research	PO17001868	Family Health International	
93.855	I	637,769	Allergy and Infectious Diseases Research	PO17002292	Family Health International	
93.855	I	12,278	Allergy and Infectious Diseases Research	PO19000050	Family Health International	
93.855	I	79,532	Allergy and Infectious Diseases Research	PO19000834	Family Health International	
93.855	I	34,977	Allergy and Infectious Diseases Research	PO20002828	Family Health International	
93.855	I	1,072,268	Allergy and Infectious Diseases Research	PO20003130	Family Health International	
93.855	I	293,278	Allergy and Infectious Diseases Research	PO21000539	Family Health International	
93.855	I	23,359	Allergy and Infectious Diseases Research	PO21000540	Family Health International	
93.855	I	28,520	Allergy and Infectious Diseases Research	PO: WA00899630	University of Massachusetts Medical School	
93.855	I	28,364	Allergy and Infectious Diseases Research	PSTO PTCL 19 2004911	Johns Hopkins University	
93.855	I	3,931	Allergy and Infectious Diseases Research	SA0000976	University of Texas at Houston Health	
93.855	I	463,852	Allergy and Infectious Diseases Research	UCHC7-136900650-A1	University of Connecticut Health Center	
93.855	I	4,637	Allergy and Infectious Diseases Research	UCHC7-140275632	University of Connecticut Health Center	
93.855	I	10,671	Allergy and Infectious Diseases Research	UCT31220	University of Cape Town	
93.855	I	110,383	Allergy and Infectious Diseases Research	UWSC11041 / BPO38223	University of Washington	
93.855	I	190,835	Allergy and Infectious Diseases Research	VUMC 41666	Vanderbilt University Medical Center	
93.855	I	52,747	Allergy and Infectious Diseases Research	VUMC 70553	Vanderbilt University Medical Center	
93.855	I	29,305	Allergy and Infectious Diseases Research	VUMC82832	Vanderbilt University	
93.855	I	46,511	Allergy and Infectious Diseases Research	VUMC88435	Vanderbilt University Medical Center	
93.855	I	48,676	Allergy and Infectious Diseases Research	WU-21-206	Washington University in Saint Louis	
93.856	I	151,317	Microbiology and Infectious Diseases Research	1203003	Dana Farber Cancer Institute	
93.859	D	40,602,662	Biomedical Research and Research Training			
93.859	I	87,204	Biomedical Research and Research Training	0001017395	Fred Hutchinson Cancer Research Center	
93.859	I	51,069	Biomedical Research and Research Training	11650sc	University of California at San Francisco	
93.859	I	77,779	Biomedical Research and Research Training	20-4720	Redbud Labs	
93.859	I	167,298	Biomedical Research and Research Training	2004080385	Johns Hopkins University	
93.859	I	19,586	Biomedical Research and Research Training	2005044580	Johns Hopkins University	
93.859	I	19,138	Biomedical Research and Research Training	2017-3475	University of California at Irvine (UCI)	
93.859	I	87,195	Biomedical Research and Research Training	3004653332/PO3005674	University of Michigan (UMICH)	
93.859	I	20,239	Biomedical Research and Research Training	3005704150/PO#300601	University of Michigan (UMICH)	
93.859	I	151,264	Biomedical Research and Research Training	3006158186	University of Michigan (UMICH)	
93.859	I	(1,448)	Biomedical Research and Research Training	575434	Trustees of the Univ. of Pennsylvania	
93.859	I	114,275	Biomedical Research and Research Training	87367-11331	Cornell University	
93.859	I	27,581	Biomedical Research and Research Training	A031199	Duke University	
93.859	I	11,276	Biomedical Research and Research Training	A19-1302-001 (511371	AI Tracking Solutions, Inc.	
93.859	I	30,235	Biomedical Research and Research Training	F0511-01	New York University (NYU)	
93.859	I	459,702	Biomedical Research and Research Training	N/A	250Glycan Therapeutics, Inc.	
93.859	I	151,716	Biomedical Research and Research Training	N/A	Cell Microsystems, Inc.	
93.859	I	26,476	Biomedical Research and Research Training	OSP32239-02 WA01036	University of Massachusetts Medical School	
93.859	I	93,289	Biomedical Research and Research Training	OSP32386-00	University of Massachusetts	
93.859	I	106,425	Biomedical Research and Research Training	RC111979A	Michigan State University	
93.859	I	245,409	Biomedical Research and Research Training	RJ-193-G1/PO-5007401	Georgia Institute of Technology Research	
93.859	I	(43,585)	Biomedical Research and Research Training	UNCRO1GM114015	Pennsylvania State University	
93.859	I	7,625	Biomedical Research and Research Training	VUMC75873	Vanderbilt University Medical Center	
93.865	D	37,312,103	Child Health and Human Development Extramural Research			
93.865	I	204,412	Child Health and Human Development Extramural Research	0557801/PO#11630212-	Boston Medical Center	
93.865	I	54,185	Child Health and Human Development Extramural Research	1-312-0215374-52637L	Research Triangle Institute (RTI Interna	
93.865	I	17,035	Child Health and Human Development Extramural Research	1-312-0216102-65094L	Research Triangle Institute (RTI Interna	
93.865	I	9,728	Child Health and Human Development Extramural Research	1-312-0216826-65503L	Research Triangle Institute (RTI Interna	
93.865	I	20,028	Child Health and Human Development Extramural Research	102469.001.001 / PO1	Family Health International	
93.865	I	3,102	Child Health and Human Development Extramural Research	114205-1585-5106544	Harvard University	
93.865	I	18,203	Child Health and Human Development Extramural Research	136785/PO3100652988	Cincinnati Children's Hospital Medical Ce	
93.865	I	7,081	Child Health and Human Development Extramural Research	17-2667	Affinergy, Inc.	
93.865	I	1,001	Child Health and Human Development Extramural Research	18-2452	Studio Hagler LLC	
93.865	I	118,936	Child Health and Human Development Extramural Research	19-A0-00-1002957	New York University School of Medicine	

SCHEDULE OF EXPENDITURES OF FEDERAL AWARDS (BY STATE AGENCY)

For the Fiscal Year Ended June 30, 2021

Federal ALN	Direct/ Indirect	Program Expenditures	ALN Program Title	Pass-Through Entity Number	Pass-Through Entity Name	Additional Award Information
93.865	I	(4,629)	Child Health and Human Development Extramural Research	1R44HD097063-01	Mucommune, LLC	
93.865	I	207,551	Child Health and Human Development Extramural Research	2-312-0216665-65432L	Research Triangle Institute (RTI Interna	
93.865	I	53,745	Child Health and Human Development Extramural Research	20-3723	Anelleo, Inc.	
93.865	I	(295)	Child Health and Human Development Extramural Research	2000-G-VM484	University of California at Los Angeles	
93.865	I	57,010	Child Health and Human Development Extramural Research	2018-3601	University of California at Irvine (UCI)	
93.865	I	22,018	Child Health and Human Development Extramural Research	21-0177	CiceroDx, Inc.	
93.865	I	204,624	Child Health and Human Development Extramural Research	21612-43392	Saint Louis University	
93.865	I	29,638	Child Health and Human Development Extramural Research	2831952-240023	Duke University	
93.865	I	199,853	Child Health and Human Development Extramural Research	3(GG014633-01)	Columbia University	
93.865	I	102,727	Child Health and Human Development Extramural Research	3021646	Duke University	
93.865	I	31,301	Child Health and Human Development Extramural Research	571036	Trustees of the Univ. of Pennsylvania	
93.865	I	(1,831)	Child Health and Human Development Extramural Research	571036 /PO 3979378	Trustees of the Univ. of Pennsylvania	
93.865	I	34,072	Child Health and Human Development Extramural Research	60075544	Ohio State University	
93.865	I	30,323	Child Health and Human Development Extramural Research	712-7549	Emma Pendleton Bradley Hospital	
93.865	I	99,202	Child Health and Human Development Extramural Research	A031044	Duke University	
93.865	I	266,052	Child Health and Human Development Extramural Research	A031512	Duke University	
93.865	I	6,817	Child Health and Human Development Extramural Research	A033126	Duke University	
93.865	I	17,972	Child Health and Human Development Extramural Research	A033300	Duke University	
93.865	I	22,670	Child Health and Human Development Extramural Research	A034101	Duke University	
93.865	I	2,007	Child Health and Human Development Extramural Research	A034507	Duke University	
93.865	I	4,272	Child Health and Human Development Extramural Research	FP00008136_SA002	Virginia Commonwealth University (VCU)	
93.865	I	18,844	Child Health and Human Development Extramural Research	FP00008924_SA002	Virginia Commonwealth University (VCU)	
93.865	I	58,638	Child Health and Human Development Extramural Research	FY2019-021	University of Kansas Center for Research	
93.865	I	78,618	Child Health and Human Development Extramural Research	FY2021-042	University of Kansas Center for Research	
93.865	I	13,000	Child Health and Human Development Extramural Research	GR101978(CON-8000112	Yale University	
93.865	I	805,841	Child Health and Human Development Extramural Research	N/A	George Washington University	
93.865	I	(11,833)	Child Health and Human Development Extramural Research	N/A	Mucommune, LLC	
93.865	I	89,603	Child Health and Human Development Extramural Research	N/A	Saint Louis University	
93.865	I	44,280	Child Health and Human Development Extramural Research	N006344802	University of Minnesota	
93.865	I	4,628	Child Health and Human Development Extramural Research	OS00000518 SPC-0016	University of Miami	
93.865	I	9,910	Child Health and Human Development Extramural Research	PO 20003103 102634.0	Family Health International	
93.865	I	13,355	Child Health and Human Development Extramural Research	RC106691D	Michigan State University	
93.865	I	24,923	Child Health and Human Development Extramural Research	SC37547-02-05/PO1675	University of Denver	
93.865	I	186,075	Child Health and Human Development Extramural Research	SPC-001338	University of Miami	
93.865	I	11,838	Child Health and Human Development Extramural Research	SPC-1000004321/GR119	Ohio State University	
93.865	I	297,143	Child Health and Human Development Extramural Research	UNC20-315	Oak Crest Institute of Science	
93.865	I	28,736	Child Health and Human Development Extramural Research	WU-19-342-MOD2	Washington University in Saint Louis	
93.865	I	253,054	Child Health and Human Development Extramural Research	WU-19-418	Washington University in Saint Louis	
93.865	I	(631)	Child Health and Human Development Extramural Research	WU-20-314 PO 294120	Washington University in Saint Louis	
93.866	D	14,900,262	Aging Research			
93.866	I	284,369	Aging Research	00001376	Brown University	
93.866	I	146,355	Aging Research	00001499	Brown University	
93.866	I	38,299	Aging Research	00001574	Brown University	
93.866	I	25,594	Aging Research	1(GG015834-02)	Columbia University	
93.866	I	32,953	Aging Research	10.10.91561	Hebrew Rehabilitation Center	
93.866	I	88,940	Aging Research	117381028 / PO# S900	University of California at San Diego (U	
93.866	I	134,713	Aging Research	1559351 1001381571	University of Colorado at Boulder	
93.866	I	117,472	Aging Research	20-M67	George Washington University	
93.866	I	56,158	Aging Research	2003060831	Johns Hopkins University	
93.866	I	54,823	Aging Research	2003160709	Johns Hopkins University	
93.866	I	459,267	Aging Research	2003475848	Johns Hopkins University	
93.866	I	39,984	Aging Research	2004079614	Johns Hopkins University	
93.866	I	7,278	Aging Research	2004808341	Johns Hopkins University	
93.866	I	9,737	Aging Research	245360 7912	Duke University	
93.866	I	42,245	Aging Research	30340SUB53046 / PO17	University of Vermont	
93.866	I	45,437	Aging Research	30917-05467-S01	Syracuse University	
93.866	I	7,420	Aging Research	30917-05467-S04	Syracuse University	
93.866	I	5,264	Aging Research	33211A PO 823551	Albert Einstein College of Medicine Inc	
93.866	I	2,944	Aging Research	5019026-SERV	Tufts-New England Medical Center	
93.866	I	45,048	Aging Research	674K531	University of Wisconsin at Madison	
93.866	I	8,949	Aging Research	8733_UNC	Trustees of Indiana University	
93.866	I	(5)	Aging Research	A03-0612	Duke University	
93.866	I	25,959	Aging Research	A03-3211	Duke University	
93.866	I	37,211	Aging Research	A030931	Duke University	

SCHEDULE OF EXPENDITURES OF FEDERAL AWARDS (BY STATE AGENCY)

For the Fiscal Year Ended June 30, 2021

Federal ALN	Direct/ Indirect	Program Expenditures	ALN Program Title	Pass-Through Entity Number	Pass-Through Entity Name	Additional Award Information
93.866	I	26,542	Aging Research	A032644	Duke University	
93.866	I	48,587	Aging Research	A032814	Duke University	
93.866	I	49,204	Aging Research	A034259	Duke University	
93.866	I	(1)	Aging Research	A12418	Rensselaer Polytechnic Institute (RPI)	
93.866	I	66,366	Aging Research	A18-0168-S001	University of California at Davis (UCD)	
93.866	I	78,904	Aging Research	A21-0041-S001	Rensselaer Polytechnic Institute (RPI)	
93.866	I	353,343	Aging Research	A246253	Emory University (EU)	
93.866	I	32,400	Aging Research	A310515	Emory University (EU)	
93.866	I	1,583,476	Aging Research	A377279	Emory University (EU)	
93.866	I	104,226	Aging Research	AWD062370 SUB0000045	University of Chicago	
93.866	I	16,044	Aging Research	B001018428	University of Massachusetts at Boston	
93.866	I	11,798	Aging Research	CHA-263134	Mayo Clinic in Rochester	
93.866	I	4,092	Aging Research	CHH-263134 PO 67115	Mayo Clinic	
93.866	I	80,452	Aging Research	CHH-263134-01/ 67509	Mayo Clinic	
93.866	I	5,300	Aging Research	CNVA00061817 (131708	University of Pittsburgh	
93.866	I	15,604	Aging Research	GR111287 (CON-800027	Yale University	
93.866	I	(1,227)	Aging Research	N/A	Brigham and Women's Hospital	
93.866	I	266,419	Aging Research	N/A	Cylerus, Inc	
93.866	I	(9,333)	Aging Research	N/A	Mount Sinai School of Medicine	
93.866	I	26,992	Aging Research	PA-17-303	Treadwell Corporation	
93.866	I	326,597	Aging Research	PO S9002633/703061	University of California at San Diego (U	
93.866	I	5,267	Aging Research	R01AG062200-03S1UNC1	Pennington Biomedical Research Center	
93.866	I	(143,262)	Aging Research	RR540-193/4942156	University of Georgia	
93.866	I	16,122	Aging Research	SP11206	University of Mississippi Medical Center	
93.866	I	44,278	Aging Research	STE2196-14	Northern California Institute for Research	
93.866	I	17,705	Aging Research	UTA18-000524	University of Texas at Austin	
93.866	I	15,319	Aging Research	UWSC12782/ PO 56451	University of Washington	
93.866	I	(4,806)	Aging Research	VUMC 38284	Vanderbilt University	
93.866	I	(15,609)	Aging Research	VUMC 38284	Vanderbilt University Medical Center	
93.867	D	2,042,385	Vision Research			
93.867	I	32,341	Vision Research	10048893-01	University of Utah	
93.867	I	25,452	Vision Research	17710	University of Illinois	
93.867	I	(7,018)	Vision Research	17710-00	University of Illinois	
93.867	I	78,721	Vision Research	LUM-1901A	Lumedica, Inc.	
93.867	I	43,729	Vision Research	N/A	Bedrock Therapeutics	
93.867	I	(2,456)	Vision Research	N/A	CMP Tarhelm Partners LLC	
93.867	I	(1,428)	Vision Research	N/A	Jaeb Center for Health Research	
93.877	I	17,238	Autism Collaboration, Accountability, Research, Education, and Support	05-21-8840	Association of University Centers on Dis	
93.879	D	711,212	Medical Library Assistance			
93.884	D	655,412	Grants for Primary Care Training and Enhancement			
93.912	I	6,565	Rural Health Care Services Outreach, Rural Health Network Development and Small Health Care Provider Quality Improvement	G25RH32981	North Carolina Healthcare Quality Allian	
93.918	D	811,944	Grants to Provide Outpatient Early Intervention Services with Respect to HIV Disease			
93.926	D	208,318	Healthy Start Initiative			
93.928	I	9,609	Special Projects of National Significance	309-0100	Duke University	
93.928	I	34,219	Special Projects of National Significance	309-0125	Duke University	
93.939	I	101,206	HIV Prevention Activities Non-Governmental Organization Based	13748	EMMES Corporation	
93.941	I	24,353	HIV Demonstration, Research, Public and Professional Education Projects	A261076	Emory University (EU)	
93.941	I	69,221	HIV Demonstration, Research, Public and Professional Education Projects	A369433	Emory University (EU)	
93.945	D	195,654	Assistance Programs for Chronic Disease Prevention and Control			
93.945	I	23,005	Assistance Programs for Chronic Disease Prevention and Control	0618-076	Alaska Department of Health and Social S	
93.945	I	22,773	Assistance Programs for Chronic Disease Prevention and Control	21-4177	University of South Carolina (USC)	
93.945	I	58,260	Assistance Programs for Chronic Disease Prevention and Control	Subcontract CDC_0002	Crohns and Colitis Foundation of America	
93.969	D	864,339	PPHF Geriatric Education Centers			
93.989	D	2,845,277	International Research and Research Training			
93.989	I	59,384	International Research and Research Training	1670 PO 1399181	Rutgers the State University of New Jersey	
93.989	I	27	International Research and Research Training	5-R25TW008981-02	Stellenbosch University	
93.989	I	9,968	International Research and Research Training	A03-2250	Duke University	
93.989	I	24,861	International Research and Research Training	S005253	Stellenbosch University	
93.RD	D	82,485	U. S. Department of Health and Human Services			A16-0475-001
93.RD	D	119	U. S. Department of Health and Human Services			A17-0509-001
93.RD	D	32,926	U. S. Department of Health and Human Services			A17-0674-001
93.RD	D	35,654	U. S. Department of Health and Human Services			A17-0674-003
93.RD	D	1,430,526	U. S. Department of Health and Human Services			A17-0674-009

SCHEDULE OF EXPENDITURES OF FEDERAL AWARDS (BY STATE AGENCY)

For the Fiscal Year Ended June 30, 2021

Federal ALN	Direct/ Indirect	Program Expenditures	ALN Program Title	Pass-Through Entity Number	Pass-Through Entity Name	Additional Award Information
93.RD	D	1,006,828	U. S. Department of Health and Human Services			A17-0674-011
93.RD	D	591,440	U. S. Department of Health and Human Services			A17-0687-006
93.RD	D	410,817	U. S. Department of Health and Human Services			A17-0687-007
93.RD	D	153,525	U. S. Department of Health and Human Services			A17-1593-001
93.RD	D	217,613	U. S. Department of Health and Human Services			A17-1593-005
93.RD	D	477,964	U. S. Department of Health and Human Services			A17-1593-007
93.RD	D	185,323	U. S. Department of Health and Human Services			A17-1593-008
93.RD	D	225,626	U. S. Department of Health and Human Services			A17-1593-009
93.RD	D	178,596	U. S. Department of Health and Human Services			A17-1593-010
93.RD	D	642	U. S. Department of Health and Human Services			A17-1593-011
93.RD	D	80,240	U. S. Department of Health and Human Services			A18-0398-001
93.RD	D	1	U. S. Department of Health and Human Services			A18-1056-001
93.RD	D	33,952	U. S. Department of Health and Human Services			A18-1056-003
93.RD	D	529,537	U. S. Department of Health and Human Services			A18-1208-001
93.RD	D	47,506	U. S. Department of Health and Human Services			A18-1208-004
93.RD	D	1,294,448	U. S. Department of Health and Human Services			A19-0308-003
93.RD	D	1,967,835	U. S. Department of Health and Human Services			A19-0308-005
93.RD	D	9,570	U. S. Department of Health and Human Services			A19-0408-001
93.RD	D	30,031	U. S. Department of Health and Human Services			A19-0408-002
93.RD	D	39,384	U. S. Department of Health and Human Services			A19-0439-002
93.RD	D	29,864	U. S. Department of Health and Human Services			A19-0439-003
93.RD	D	1,177,443	U. S. Department of Health and Human Services			A19-0561-001
93.RD	D	7,383	U. S. Department of Health and Human Services			A19-0580-001
93.RD	D	290,238	U. S. Department of Health and Human Services			A19-0625-001
93.RD	D	1,902,261	U. S. Department of Health and Human Services			A19-0650-001
93.RD	D	803,234	U. S. Department of Health and Human Services			A19-0650-007
93.RD	D	393,462	U. S. Department of Health and Human Services			A19-0650-009
93.RD	D	263	U. S. Department of Health and Human Services			A19-0982-001
93.RD	D	103,768	U. S. Department of Health and Human Services			A19-0982-002
93.RD	D	109,976	U. S. Department of Health and Human Services			A19-0982-003
93.RD	D	55,809	U. S. Department of Health and Human Services			A19-1377-001
93.RD	D	81,787	U. S. Department of Health and Human Services			A19-1528-001
93.RD	D	823,468	U. S. Department of Health and Human Services			A20-0182-001
93.RD	D	1,426,676	U. S. Department of Health and Human Services			A20-0284-001
93.RD	D	5,027	U. S. Department of Health and Human Services			A20-0366-001
93.RD	D	50,860	U. S. Department of Health and Human Services			A20-0427-001
93.RD	D	7,383	U. S. Department of Health and Human Services			A20-0428-001
93.RD	D	1,489,153	U. S. Department of Health and Human Services			A20-0440-001
93.RD	D	117,949	U. S. Department of Health and Human Services			A20-0440-003
93.RD	D	617,299	U. S. Department of Health and Human Services			A20-0491-001
93.RD	D	106,661	U. S. Department of Health and Human Services			A20-0791-001
93.RD	D	120,009	U. S. Department of Health and Human Services			A20-0791-002
93.RD	D	13,674	U. S. Department of Health and Human Services			A20-1325-001
93.RD	D	355,876	U. S. Department of Health and Human Services			A20-1553-001
93.RD	D	19,846	U. S. Department of Health and Human Services			A21-0156-001
93.RD	D	29,120	U. S. Department of Health and Human Services			A21-0157-001
93.RD	D	34,764	U. S. Department of Health and Human Services			A21-0284-001
93.RD	D	15,028	U. S. Department of Health and Human Services			A21-0313-001
93.RD	D	808	U. S. Department of Health and Human Services			A21-0501-003
93.RD	D	47,759	U. S. Department of Health and Human Services			A21-0839-001
93.RD	I	15,052	U. S. Department of Health and Human Services	000-12-0005	DARTNet Institute	A16-1256-001
93.RD	I	37,528	U. S. Department of Health and Human Services	0000865654	Fred Hutchinson Cancer Research Center	A16-1238-012
93.RD	I	1,542	U. S. Department of Health and Human Services	000524050-T006-005	University of Alabama at Birmingham	A18-1392-001
93.RD	I	10,814	U. S. Department of Health and Human Services	000524050-T009-011	University of Alabama at Birmingham	A17-1321-005
93.RD	I	65,751	U. S. Department of Health and Human Services	1-312-0217706-66149L	Research Triangle Institute (RTI) Interna	A21-0352-001
93.RD	I	39,706	U. S. Department of Health and Human Services	1-340-0216681-65421L	Research Triangle Institute (RTI) Interna	A19-0889-001
93.RD	I	(2)	U. S. Department of Health and Human Services	1001837485	University of Iowa	A17-1577-001
93.RD	I	(892)	U. S. Department of Health and Human Services	11.11.09	DARTNet Institute	A16-1256-003
93.RD	I	9,469	U. S. Department of Health and Human Services	11.11.09	DARTNet Institute	A16-1256-004
93.RD	I	1,345	U. S. Department of Health and Human Services	11.11.09	DARTNet Institute	A16-1256-005
93.RD	I	2,797	U. S. Department of Health and Human Services	16-2910/PO2000005316	University of South Carolina (USC)	A16-1915-001
93.RD	I	271	U. S. Department of Health and Human Services	16-312-0214448-52718	Research Triangle Institute (RTI) Interna	A17-1592-001
93.RD	I	763,276	U. S. Department of Health and Human Services	17-312-0217571-66099	Research Triangle Institute (RTI) Interna	A21-0462-001
93.RD	I	1,554,572	U. S. Department of Health and Human Services	17X011	Leidos Biomedical Research	A17-1423-001

SCHEDULE OF EXPENDITURES OF FEDERAL AWARDS (BY STATE AGENCY)

For the Fiscal Year Ended June 30, 2021

Federal ALN	Direct/ Indirect	Program Expenditures	ALN Program Title	Pass-Through Entity Number	Pass-Through Entity Name	Additional Award Information
93.RD	I	39,094	U. S. Department of Health and Human Services	19-312-0214780-65388	Research Triangle Institute (RTI Interna	A19-0585-001
93.RD	I	162,931	U. S. Department of Health and Human Services	2-312-0216363-65862L	Research Triangle Institute (RTI Interna	A20-1318-001
93.RD	I	106,937	U. S. Department of Health and Human Services	2-312-0216363-65862L	Research Triangle Institute (RTI Interna	A20-1318-002
93.RD	I	167,765	U. S. Department of Health and Human Services	2-312-0217290-66216L	Research Triangle Institute (RTI Interna	A21-0873-001
93.RD	I	34,763	U. S. Department of Health and Human Services	20-312-0214643-65059	Research Triangle Institute (RTI Interna	A18-0619-001
93.RD	I	3,833	U. S. Department of Health and Human Services	2017-PO-DR-001	Information Management Services, Inc.	A17-0125-002
93.RD	I	87,504	U. S. Department of Health and Human Services	2017.707.001UNC	AcademyHealth	A18-0395-004
93.RD	I	156,084	U. S. Department of Health and Human Services	2017.707.001UNC	AcademyHealth	A18-0395-005
93.RD	I	(28,166)	U. S. Department of Health and Human Services	2032614	Duke University	A13-1184-001
93.RD	I	20,672	U. S. Department of Health and Human Services	2038152	Duke University	A16-1108-001
93.RD	I	3,536	U. S. Department of Health and Human Services	210424	Duke University	A17-0735-001
93.RD	I	(366)	U. S. Department of Health and Human Services	218090	Duke University	A17-0734-001
93.RD	I	11,998	U. S. Department of Health and Human Services	218092	Duke University	A17-1711-001
93.RD	I	(750)	U. S. Department of Health and Human Services	226749	Duke University	A18-1627-001
93.RD	I	5,494	U. S. Department of Health and Human Services	23-312-0214643-65236	Research Triangle Institute (RTI Interna	A18-1213-001
93.RD	I	1,260	U. S. Department of Health and Human Services	235432	Duke University	A11-1616-001
93.RD	I	14,224	U. S. Department of Health and Human Services	243698/ 252090	Duke University Clinical Research Instit	A20-0966-001
93.RD	I	8,328	U. S. Department of Health and Human Services	25-312-0214643-65338	Research Triangle Institute (RTI Interna	A19-0420-001
93.RD	I	11,034	U. S. Department of Health and Human Services	250543	Duke University	A20-1309-001
93.RD	I	405,957	U. S. Department of Health and Human Services	27-312-0214643-65684	Research Triangle Institute (RTI Interna	A20-0541-001
93.RD	I	734	U. S. Department of Health and Human Services	28-312-0214643-65688	Research Triangle Institute (RTI Interna	A20-0479-001
93.RD	I	59,726	U. S. Department of Health and Human Services	30029-02-187-367	La Jolla Institute for Allergy and Immun	A20-1046-001
93.RD	I	42,798	U. S. Department of Health and Human Services	30029-02-187-367	La Jolla Institute for Allergy and Immun	A20-1046-002
93.RD	I	30,397	U. S. Department of Health and Human Services	330338	Wake Forest University	A16-1845-007
93.RD	I	190,348	U. S. Department of Health and Human Services	37223.2020.001 FPNT	John Snow, Inc. (JSI)	A19-0318-003
93.RD	I	110,602	U. S. Department of Health and Human Services	3RJJK7	University of New Mexico at Albuquerque	A21-0568-001
93.RD	I	213,725	U. S. Department of Health and Human Services	3RJJK7_1NC	University of New Mexico at Albuquerque	A21-0608-001
93.RD	I	42,695	U. S. Department of Health and Human Services	418-100720-330271	Wake Forest University	A21-0543-001
93.RD	I	133,935	U. S. Department of Health and Human Services	430429	University of Arizona	A17-1737-001
93.RD	I	42,856	U. S. Department of Health and Human Services	50514X06832	Mathematica, Inc	A21-0852-001
93.RD	I	2,107	U. S. Department of Health and Human Services	6-312-0214780-52373L	Research Triangle Institute (RTI Interna	A16-1228-001
93.RD	I	8,363	U. S. Department of Health and Human Services	6473-S07	Westat, Inc.	A19-1646-001
93.RD	I	3,566	U. S. Department of Health and Human Services	66111340819-01	University of Mississippi Medical Center	A19-0375-003
93.RD	I	22,617	U. S. Department of Health and Human Services	66111350819-11	University of Mississippi Medical Center	A19-0598-003
93.RD	I	54,403	U. S. Department of Health and Human Services	6632.01-S02	Westat, Inc.	A19-0974-002
93.RD	I	2,381	U. S. Department of Health and Human Services	7-312-0213618-52523L	Research Triangle Institute (RTI Interna	A16-0775-003
93.RD	I	40,751	U. S. Department of Health and Human Services	710-7147144	Miriam Hospital	A20-1210-001
93.RD	I	34,214	U. S. Department of Health and Human Services	75D30120C07725 Subco	Children's Hospital Boston	A20-1537-001
93.RD	I	58,666	U. S. Department of Health and Human Services	A032030	Duke University	A18-0620-003
93.RD	I	5,597	U. S. Department of Health and Human Services	A032392	Duke University Clinical Research Instit	A20-0894-001
93.RD	I	212,818	U. S. Department of Health and Human Services	A032674	Duke University	A20-0947-001
93.RD	I	48,848	U. S. Department of Health and Human Services	A032756	Duke University	A19-1794-001
93.RD	I	17,994	U. S. Department of Health and Human Services	A034252	Duke University	A18-1631-005
93.RD	I	(3,442)	U. S. Department of Health and Human Services	A56711/29XS126	Leidos Biomedical Research	A11-0308-001
93.RD	I	(1,003)	U. S. Department of Health and Human Services	A56768/29XS126	Leidos Biomedical Research	A11-0312-002
93.RD	I	348,179	U. S. Department of Health and Human Services	EA1151	ECOG-ACRIN Cancer Research Group	A18-0567-001
93.RD	I	25	U. S. Department of Health and Human Services	EA4151	ECOG-ACRIN Cancer Research Group	A18-0655-001
93.RD	I	15,306	U. S. Department of Health and Human Services	GEP/17/04	International Agency for Research on Can	A17-1676-001
93.RD	I	66,267	U. S. Department of Health and Human Services	HHS000738100001	Texas Department of State Health Service	A19-1781-001
93.RD	I	2,438	U. S. Department of Health and Human Services	HHSN-23551801000003I	Duke University Clinical Research Instit	A19-0998-001
93.RD	I	3,340	U. S. Department of Health and Human Services	M114S01F1-NU2GGH0021	Centre for Infectious Disease Research i	A19-1340-002
93.RD	I	101,756	U. S. Department of Health and Human Services	N/A	Alliance NCTN Foundation	A19-1481-001
93.RD	I	42,126	U. S. Department of Health and Human Services	N/A	Alliant Health Solutions (AHS)	A17-1447-005
93.RD	I	1,059	U. S. Department of Health and Human Services	N/A	Baylor University College of Medicine	A22-0041-001
93.RD	I	(48,118)	U. S. Department of Health and Human Services	N/A	Brigham and Women's Hospital	A10-1773-001
93.RD	I	1,555	U. S. Department of Health and Human Services	N/A	CancerVax Corporation	A99-0358-001
93.RD	I	(184)	U. S. Department of Health and Human Services	N/A	CancerVax Corporation	A99-0359-001
93.RD	I	142,306	U. S. Department of Health and Human Services	N/A	Cell Microsystems, Inc.	A18-1480-002
93.RD	I	1,795	U. S. Department of Health and Human Services	N/A	Duke University	A18-1631-003
93.RD	I	13,149	U. S. Department of Health and Human Services	N/A	Duke University	A19-1075-001
93.RD	I	38,064	U. S. Department of Health and Human Services	N/A	Duke University Medical Center	A08-1242-001
93.RD	I	104,593	U. S. Department of Health and Human Services	N/A	Georgia Medical Care Foundation, Inc.	A17-1447-003
93.RD	I	26,301	U. S. Department of Health and Human Services	N/A	Jaeb Center for Health Research Foundation	A20-1413-001
93.RD	I	656,337	U. S. Department of Health and Human Services	N/A	MacroGenics, Inc.	A16-1013-001

SCHEDULE OF EXPENDITURES OF FEDERAL AWARDS (BY STATE AGENCY)

For the Fiscal Year Ended June 30, 2021

Federal ALN	Direct/ Indirect	Program Expenditures	ALN Program Title	Pass-Through Entity Number	Pass-Through Entity Name	Additional Award Information
93.RD	I	(26,120)	U. S. Department of Health and Human Services	N/A	MacroGenics, Inc.	A16-1938-001
93.RD	I	(556)	U. S. Department of Health and Human Services	N/A	National Marrow Donor Program	A19-1564-001
93.RD	I	5,279	U. S. Department of Health and Human Services	N/A	National Marrow Donor Program	A19-1611-001
93.RD	I	13,122	U. S. Department of Health and Human Services	N/A	National Marrow Donor Program	A19-1752-001
93.RD	I	38,986	U. S. Department of Health and Human Services	N/A	National Marrow Donor Program	A20-0535-001
93.RD	I	(199,940)	U. S. Department of Health and Human Services	N/A	Saint Louis University	A03-0674-001
93.RD	I	3,377	U. S. Department of Health and Human Services	N/A	University of California at San Francisco	A10-1742-001
93.RD	I	1,152	U. S. Department of Health and Human Services	N/A	Versiti Wisconsin, Inc. aka Versiti Blood	A21-1067-001
93.RD	I	21,402	U. S. Department of Health and Human Services	PHR-SSS-S-18-005487	Social and Scientific Systems (S3), Inc.	A19-0899-001
93.RD	I	6,259	U. S. Department of Health and Human Services	PO 2016-PO-DR-001	Information Management Services, Inc.	A17-0125-001
93.RD	I	40,274	U. S. Department of Health and Human Services	PO 430429	University of Arizona	A17-1739-001
93.RD	I	36,818	U. S. Department of Health and Human Services	PO15001683	Family Health International	A15-1720-001
93.RD	I	42,464	U. S. Department of Health and Human Services	S-1084-003956-UNC	Applied Research Associates, Inc.	A20-0674-001
93.RD	I	28,744	U. S. Department of Health and Human Services	SP0016040 60053564	Northwestern University	A19-1395-001
93.RD	I	(229)	U. S. Department of Health and Human Services	SP0016040 60053565	Northwestern University	A19-1630-001
93.RD	I	27,844	U. S. Department of Health and Human Services	SP13924-SB1	University of Mississippi Medical Center	A19-0375-005
93.RD	I	127,681	U. S. Department of Health and Human Services	SP13925-SB09	University of Mississippi Medical Center	A19-0598-005
93.RD	I	56,367	U. S. Department of Health and Human Services	SUB00002146	University of Georgia Research Foundation	A20-0645-001
93.RD	I	163,714	U. S. Department of Health and Human Services	SUB00002146	University of Georgia Research Foundation	A20-0645-004
93.RD	I	179,997	U. S. Department of Health and Human Services	Site 131	Duke University	A21-0515-001
93.RD	I	964	U. S. Department of Health and Human Services	THE-269895	Mayo Clinic in Rochester	A21-0256-001
93.RD	I	41,848	U. S. Department of Health and Human Services	UCT00028866	University of Cape Town	A20-1440-001
93.RD	I	372,032	U. S. Department of Health and Human Services	US001-0000796806	Battelle Memorial Institute	A21-0937-001
93.RD	I	37,167	U. S. Department of Health and Human Services	UWSC11953	University of Washington	A20-1495-001
93.RD	I	195,251	U. S. Department of Health and Human Services	V0858A-D	Oregon State University	A20-1080-001
93.RD	I	157,096	U. S. Department of Health and Human Services	VUMC 80674	Vanderbilt University Medical Center	A20-1079-001
93.RD	I	1,934	U. S. Department of Health and Human Services	X17346M/X17346N	Leidos Biomedical Research	A17-1595-001
93.RD	I	37,757	U. S. Department of Health and Human Services	Z110	Zymeron Corporation	A20-0448-001
93.RD	I	30,407	U. S. Department of Health and Human Services	Z114/UNC	Zymeron Corporation	A21-0570-001
96.RD	I	246,936	U. S. Social Security Administration	6464-S-NC01-001	Westat, Inc.	A18-0543-001
97.044	D	(1)	Assistance to Firefighters Grant			
97.061	D	3,687,462	Centers for Homeland Security			
97.RD	D	(462)	U. S. Department of Homeland Security			A15-0466-001
97.RD	D	256,633	U. S. Department of Homeland Security			A17-0419-001
97.RD	D	99,988	U. S. Department of Homeland Security			A17-0419-003
98.001	D	9,173,509	USAID Foreign Assistance for Programs Overseas			
98.001	I	106,938	USAID Foreign Assistance for Programs Overseas	102137.001.004.003.0	Family Health International	
98.001	I	66,128	USAID Foreign Assistance for Programs Overseas	20-4672	Save the Children	
98.001	I	85,458	USAID Foreign Assistance for Programs Overseas	21847	Helen Keller International	
98.001	I	27,524	USAID Foreign Assistance for Programs Overseas	6-330-0216576-65556L	Research Triangle Institute (RTI Interna	
98.001	I	156,567	USAID Foreign Assistance for Programs Overseas	AID.2134-01704575-SU	Program for Appropriate Technology in He	
98.001	I	10,718	USAID Foreign Assistance for Programs Overseas	M143P333S02-01	Centre for Infectious Disease Research i	
98.001	I	38,272	USAID Foreign Assistance for Programs Overseas	MAPS1-20-099	Eastern Virginia Medical School	
98.RD	D	3,895,262	U. S. United States Agency for International Development			A19-0401-001
98.RD	D	9,578,995	U. S. United States Agency for International Development			A19-1439-001
98.RD	I	511,048	U. S. United States Agency for International Development	001/18	Khulisa Management Services	A21-0704-001
98.RD	I	(1)	U. S. United States Agency for International Development	100303/W0936	Family Health International	A14-1557-001
98.RD	I	979,887	U. S. United States Agency for International Development	2000010391	National Academy of Sciences	A19-1129-001
98.RD	I	19,650	U. S. United States Agency for International Development	KHULISA/USAID/SUN-LE	Khulisa Management Services	A19-1660-002
98.RD	I	24,193	U. S. United States Agency for International Development	KHULISA/USAID/SUN-LE	Khulisa Management Services	A19-1660-003
98.RD	I	564	U. S. United States Agency for International Development	KHULISA/USAID/SUN-LE	Khulisa Management Services	A19-1660-004
98.RD	I	125	U. S. United States Agency for International Development	N/A	Right to Care	A17-1436-001
		<u>966,792,842</u>	Total - University of North Carolina at Chapel Hill			

University of North Carolina at Charlotte

10.001	D	15,421	Agricultural Research Basic and Applied Research			
10.310	D	215,125	Agriculture and Food Research Initiative (AFRI)			
10.868	D	5,809	Rural Energy for America Program			
11.468	I	147,207	Applied Meteorological Research	NA19NWS4680003	National Oceanic and Atmospheric Administration	
11.478	D	2,470	Center for Sponsored Coastal Ocean Research Coastal Ocean Program			
11.609	D	28,652	Measurement and Engineering Research and Standards			
11.609	I	73,936	Measurement and Engineering Research and Standards	70NANB16H218	US Department of Commerce	
11.609	I	12,704	Measurement and Engineering Research and Standards	70NANB19H142	US Department of Commerce	
12.002	D	56,172	Procurement Technical Assistance For Business Firms			

SCHEDULE OF EXPENDITURES OF FEDERAL AWARDS (BY STATE AGENCY)

For the Fiscal Year Ended June 30, 2021

Federal ALN	Direct/ Indirect	Program Expenditures	ALN Program Title	Pass-Through Entity Number	Pass-Through Entity Name	Additional Award Information
12.002	I	55	Procurement Technical Assistance For Business Firms	UNC-C 2019-2 (DLA)	Small Business and Technology Development Center	
12.300	D	235,863	Basic and Applied Scientific Research			
12.300	I	53,927	Basic and Applied Scientific Research	2206-202-2023940	Clemson University	
12.300	I	224,506	Basic and Applied Scientific Research	N00014-18-1-2754	Office of Naval Research	
12.300	I	178,042	Basic and Applied Scientific Research	N00014-19-1-2245	Office of Naval Research	
12.300	I	82,431	Basic and Applied Scientific Research	N00014-19-1-2371	Office of Naval Research	
12.300	I	77,498	Basic and Applied Scientific Research	N00173-19-1-G901	Office of Naval Research	
12.420	I	324,234	Military Medical Research and Development	W81XWH1810711	Dept of Defense	
12.431	D	94,626	Basic Scientific Research			
12.431	I	2,230	Basic Scientific Research	W911NF-14-1-0299	Army Research Office	
12.431	I	29,077	Basic Scientific Research	W911NF-16-1-0263	Army Research Office	
12.431	I	75,290	Basic Scientific Research	W911NF-17-1-0437	Army Research Office	
12.431	I	124,935	Basic Scientific Research	W911NF-18-1-0079	Dept of Defense	
12.431	I	196,413	Basic Scientific Research	W911NF1910044	Army Research Office	
12.431	I	104,884	Basic Scientific Research	W911NF1910068	Army Research Office	
12.431	I	31,423	Basic Scientific Research	W911NF1920295	Dept of Defense	
12.598	D	254,467	Centers for Academic Excellence			
12.598	I	34,714	Centers for Academic Excellence	HHM402-19-1-0007	Defense Intelligence Agency	
12.630	D	7,403	Basic, Applied, and Advanced Research in Science and Engineering			
12.630	I	297,824	Basic, Applied, and Advanced Research in Science and Engineering	W911NF-18-1-0089	Dept of Defense	
12.630	I	166,639	Basic, Applied, and Advanced Research in Science and Engineering	W911NF1810449	Army Research Office	
12.630	I	153,066	Basic, Applied, and Advanced Research in Science and Engineering	W911NF1810482	Army Research Office	
12.800	D	6,059	Air Force Defense Research Sciences Program			
12.800	I	655,716	Air Force Defense Research Sciences Program	FA9550-19-1-0149	Air Force Office of Scientific Research	
12.902	D	176,482	Information Security Grants			
12.902	I	8,744	Information Security Grants	H98230-19-1-0298	National Security Agency	
12.905	D	62,540	CyberSecurity Core Curriculum			
12.910	D	10,000	Research and Technology Development			
12.U03	I	42,470	U. S. Department of Defense	2975-2018-0354	Nanohmics, Inc.	SBIR: Phase II - Optical Boundary
12.U04	I	8,131	U. S. Department of Defense	19-12-82709	Research Foundation of SUNY	PANACEA: Social Engineering Attacks
12.U05	I	26,635	U. S. Department of Defense	M67854-17-C-6509	Nanohmics, Inc.	Light Secure, See-Through Display
12.U06	I	42,146	U. S. Department of Defense	US001-0000753894	Battelle Memorial Institute	NC Strategic Partnership
12.U07	I	37,736	U. S. Department of Defense	2975-20-0246	Nanohmics, Inc.	STTR: STTR Phase II: IR Scatter of
12.U08	I	47,709	U. S. Department of Defense	FA9451-17-C-0424 P00003	Rochester Precision Optics, LLC	Fabrication of Fast Axis Collimator
12.U09	I	41,602	U. S. Department of Defense	N0018319P0767	Department of the Navy	Project Title: Improving provider s
12.U10	I	27,013	U. S. Department of Defense	MON001-S-016-06 / PO# 009031	DZYNE Technologies, Inc	Air Force Univ Eng Design Challenge
12.U11	I	582	U. S. Department of Defense	Effective date 1/8/2020	Dept of Defense	Valuing diversity: a group-value ap
12.U12	I	37,364	U. S. Department of Defense	TSI-2640-20-2020968	Triton Systems, Inc.	Real Time Muzzle Velocity Feedback
12.U13	I	83,946	U. S. Department of Defense	S20-1014	MZA Associates Corporation	SBIR: Semi-Analytic Phase II
12.U14	I	5,001	U. S. Department of Defense	Amendment 2 see 530967	Center for Open Science	Replication of "Valsitersitersity:
12.U15	D	2,346	U. S. Department of Defense			Analyze absorbable fluorine content
12.U16	D	70,730	U. S. Department of Defense			Passive Samplers for Per- and Poly
12.U17	D	38,640	U. S. Department of Defense			Real-Time Cyber Security Situationa
12.U18	D	6,221	U. S. Department of Defense			SBIR: Rap[id Spline Scanning System
12.U19	D	7,070	U. S. Department of Defense			Transient E-Field Measurements
12.U20	D	5,334	U. S. Department of Defense			UNCC GenCyber: Promoting GenCyber
12.U21	D	66,844	U. S. Department of Defense			Universal Power Gateway
15.506	I	8,320	Water Desalination Research and Development	R17AC00137	US Department of the Interior, Bureau of Reclamation	
15.904	D	11,916	Historic Preservation Fund Grants-In-Aid			
15.U04	I	51,996	U. S. Department of Interior	2975-19-0098	NuSpot Technologies, LLC	SBIR: Super-resolving Phase Filter
16.560	I	54,573	National Institute of Justice Research, Evaluation, and Development Project Grants	2017-R2-CX-0030	Dept of Justice	
16.830	I	70,961	Girls in the Juvenile Justice System	2016-CV-BX-0001	Dept of Justice	
16.833	I	4,976	National Sexual Assault Kit Initiative	PO#20006513-02	Charlotte Mecklenburg Police Dept	
16.838	I	35,925	Comprehensive Opioid, Stimulant, and Substance Abuse Program	CONTRACT # 34582191	Mecklenburg County	
19.400	D	58,076	Academic Exchange Programs - Graduate Students			
19.U03	I	18	U. S. Department of State	FSC1901_UNCCCH_1.15.19	Institute of International Education Inc	Fulbright U.S. Program PreDeparture
19.U04	D	27,529	U. S. Department of State			AOR 2021 Fulbright PDO East Asia
20.200	I	42,824	Highway Research and Development Program	019859WO1A	Iowa State University	
20.200	I	9,751	Highway Research and Development Program	019859WO2A	Iowa State University	
20.701	I	103,815	University Transportation Centers Program	21-1100-5726-UNCC	San Jose State University Research Foundation	
20.701	I	655,785	University Transportation Centers Program	69A3551747133	US Department of Transportation	
21.019	D	5,089	Coronavirus Relief Fund			
21.U01	D	40,271	U. S. Department of Treasury			WPSP-Business Analysis & Process
21.U02	D	49,000	U. S. Department of Treasury			WPSP-Coding Boot Camp

SCHEDULE OF EXPENDITURES OF FEDERAL AWARDS (BY STATE AGENCY)

For the Fiscal Year Ended June 30, 2021

Federal ALN	Direct/ Indirect	Program Expenditures	ALN Program Title	Pass-Through Entity Number	Pass-Through Entity Name	Additional Award Information
21.U03	D	29,851	U. S. Department of Treasury			WPSP-Cybersecurity Boot Camp
21.U04	D	21,000	U. S. Department of Treasury			WPSP-Data Analytics Boot Camp
21.U05	D	14,000	U. S. Department of Treasury			WPSP-FinTech Boot Camp
21.U06	D	49,422	U. S. Department of Treasury			WPSP-HR Learning & Development
21.U07	D	49,380	U. S. Department of Treasury			WPSP-Management Certificate
21.U08	D	48,020	U. S. Department of Treasury			WPSP-Medical Coding Certificate
21.U09	D	48,675	U. S. Department of Treasury			WPSP-Paralegal Certificate
43.U03	I	4,684	Exploration	NNX16AE53A	National Aeronautics Space Administration	
43.U02	I	50,100	U. S. National Aeronautics and Space Administration	190210-19-02-C1	ARCTOS Technology Solution	Implementation of Fringe Projection
43.U03	I	368	U. S. National Aeronautics and Space Administration	2975-2019-0696	OptiPro Systems LLC	SBIR: Chromatic Interferometric Pro
43.U04	D	30,900	U. S. National Aeronautics and Space Administration			Advance Nanometer CLASS CMM
45.024	D	11,233	Promotion of the Arts Grants to Organizations and Individuals			
47.041	D	645,520	Engineering			
47.041	I	618	Engineering	# 416951G	University of Rochester	
47.041	I	57,728	Engineering	100830-1/PO# 92559	Clarkson University	
47.041	I	63,493	Engineering	1450417	National Science Foundation	
47.041	I	9,918	Engineering	1563224	National Science Foundation	
47.041	I	26,221	Engineering	1610250	National Science Foundation	
47.041	I	126,533	Engineering	1624572	National Science Foundation	
47.041	I	57,858	Engineering	1728554	National Science Foundation	
47.041	I	75,974	Engineering	1762415	National Science Foundation	
47.041	I	60,894	Engineering	1810174	National Science Foundation	
47.041	I	71,569	Engineering	1822026	National Science Foundation	
47.041	I	56,456	Engineering	1839812	National Science Foundation	
47.041	I	92,045	Engineering	1919233	National Science Foundation	
47.041	I	51,475	Engineering	1928813	National Science Foundation	
47.041	I	48,155	Engineering	1929896	National Science Foundation	
47.041	I	8,992	Engineering	1935393	National Science Foundation	
47.041	I	14,114	Engineering	2975-2018-0843	GAMDAN Optics Inc.	
47.041	I	6,251	Engineering	417244G	University of Rochester	
47.041	I	52,482	Engineering	417462/URFAO: GR5106330	University of Rochester	
47.041	I	3,398	Engineering	417463/URFAO: GR510865	University of Rochester	
47.041	I	26,790	Engineering	417464 / URFAO: GR106866	University of Rochester	
47.041	I	52,658	Engineering	417465 / URFAO: GR5106867	University of Rochester	
47.041	I	40,989	Engineering	417592/URFAO: GR510984	University of Rochester	
47.041	I	36,762	Engineering	417593/URFAO: GR510983	University of Rochester	
47.041	I	37,619	Engineering	417688	University of Rochester	
47.041	I	59,949	Engineering	CBET-1933479	National Science Foundation	
47.041	I	230,872	Engineering	EEC-1519160	National Science Foundation	
47.049	D	68,963	Mathematical and Physical Sciences			
47.049	I	12,265	Mathematical and Physical Sciences	1613261	National Science Foundation	
47.049	I	23,845	Mathematical and Physical Sciences	1720245	National Science Foundation	
47.049	I	155,749	Mathematical and Physical Sciences	1800331	National Science Foundation	
47.049	I	34,850	Mathematical and Physical Sciences	1835688	National Science Foundation	
47.049	I	60,115	Mathematical and Physical Sciences	1847144	National Science Foundation	
47.049	I	49,921	Mathematical and Physical Sciences	1847770	National Science Foundation	
47.049	I	33,559	Mathematical and Physical Sciences	1915829	National Science Foundation	
47.049	I	34,187	Mathematical and Physical Sciences	1916170	National Science Foundation	
47.049	I	61,544	Mathematical and Physical Sciences	1955619	National Science Foundation	
47.050	D	47,028	Geosciences			
47.050	I	14,560	Geosciences	1536530	National Science Foundation	
47.050	I	50,875	Geosciences	1744864	National Science Foundation	
47.050	I	70,688	Geosciences	1839148	National Science Foundation	
47.050	I	160,155	Geosciences	1924498	National Science Foundation	
47.070	D	830,121	Computer and Information Science and Engineering			
47.070	I	1,005	Computer and Information Science and Engineering	1566321	National Science Foundation	
47.070	I	128,222	Computer and Information Science and Engineering	1629913	National Science Foundation	
47.070	I	873,117	Computer and Information Science and Engineering	1640818	National Science Foundation	
47.070	I	87,078	Computer and Information Science and Engineering	1718666	National Science Foundation	
47.070	I	173,427	Computer and Information Science and Engineering	1731675	National Science Foundation	
47.070	I	32,020	Computer and Information Science and Engineering	1747785	National Science Foundation	
47.070	I	49,151	Computer and Information Science and Engineering	1755884	National Science Foundation	
47.070	I	16,401	Computer and Information Science and Engineering	1763182	National Science Foundation	
47.070	I	61,825	Computer and Information Science and Engineering	1814068	National Science Foundation	

SCHEDULE OF EXPENDITURES OF FEDERAL AWARDS (BY STATE AGENCY)

For the Fiscal Year Ended June 30, 2021

Federal ALN	Direct/ Indirect	Program Expenditures	ALN Program Title	Pass-Through Entity Number	Pass-Through Entity Name	Additional Award Information
47.070	I	20,845	Computer and Information Science and Engineering	1814420	National Science Foundation	
47.070	I	76,678	Computer and Information Science and Engineering	1820862	National Science Foundation	
47.070	I	289,217	Computer and Information Science and Engineering	1831795	National Science Foundation	
47.070	I	49,559	Computer and Information Science and Engineering	1840080	National Science Foundation	
47.070	I	68,656	Computer and Information Science and Engineering	1852815	National Science Foundation	
47.070	I	86,262	Computer and Information Science and Engineering	1908843	National Science Foundation	
47.070	I	67,944	Computer and Information Science and Engineering	1910696	National Science Foundation	
47.070	I	62,090	Computer and Information Science and Engineering	1910727	National Science Foundation	
47.070	I	105,749	Computer and Information Science and Engineering	1910844	National Science Foundation	
47.070	I	24,374	Computer and Information Science and Engineering	1917537	National Science Foundation	
47.070	I	29,779	Computer and Information Science and Engineering	1924057	National Science Foundation	
47.070	I	55,025	Computer and Information Science and Engineering	1932524	National Science Foundation	
47.070	I	3,652	Computer and Information Science and Engineering	2001580	National Science Foundation	
47.070	I	93,619	Computer and Information Science and Engineering	2015254	National Science Foundation	
47.070	I	76,722	Computer and Information Science and Engineering	CCF-1652442	National Science Foundation	
47.070	I	6,069	Computer and Information Science and Engineering	CNS-1527390	National Science Foundation	
47.070	I	18,246	Computer and Information Science and Engineering	CNS-1757884	National Science Foundation	
47.074	D	274,541	Biological Sciences			
47.074	I	4,760	Biological Sciences	14-2657/PO 2000004359	University of South Carolina	
47.074	I	309,310	Biological Sciences	1564850	National Science Foundation	
47.074	I	105,660	Biological Sciences	1565030	National Science Foundation	
47.074	I	239,769	Biological Sciences	1661332	National Science Foundation	
47.074	I	208,987	Biological Sciences	1818125	National Science Foundation	
47.075	D	209,098	Social, Behavioral, and Economic Sciences			
47.075	I	43,629	Social, Behavioral, and Economic Sciences	1655878	National Science Foundation	
47.075	I	21,448	Social, Behavioral, and Economic Sciences	1759714	National Science Foundation	
47.075	I	7,613	Social, Behavioral, and Economic Sciences	1912898	National Science Foundation	
47.076	D	1,457,098	Education and Human Resources			
47.076	I	16,472	Education and Human Resources	10000803-004	Purdue University	
47.076	I	123,046	Education and Human Resources	1423212	National Science Foundation	
47.076	I	55,100	Education and Human Resources	1625722	National Science Foundation	
47.076	I	207,778	Education and Human Resources	1662364	National Science Foundation	
47.076	I	22,438	Education and Human Resources	1723744	National Science Foundation	
47.076	I	54,258	Education and Human Resources	1726809	National Science Foundation	
47.076	I	177,732	Education and Human Resources	1742397	National Science Foundation	
47.076	I	74,113	Education and Human Resources	1742461	National Science Foundation	
47.076	I	4,123	Education and Human Resources	18-0072	University of Arizona	
47.076	I	108,496	Education and Human Resources	1820582	National Science Foundation	
47.076	I	85,168	Education and Human Resources	1821054	National Science Foundation	
47.076	I	86,848	Education and Human Resources	1834034	National Science Foundation	
47.076	I	94,473	Education and Human Resources	1837240	National Science Foundation	
47.076	I	99,561	Education and Human Resources	1947295	National Science Foundation	
47.076	I	68,613	Education and Human Resources	DRL-1420363	National Science Foundation	
47.076	I	78	Education and Human Resources	DUE-1239935	National Science Foundation	
47.079	I	108	Office of International Science and Engineering	OICE-19-65490-0	U.S. Civilian Research and Development Foundation	
47.083	D	34,110	Integrative Activities			
47.083	I	397,498	Integrative Activities	1937010	National Science Foundation	
47.083	I	326,925	Integrative Activities	1937033	National Science Foundation	
47.U01	I	16,113	U. S. National Science Foundation	417686/URFAO: GR511017	University of Rochester	Freeform Optics Metrology Round
47.U02	I	35,712	U. S. National Science Foundation	417685/URFAO: GR511016	University of Rochester	Freeform Lens Arrays Phase II
59.037	D	391,327	Small Business Development Centers			
59.037	I	385	Small Business Development Centers	UNC-C 2019-1 SBA	Small Business and Technology Development Center	
64.028	D	5,017,487	Post-9/11 Veterans Educational Assistance			
64.U02	D	4,551	U. S. Department of Veterans Affairs			Musculoskeletal Injury, Psychologic
66.516	D	5,395	P3 Award: National Student Design Competition for Sustainability			
66.516	I	8,454	P3 Award: National Student Design Competition for Sustainability	83996101	Environmental Protection Agency	
66.605	D	86,844	Performance Partnership Grants			
81.057	D	136,991	University Coal Research			
81.086	D	219,393	Conservation Research and Development			
81.086	I	253,453	Conservation Research and Development	DE-EE0008472	Dept of Energy	
81.086	I	178,154	Conservation Research and Development	DE-EE0008871	Dept of Energy	
81.087	I	23,395	Renewable Energy Research and Development	100035	Portland State University	
81.087	I	38,361	Renewable Energy Research and Development	100131	Portland State University	
81.087	I	851,573	Renewable Energy Research and Development	DE-EE0008774	Dept of Energy	

SCHEDULE OF EXPENDITURES OF FEDERAL AWARDS (BY STATE AGENCY)

For the Fiscal Year Ended June 30, 2021

Federal ALN	Direct/ Indirect	Program Expenditures	ALN Program Title	Pass-Through Entity Number	Pass-Through Entity Name	Additional Award Information
81.089	D	270,290	Fossil Energy Research and Development			
81.U04	I	64,532	U. S. Department of Energy	309507	Brookhaven Science Associates, LLC	Support for Development of AIERCI
81.U05	D	48,523	U. S. Department of Energy			Building BTM Devices and Support
81.U06	I	70,883	U. S. Department of Energy	390587	Battelle Memorial Institute	Increasing Distribution System
81.U07	D	7,220	U. S. Department of Energy			CAPER - Federal Memberships
81.U08	I	22,847	U. S. Department of Energy	195684	Battelle Energy Alliance LLC	LD RD 18A12-132FP IN FY18
81.U09	D	131,094	U. S. Department of Energy			Intelligent Power Stages
81.U10	I	43,948	U. S. Department of Energy	B632084	Lawrence Livermore Nat'l Lab	Surface Finish Measurement in X-Ray
81.U11	D	56,915	U. S. Department of Energy			Low-Cost, Crack-Tolerant, Screen-Pr
81.U12	I	50,862	U. S. Department of Energy	4000168055	UT-Battelle, LLC	Coordinated Control and Stability
81.U13	D	81,828	U. S. Department of Energy			Non-Contact Dimensional Inspection
81.U14	I	55,107	U. S. Department of Energy	B630948	Lawrence Livermore Nat'l Lab	In-process turning metrology and da
81.U15	D	5,244	U. S. Department of Energy			Radialene Radicals as Tunable Activ
81.U16	I	20,287	U. S. Department of Energy	MOU signed 12/19/2018	Various agencies	CAPER - Federal Memberships
81.U17	D	179,956	U. S. Department of Energy			SAM Task Order GFY21
81.U18	I	173,448	U. S. Department of Energy	Task Order 4300160260	Consolidated Nuclear Security, LLC	CNS Task Order 4300160260
81.U19	D	35,355	U. S. Department of Energy			Surface Finish Measurement in X-Ray
81.U20	I	67,738	U. S. Department of Energy	PO N000340727	Honeywell Federal Manufacturing & Technologies, LLC	Enhanced Optical Measurement Tech
81.U21	I	42,950	U. S. Department of Energy	B639730	Lawrence Livermore Nat'l Lab	CUDA Code Patterns
84.007	D	1,118,797	Federal Supplemental Educational Opportunity Grants			
84.027	D	8,916	Special Education Grants to States			
84.027	I	5,210	Special Education Grants to States	PO114129	Sam Houston State University	
84.033	D	531,856	Federal Work-Study Program			
84.063	D	42,874,274	Federal Pell Grant Program			
84.200	D	220,059	Graduate Assistance in Areas of National Need			
84.268	D	121,506,862	Federal Direct Student Loans			
84.305	I	34,498	Education Research, Development and Dissemination	Agmt dated 02/20/2017	Assoc of Public and Land Grant Universities APLU	
84.324	I	60,467	Research in Special Education	362596	University of Connecticut	
84.324	I	88,923	Research in Special Education	FY2018-077	University of Kansas	
84.324	I	152,304	Research in Special Education	FY2019-001-M1	University of Kansas	
84.324	I	39,773	Research in Special Education	FY2019-013	University of Kansas Center for Research Inc	
84.325	D	575,808	Special Education - Personnel Development to Improve Services and Results for Children with Disabilities			
84.325	I	4,765	Special Education - Personnel Development to Improve Services and Results for Children with Disabilities	H325D140004	Dept of Education	
84.325	I	47,758	Special Education - Personnel Development to Improve Services and Results for Children with Disabilities	H325D170087	Dept of Education	
84.325	I	56,367	Special Education - Personnel Development to Improve Services and Results for Children with Disabilities	H325K140105	Dept of Education	
84.325	I	53,678	Special Education - Personnel Development to Improve Services and Results for Children with Disabilities	H325K170082	Dept of Education	
84.326	D	2,392,039	Special Education Technical Assistance and Dissemination to Improve Services and Results for Children with Disabilities			
84.326	I	215,708	Special Education Technical Assistance and Dissemination to Improve Services and Results for Children with Disabilities	A006557004	University of Minnesota	
84.326	I	275,598	Special Education Technical Assistance and Dissemination to Improve Services and Results for Children with Disabilities	H326E140004	Dept of Education	
84.326	I	258,563	Special Education Technical Assistance and Dissemination to Improve Services and Results for Children with Disabilities	H326M180005	Dept of Education	
84.336	D	332,089	Teacher Quality Partnership Grants			
84.373	I	51,634	Special Education Technical Assistance on State Data Collection	6738-S-008	WESTAT	
84.425C	D	727,808	COVID-19 - Education Stabilization Fund			
84.425E	D	19,820,771	COVID-19 - Education Stabilization Fund			
84.425F	D	53,899,736	COVID-19 - Education Stabilization Fund			
84.425M	D	2,870,222	COVID-19 - Education Stabilization Fund			
84.U04	I	96,253	U. S. Department of Education	04898	American Institutes for Research	NTACT/AIR Collaboration to Improve
93.070	I	1,843	Environmental Public Health and Emergency Response	2020-014	Gaston County Department of Health	
93.113	I	92,547	Environmental Health	2-340-0127136-65711L	RTI International	
93.113	I	26,686	Environmental Health	PO# 1001105196	Regents of University of Colorado	
93.118	I	137,606	Acquired Immunodeficiency Syndrome (AIDS) Activity	38676916	Mecklenburg County	
93.124	D	19,742	Nurse Anesthetist Traineeship			
93.136	I	81,409	Injury Prevention and Control Research and State and Community Based Programs	1K01CE003158-02-00	Center for Prevention Services	
93.155	D	11,949	Rural Health Research Centers			
93.155	I	21,356	Rural Health Research Centers	3210001507-20-253	University of Kentucky Research Foundation	
93.155	I	3,126	Rural Health Research Centers	3210001507-20-254	University of Kentucky Research Foundation	

SCHEDULE OF EXPENDITURES OF FEDERAL AWARDS (BY STATE AGENCY)

For the Fiscal Year Ended June 30, 2021

Federal ALN	Direct/ Indirect	Program Expenditures	ALN Program Title	Pass-Through Entity Number	Pass-Through Entity Name	Additional Award Information
93.172	D	88,807	Human Genome Research			
93.191	D	162,732	Graduate Psychology Education			
93.191	I	140,020	Graduate Psychology Education	1 D40HP33371-01-00	Dept of Health and Human Services	
93.243	D	2,566	Substance Abuse and Mental Health Services Projects of Regional and National Significance			
93.243	I	8,081	Substance Abuse and Mental Health Services Projects of Regional and National Significance	012463-003	University of Cincinnati	
93.243	I	3,791	Substance Abuse and Mental Health Services Projects of Regional and National Significance	20-130-100726-020	Old Dominion University	
93.243	I	111,212	Substance Abuse and Mental Health Services Projects of Regional and National Significance	37205061	Mecklenburg County Health Department	
93.273	D	26,635	Alcohol Research Programs			
93.286	I	36,085	Discovery and Applied Research for Technological Innovations to Improve Human Health	18-0756-001	Ball State University	
93.286	I	84,325	Discovery and Applied Research for Technological Innovations to Improve Human Health	1R15EB028576-01	National Institutes of Health	
93.350	D	93,571	National Center for Advancing Translational Sciences			
93.351	D	50,080	Research Infrastructure Programs			
93.361	D	35,418	Nursing Research			
93.389	I	363,069	National Center for Research Resources	2R01GM103463-06A1	National Institutes of Health	
93.393	D	175,642	Cancer Cause and Prevention Research			
93.393	I	354,437	Cancer Cause and Prevention Research	1U01CA235507-01	National Institutes of Health	
93.393	I	369,586	Cancer Cause and Prevention Research	5R01CA225637-01	National Institutes of Health	
93.395	I	62,981	Cancer Treatment Research	1R15CA238864-01	National Institutes of Health	
93.396	I	46,605	Cancer Biology Research	1R15CA208773-01A1	National Institutes of Health	
93.421	D	23,636	Strengthening Public Health Systems and Services through National Partnerships to Improve and Protect the Nation's Health			
93.433	I	3,547	ACL National Institute on Disability, Independent Living, and Rehabilitation Research	PO# WA00916590	University of Massachusetts	
93.686	D	26,274	Ending the HIV Epidemic: A Plan for America — Ryan White HIV/AIDS Program Parts A and B			
93.732	I	373,670	Mental and Behavioral Health Education and Training Grants	1M01HP313171-01-00	Dept of Health and Human Services	
93.738	I	13,992	PPHF: Racial and Ethnic Approaches to Community Health Program financed solely by Public Prevention and Health Funds	Agreement Dated 05/22/2020	Rosedale Assistance and Opportunities	
93.837	D	4,305	Cardiovascular Diseases Research			
93.837	I	132,101	Cardiovascular Diseases Research	5K01HL140288-02	National Institutes of Health	
93.846	D	102,520	Arthritis, Musculoskeletal and Skin Diseases Research			
93.847	D	4,408	Diabetes, Digestive, and Kidney Diseases Extramural Research			
93.847	I	45,261	Diabetes, Digestive, and Kidney Diseases Extramural Research	VUMC 62470	Vanderbilt University	
93.853	D	62,308	Extramural Research Programs in the Neurosciences and Neurological Disorders			
93.853	I	74,394	Extramural Research Programs in the Neurosciences and Neurological Disorders	2117-209-2013228	Clemson University	
93.855	D	94,588	Allergy and Infectious Diseases Research			
93.855	I	105,851	Allergy and Infectious Diseases Research	1R15AI138002-01	National Institutes of Health	
93.855	I	23,106	Allergy and Infectious Diseases Research	60053372 UNCC	Northwestern University	
93.859	D	292,722	Biomedical Research and Research Training			
93.859	I	28,155	Biomedical Research and Research Training	1F31GM130065-01	National Institutes of Health	
93.859	I	479,942	Biomedical Research and Research Training	1R01GM120487-01A1	National Institutes of Health	
93.859	I	184,104	Biomedical Research and Research Training	1R01GM121927-01	National Institutes of Health	
93.859	I	34,092	Biomedical Research and Research Training	1R15GM120715-01	National Institutes of Health	
93.859	I	112,793	Biomedical Research and Research Training	1R15GM122029-01	National Institutes of Health	
93.859	I	180,872	Biomedical Research and Research Training	1R15GM128066-01	National Institutes of Health	
93.859	I	80,233	Biomedical Research and Research Training	1R15GM128100-01	National Institutes of Health	
93.859	I	80,333	Biomedical Research and Research Training	1R15GM129678-01	National Institutes of Health	
93.859	I	43,584	Biomedical Research and Research Training	1R25GM128571-01	National Institutes of Health	
93.859	I	326,343	Biomedical Research and Research Training	1R35GM133376-01	National Institutes of Health	
93.859	I	3,392	Biomedical Research and Research Training	2018_006	Bowdoin College	
93.859	I	242,453	Biomedical Research and Research Training	R01GM123251	National Institutes of Health	
93.865	D	12,377	Child Health and Human Development Extramural Research			
93.866	D	35,589	Aging Research			
93.866	I	150,431	Aging Research	1R15AG059236-01A	National Institutes of Health	
93.866	I	211,017	Aging Research	4R00AG053412-03	National Institutes of Health	
93.U05	I	125,536	U. S. Department of Health and Human Services	7R01AG049024-07	National Institutes of Health	Cadence Adults Cadence and Intensity

SCHEDULE OF EXPENDITURES OF FEDERAL AWARDS (BY STATE AGENCY)

For the Fiscal Year Ended June 30, 2021

Federal ALN	Direct/ Indirect	Program Expenditures	ALN Program Title	Pass-Through Entity Number	Pass-Through Entity Name	Additional Award Information
97.083	I	8,302	Staffing for Adequate Fire and Emergency Response (SAFER)	Dated 05/06/2020	International Association of Fire Chiefs Inc	
97.104	D	28,741	Homeland Security-related Science, Technology, Engineering and Mathematics (HS STEM) Career Development Program			
		<u>280,992,133</u>	Total - University of North Carolina at Charlotte			
University of North Carolina at Greensboro						
10.025	D	20,443	Plant and Animal Disease, Pest Control, and Animal Care			
10.217	D	128,723	Higher Education - Institution Challenge Grants Program			
10.253	D	7,454	Consumer Data and Nutrition Research			
10.310	D	437,508	Agriculture and Food Research Initiative (AFRI)			
10.310	I	45,071	Agriculture and Food Research Initiative (AFRI)	2027-207-2012546	Clemson University	
10.310	I	26,725	Agriculture and Food Research Initiative (AFRI)	2196-207-2013869	Clemson University	
11.609	D	273,324	Measurement and Engineering Research and Standards			
12.420	D	17,264	Military Medical Research and Development			
12.431	D	5,139	Basic Scientific Research			
12.431	I	31,406	Basic Scientific Research	743751-2	College of William and Mary	
12.560	I	8,381	DOD, NDEP, DOTC-STEM Education Outreach Implementation	13000844-041	Purdue University	
12.630	D	434,875	Basic, Applied, and Advanced Research in Science and Engineering			
12.750	I	137,225	Uniformed Services University Medical Research Projects	5361 PO#998957	Henry M. Jackson Foundation	
12.900	D	17,442	Language Grant Program			
14.218	I	22,742	Community Development Block Grants/Entitlement Grants	RFP2019-005	City of Goldsboro	
14.900	I	2,294	Lead-Based Paint Hazard Control in Privately-Owned Housing	T-14816	City of Greensboro	
15.808	D	33,780	U.S. Geological Survey Research and Data Collection			
15.946	I	6,791	Cultural Resources Management	SALH-09-2020	Association for the Study of African Amer Life & History	
16.582	I	2,500	Crime Victim Assistance/Discretionary Grants	FED AWARD#2018-V3-GX	Justice Research and Statistics Association	
16.609	I	40,261	Project Safe Neighborhoods	2018-GP-BX-0035	North Carolina Gang Investigators	
16.609	I	2,725	Project Safe Neighborhoods	20185-GP-BX-0035	North Carolina Gang Investigators	
16.609	I	5,763	Project Safe Neighborhoods	2019-GP-BX-0043	North Carolina Gang Investigators	
16.609	I	11,625	Project Safe Neighborhoods	205979	North Carolina Gang Investigators	
16.738	I	4,815	Edward Byrne Memorial Justice Assistance Grant Program	2020SPI	City of Winston-Salem	
20.205	I	28,759	Highway Planning and Construction	8699	City of Greensboro	
21.027	I	32,310	CORONAVIRUS STATE AND LOCAL FISCAL RECOVERY FUNDS	205950	Guilford County	
43.007	D	12,149	Space Operations			
45.024	D	11,639	Promotion of the Arts Grants to Organizations and Individuals			
45.024	I	14,577	Promotion of the Arts Grants to Organizations and Individuals	CASE:00026480	National Endowment for the Arts	
45.169	D	121,256	Promotion of the Humanities Office of Digital Humanities			
45.312	D	66,188	National Leadership Grants			
45.312	I	61,039	National Leadership Grants	2020-11	University of Oklahoma	
45.313	D	42,207	Laura Bush 21st Century Librarian Program			
47.041	D	90,980	Engineering			
47.041	I	16,322	Engineering	087442-16573	University of Illinois at Urbana-Champaign	
47.041	I	22,632	Engineering	10000719-080	Purdue University	
47.041	I	25,530	Engineering	8233	Indiana University	
47.041	I	55,111	Engineering	AWD-001459-G2	Georgia Inst of Technology	
47.041	I	134,429	Engineering	RG314-G2	Georgia Tech	
47.049	D	267,133	Mathematical and Physical Sciences			
47.050	D	56,002	Geosciences			
47.070	D	628,333	Computer and Information Science and Engineering			
47.070	I	28,975	Computer and Information Science and Engineering	096085-17569	University of Illinois at Urbana-Champaign	
47.070	I	10,751	Computer and Information Science and Engineering	205982	City of San Jose	
47.074	D	202,253	Biological Sciences			
47.074	I	56,576	Biological Sciences	101519-18256	University of Illinois at Urbana-Champaign	
47.074	I	79,821	Biological Sciences	UTA18-001150	University of Texas at Austin	
47.075	D	136,059	Social, Behavioral, and Economic Sciences			
47.076	D	754,679	Education and Human Resources			
47.076	I	67,491	Education and Human Resources	AWD00000927(012362)	University of Pittsburgh	
47.076	I	20,472	Education and Human Resources	C00056306-1	University of Missouri	
47.076	I	1,184	Education and Human Resources	DRL-1502755	Michigan State University	
47.076	I	97,648	Education and Human Resources	G0104-Y2	The Exploratorium	
47.076	I	7,770	Education and Human Resources	P19-0163_HUTCHINS	American Educational Research Association	
47.076	I	66,441	Education and Human Resources	SUBK00012199	University of Michigan	
47.076	I	75,198	Education and Human Resources	UNCG-10114	Western Michigan University	
47.079	D	18,820	Office of International Science and Engineering			
47.U03	I	3,980	U. S. National Science Foundation	205887	3i Nanotecch, Inc.	Program SBIR NSF-18-593

SCHEDULE OF EXPENDITURES OF FEDERAL AWARDS (BY STATE AGENCY)

For the Fiscal Year Ended June 30, 2021

Federal ALN	Direct/ Indirect	Program Expenditures	ALN Program Title	Pass-Through Entity Number	Pass-Through Entity Name	Additional Award Information
81.049	D	26,516	Office of Science Financial Assistance Program			
84.007	D	1,273,166	Federal Supplemental Educational Opportunity Grants			
84.033	D	354,035	Federal Work-Study Program			
84.038	D	2,105,469	Federal Perkins Loan Program Federal Capital Contributions			
84.042	D	490,104	TRIO Student Support Services			
84.063	D	39,634,456	Federal Pell Grant Program			
84.184	I	114,042	School Safety National Activities (formerly, Safe and Drug-Free Schools and Communities-National Programs)	S18-X190008	Rockingham County Schools	
84.217	D	216,824	TRIO McNair Post-Baccalaureate Achievement			
84.268	D	81,902,371	Federal Direct Student Loans			
84.283	D	2,218,985	Comprehensive Centers			
84.305	D	1,181,893	Education Research, Development and Dissemination			
84.305	I	15,768	Education Research, Development and Dissemination	0467100007	American Institutes for Research	
84.324	I	37,796	Research in Special Education	FY2020-049	University of Kansas	
84.325	D	364,169	Special Education - Personnel Development to Improve Services and Results for Children with Disabilities			
84.325	I	18,303	Special Education - Personnel Development to Improve Services and Results for Children with Disabilities	UNCG 88405 20-21	Salus University	
84.326	I	363,993	Special Education Technical Assistance and Dissemination to Improve Services and Results for Children with Disabilities	A00655703	Regents of the University of Minnesota	
84.336	D	885,980	Teacher Quality Partnership Grants			
84.351	I	343,868	Arts in Education	8-5132-344311-790	Guilford County Schools	
84.365	D	490,282	English Language Acquisition State Grants			
84.379	D	7,536	Teacher Education Assistance for College and Higher Education Grants (TEACH Grants)			
84.411	I	346,332	Education Innovation and Research (formerly Investing in Innovation (i3) Fund)	1516-013-01	Columbus State Community College	
84.411	I	97,225	Education Innovation and Research (formerly Investing in Innovation (i3) Fund)	201910	University of Indianapolis	
84.423	I	53,841	Supporting Effective Educator Development Program	FY2019-054-M2	University of Kansas	
84.423	I	309,859	Supporting Effective Educator Development Program	P0101183/SUB00001559	University of Florida	
84.425E	D	10,471,541	COVID-19 - Education Stabilization Fund			
84.425F	D	11,078,737	COVID-19 - Education Stabilization Fund			
84.425M	D	526,255	COVID-19 - Education Stabilization Fund			
84.U05	D	683	U. S. Department of Education			National Ctr on Homeless Education
84.U06	D	411,437	U. S. Department of Education			Tech Assist Ctr for Ed of Homeless Children
84.U07	D	937,978	U. S. Department of Education			Tech Assist Ctr for Ed of Homeless Children
89.003	D	84,220	National Historical Publications and Records Grants			
93.124	D	42,055	Nurse Anesthetist Traineeship			
93.213	D	252,041	Research and Training in Complementary and Integrative Health			
93.213	I	46,987	Research and Training in Complementary and Integrative Health	132416G004045	Washington State University	
93.213	I	262,372	Research and Training in Complementary and Integrative Health	132416G004257	Washington State University	
93.213	I	129,978	Research and Training in Complementary and Integrative Health	A18-0910-S004	University of California Santa Cruz	
93.213	I	48	Research and Training in Complementary and Integrative Health	BP010966	University of Washington	
93.213	I	81,745	Research and Training in Complementary and Integrative Health	SUBAWARD#132416 G00	Washington State University	
93.242	D	818,993	Mental Health Research Grants			
93.242	I	22,849	Mental Health Research Grants	A26237	Emory University	
93.243	I	1,002	Substance Abuse and Mental Health Services Projects of Regional and National Significance	SAMHSA BCOR 2019-202	Reintegration Support Network	
93.273	D	1,069,729	Alcohol Research Programs			
93.273	I	6,003	Alcohol Research Programs	1-312-0217134-65740L	Research Triangle Institute International	
93.273	I	253,006	Alcohol Research Programs	5304-UNC-DHHS-2931	Pennsylvania State University	
93.279	D	131,323	Drug Abuse and Addiction Research Programs			
93.279	I	49,664	Drug Abuse and Addiction Research Programs	261444	Temple University	
93.279	I	4,024	Drug Abuse and Addiction Research Programs	A031813	Duke University	
93.286	D	45,081	Discovery and Applied Research for Technological Innovations to Improve Human Health			
93.310	D	86,191	Trans-NIH Research Support			
93.361	I	1,217	Nursing Research	205886	Prevention Strategies LLC	
93.361	I	23,381	Nursing Research	SUBAWARD 346-100730	Wake Forest University Health Science	
93.394	D	119,857	Cancer Detection and Diagnosis Research			
93.395	D	157,679	Cancer Treatment Research			
93.395	I	27,825	Cancer Treatment Research	4500002674	Boston University	
93.395	I	271,403	Cancer Treatment Research	P01CA125066	Ohio State University	
93.439	I	5,807	State Physical Activity and Nutrition (SPAN)	205864	NC Breastfeeding Coalition	
93.575	D	2,150	Child Care and Development Block Grant			
93.647	I	83,923	Social Services Research and Demonstration	90PH0028-00	Child Trends	

SCHEDULE OF EXPENDITURES OF FEDERAL AWARDS (BY STATE AGENCY)

For the Fiscal Year Ended June 30, 2021

Federal ALN	Direct/ Indirect	Program Expenditures	ALN Program Title	Pass-Through Entity Number	Pass-Through Entity Name	Additional Award Information
93.732	D	838,157	Mental and Behavioral Health Education and Training Grants			
93.837	D	89,044	Cardiovascular Diseases Research			
93.847	D	532,772	Diabetes, Digestive, and Kidney Diseases Extramural Research			
93.847	I	300,540	Diabetes, Digestive, and Kidney Diseases Extramural Research	FY18.696.002	The Regents of the University of Colorado	
93.853	D	112,155	Extramural Research Programs in the Neurosciences and Neurological Disorders			
93.853	I	53,409	Extramural Research Programs in the Neurosciences and Neurological Disorders	SUBAWARD#237442	Massachusetts General Hospital	
93.855	D	173,415	Allergy and Infectious Diseases Research			
93.855	I	1,564	Allergy and Infectious Diseases Research	FY18.938.001	Univ of Colorado Denver Health Sciences Ctr	
93.855	I	72,492	Allergy and Infectious Diseases Research	FY20.938.003	The Regents of the University of Colorado	
93.855	I	60,838	Allergy and Infectious Diseases Research	UNIV61808	Vanderbilt University	
93.859	D	1,004,406	Biomedical Research and Research Training			
93.859	I	74,155	Biomedical Research and Research Training	2018002-01	Campbell University	
93.859	I	21,462	Biomedical Research and Research Training	G0107-Y2	The Exploratorium	
93.865	D	1,252,991	Child Health and Human Development Extramural Research			
93.865	I	9,569	Child Health and Human Development Extramural Research	20019-6-58223	California State Polytechnic University	
93.865	I	2,052	Child Health and Human Development Extramural Research	205897	Mother's Mild is Best	
93.865	I	5,617	Child Health and Human Development Extramural Research	SUBK00012460	University of Michigan	
93.866	D	855,508	Aging Research			
93.867	I	16,193	Vision Research	AWD00002082	University of Pittsburgh	
93.925	D	337,251	Scholarships for Health Professions Students from Disadvantaged Backgrounds			
93.941	I	41,685	HIV Demonstration, Research, Public and Professional Education Projects	WFUHS 100730-115800	Wake Forest University Health Science	
93.958	I	51,008	Block Grants for Community Mental Health Services	536974	Sandhills Center	
97.010	D	49,414	Citizenship Education and Training			
		<u>171,354,684</u>	Total - University of North Carolina at Greensboro			

University of North Carolina at Pembroke

10.025	D	36,827	Plant and Animal Disease, Pest Control, and Animal Care			
16.525	D	107,924	Grants to Reduce Domestic Violence, Dating Violence, Sexual Assault, and Stalking on Campus			
17.259	D	358,430	WIOA Youth Activities			
47.076	D	143,922	Education and Human Resources			
84.031	D	176,640	Higher Education Institutional Aid			
84.033	D	321,853	Federal Work-Study Program			
84.038	D	584,169	Federal Perkins Loan Program Federal Capital Contributions			
84.042	D	262,551	TRIO Student Support Services			
84.063	D	15,841,582	Federal Pell Grant Program			
84.184	I	5,917	School Safety National Activities (formerly, Safe and Drug-Free Schools and Communities-National Programs)	Work Order # 20-0021	Public Schools Of Robeson County	
84.268	D	41,249,464	Federal Direct Student Loans			
84.299	D	370,813	Indian Education -- Special Programs for Indian Children			
84.299	I	237,806	Indian Education -- Special Programs for Indian Children	20-21FEC	Lumbee Tribe	
84.379	D	63,072	Teacher Education Assistance for College and Higher Education Grants (TEACH Grants)			
84.382	D	331,939	Strengthening Minority-Serving Institutions			
84.425E	D	3,759,730	COVID-19 - Education Stabilization Fund			
84.425L	D	7,102,728	COVID-19 - Education Stabilization Fund			
93.243	D	61,309	Substance Abuse and Mental Health Services Projects of Regional and National Significance			
93.859	D	243,036	Biomedical Research and Research Training			
93.926	D	1,001,000	Healthy Start Initiative			
97.036	D	206,995	Disaster Grants - Public Assistance (Presidentially Declared Disasters)			
		<u>72,467,707</u>	Total - University of North Carolina at Pembroke			

University of North Carolina at Wilmington

11.011	I	6,576	Ocean Exploration	110428 1	Los Angeles County Museum of Natural History Foundation	
11.012	I	325,114	Integrated Ocean Observing System (IOOS)	10OS.16(028)UNCW.LL.OBS.1	SECOORA	
11.021	I	6,823	NOAA Small Business Innovation Research (SBIR) Program	SBIR PROGRAM	Attogene	
11.022	I	16,454	Bipartisan Budget Act of 2018	100S.20(220)UNCW.JL.WEBCOOS.1	SECOORA	
11.417	D	49,751	Sea Grant Support			
11.417	I	3,267	Sea Grant Support	2017-2018-012	University of Puerto Rico	
11.419	I	179	Coastal Zone Management Administration Awards	3004278672	Regents of the University of Michigan	
11.420	D	42,801	Coastal Zone Management Estuarine Research Reserves			
11.432	I	8,961	National Oceanic and Atmospheric Administration (NOAA) Cooperative Institutes	URJ58	Florida Atlantic University	
11.439	D	92,980	Marine Mammal Data Program			

SCHEDULE OF EXPENDITURES OF FEDERAL AWARDS (BY STATE AGENCY)

For the Fiscal Year Ended June 30, 2021

Federal ALN	Direct/ Indirect	Program Expenditures	ALN Program Title	Pass-Through Entity Number	Pass-Through Entity Name	Additional Award Information
11.463	D	54,169	Habitat Conservation			
11.472	I	49,900	Unallied Science Program	SCDNR FY2020-007	SC Dept of Natural Resources	
11.999	D	65,484	Marine Debris Program			
12.300	D	112,278	Basic and Applied Scientific Research			
12.300	I	12,276	Basic and Applied Scientific Research	A21 0686 S001	University of Tennessee	
12.630	D	31,081	Basic, Applied, and Advanced Research in Science and Engineering			
12.800	D	15,279	Air Force Defense Research Sciences Program			
12.902	D	133,704	Information Security Grants			
12.U22	I	14,418	U. S. Department of Defense	SA0000776	San Diego State	Archaeological Research in Willamet
15.423	D	246,786	Bureau of Ocean Energy Management (BOEM) Environmental Studies (ES)			
15.630	D	3,129	Coastal			
15.663	I	37,955	NFWF-USFWS Conservation Partnership	1701.14.046069	National Fish and Wildlife Foundation	
15.678	D	41,010	Cooperative Ecosystem Studies Units			
15.945	D	156,525	Cooperative Research and Training Programs – Resources of the National Park System			
16.585	D	746,695	Drug Court Discretionary Grant Program			
19.408	I	209,906	Academic Exchange Programs - Teachers	FY21-FTEA-UNCW-01292100.39	International Research and Exchanges Board Inc	
19.900	D	19,991	AECEA/ESF PD Programs			
43.001	D	188,499	Science			
45.024	D	6,890	Promotion of the Arts Grants to Organizations and Individuals			
47.041	D	9,101	Engineering			
47.041	I	19,115	Engineering	S 001279	University of California Riverside	
47.049	D	80,069	Mathematical and Physical Sciences			
47.050	D	884,621	Geosciences			
47.050	I	10,530	Geosciences	104030291	University of California at San Diego	
47.074	D	913,833	Biological Sciences			
47.074	I	44,158	Biological Sciences	420-66-08A	Iowa State University	
47.075	D	4,235	Social, Behavioral, and Economic Sciences			
47.075	I	20,110	Social, Behavioral, and Economic Sciences	A17-1027-S001	University of Tennessee	
47.076	D	152,277	Education and Human Resources			
47.076	I	19,368	Education and Human Resources	2143-206-2013438	Clemson University	
64.034	D	29,884	VA Grants for Adaptive Sports Programs for Disabled Veterans and Disabled Members of the Armed Forces			
66.456	I	751	National Estuary Program	S1702	Barnegat Bay Partnership	
66.460	I	34,435	Nonpoint Source Implementation Grants	2020-03-24-001	Cape Fear River Watch	
84.007	D	449,439	Federal Supplemental Educational Opportunity Grants			
84.033	D	641,710	Federal Work-Study Program			
84.038	D	1,753,065	Federal Perkins Loan Program Federal Capital Contributions			
84.063	D	18,571,857	Federal Pell Grant Program			
84.268	D	69,784,278	Federal Direct Student Loans			
84.305	I	7,278	Education Research, Development and Dissemination	343-0812	Duke University	
84.379	D	45,176	Teacher Education Assistance for College and Higher Education Grants (TEACH Grants)			
84.408	D	11,659	Postsecondary Education Scholarships for Veteran's Dependents			
84.425E	D	14,389,210	COVID-19 - Education Stabilization Fund			
84.425F	D	31,489,133	COVID-19 - Education Stabilization Fund			
93.121	I	41,981	Oral Diseases and Disorders Research	2017-3474	University of California	
93.243	I	10,905	Substance Abuse and Mental Health Services Projects of Regional and National Significance	UNC -SAMHSA-02	County of Brunswick	
93.243	I	2,874	Substance Abuse and Mental Health Services Projects of Regional and National Significance	UNC -SAMHSA-03	County of Brunswick	
93.273	D	53,892	Alcohol Research Programs			
93.273	I	35,428	Alcohol Research Programs	125283298 MP/PO S9002478	University of California at San Diego	
93.273	I	25,876	Alcohol Research Programs	A033442	Duke University	
93.279	D	59,800	Drug Abuse and Addiction Research Programs			
93.516	I	22,575	Public Health Training Centers Program	A338529	Emory University	
93.847	D	52,410	Diabetes, Digestive, and Kidney Diseases Extramural Research			
93.855	I	5,670	Allergy and Infectious Diseases Research	A18-0078-S001	The Board of Trustees of Illinois State	
93.859	D	76,910	Biomedical Research and Research Training			
93.866	D	77,358	Aging Research			
		<u>142,529,852</u>	Total - University of North Carolina at Wilmington			

University of North Carolina School of the Arts

23.011	D	5,000	Appalachian Research, Technical Assistance, and Demonstration Projects
59.037	D	13,000	Small Business Development Centers

SCHEDULE OF EXPENDITURES OF FEDERAL AWARDS (BY STATE AGENCY)

For the Fiscal Year Ended June 30, 2021

Federal ALN	Direct/ Indirect	Program Expenditures	ALN Program Title	Pass-Through Entity Number	Pass-Through Entity Name	Additional Award Information
84.007	D	58,688	Federal Supplemental Educational Opportunity Grants			
84.033	D	31,681	Federal Work-Study Program			
84.063	D	1,099,769	Federal Pell Grant Program			
84.268	D	6,966,022	Federal Direct Student Loans			
84.425E	D	442,165	COVID-19 - Education Stabilization Fund			
84.425F	D	776,755	COVID-19 - Education Stabilization Fund			
		<u>9,393,080</u>	Total - University of North Carolina School of the Arts			
<u>Western Carolina University</u>						
10.351	D	4,944	Rural Business Development Grant			
10.435	D	85,473	State Mediation Grants			
10.652	D	19,761	Forestry Research			
10.699	D	127,611	Partnership Agreements			
11.303	D	117,033	Economic Development Technical Assistance			
11.303	I	27,133	Economic Development Technical Assistance	N/A	Mountain Bizworks	
15.657	D	105,649	Endangered Species Recovery Implementation			
15.939	I	780	Heritage Partnership	N/A	Blue Ridge National Heritage Area, Inc.	
15.945	D	184,363	Cooperative Research and Training Programs – Resources of the National Park System			
45.024	D	2,450	Promotion of the Arts Grants to Organizations and Individuals			
47.049	I	3,371	Mathematical and Physical Sciences	OXY-CURM0039	Occidental College	
47.050	D	46,953	Geosciences			
47.074	D	184,357	Biological Sciences			
47.074	I	60	Biological Sciences	FP0000649-SA002	Virginia Commonwealth University	
47.076	D	71,934	Education and Human Resources			
77.008	D	164,392	U.S. Nuclear Regulatory Commission Scholarship and Fellowship Program			
84.007	D	596,492	Federal Supplemental Educational Opportunity Grants			
84.010	D	607	Title I Grants to Local Educational Agencies			
84.027	D	9,017	Special Education Grants to States			
84.033	D	523,831	Federal Work-Study Program			
84.038	D	3,580,622	Federal Perkins Loan Program Federal Capital Contributions			
84.044	D	408,667	TRIO Talent Search			
84.063	D	17,208,031	Federal Pell Grant Program			
84.268	D	49,290,644	Federal Direct Student Loans			
84.325	D	578,098	Special Education - Personnel Development to Improve Services and Results for Children with Disabilities			
84.335	D	126,716	Child Care Access Means Parents in School			
84.367	D	3,000	Supporting Effective Instruction State Grants (formerly Improving Teacher Quality State Grants)			
84.379	D	26,369	Teacher Education Assistance for College and Higher Education Grants (TEACH Grants)			
84.408	D	6	Postsecondary Education Scholarships for Veteran's Dependents			
84.424	D	6,200	Student Support and Academic Enrichment Program			
84.425D	D	1,889	COVID-19 - Education Stabilization Fund			
84.425E	D	5,507,707	COVID-19 - Education Stabilization Fund			
84.425F	D	100,000	COVID-19 - Education Stabilization Fund			
84.425M	D	1,058,347	COVID-19 - Education Stabilization Fund			
93.124	D	28,752	Nurse Anesthetist Traineeship			
93.247	D	2,523	Advanced Nursing Education Workforce Grant Program			
93.307	I	23,337	Minority Health and Health Disparities Research	127687 G003655	USDHHS via Washington State University	
93.323	I	26,300	Epidemiology and Laboratory Capacity for Infectious Diseases (ELC)	4189	USDHHS	
93.359	D	777,691	Nurse Education, Practice Quality and Retention Grants			
93.361	D	26,661	Nursing Research			
93.732	D	663,152	Mental and Behavioral Health Education and Training Grants			
93.847	I	24,565	Diabetes, Digestive, and Kidney Diseases Extramural Research	FY21.001.023_AMD6	USDHHS via University of Colorado	
		<u>81,745,488</u>	Total - Western Carolina University			
<u>Winston-Salem State University</u>						
10.559	D	20,436	Summer Food Service Program for Children			
12.900	D	29,229	Language Grant Program			
17.287	D	172,267	Job Corps Experimental Projects and Technical Assistance			
20.205	D	19,666	Highway Planning and Construction			
47.041	D	54,227	Engineering			
47.049	D	165,694	Mathematical and Physical Sciences			
47.070	D	57,025	Computer and Information Science and Engineering			

SCHEDULE OF EXPENDITURES OF FEDERAL AWARDS (BY STATE AGENCY)

For the Fiscal Year Ended June 30, 2021

Federal ALN	Direct/ Indirect	Program Expenditures	ALN Program Title	Pass-Through Entity Number	Pass-Through Entity Name	Additional Award Information
47.070	I	2,050	Computer and Information Science and Engineering	SUB00002419	University of Florida	
47.075	D	175,943	Social, Behavioral, and Economic Sciences			
47.076	D	983,092	Education and Human Resources			
47.076	I	23,594	Education and Human Resources	24436-01	Spellman College	
59.037	I	270,767	Small Business Development Centers	BPM 2020-2	Small Business Technology Center	
59.037	I	80,791	Small Business Development Centers	BPM 2021-1	Small Business Technology Center	
84.007	D	855,013	Federal Supplemental Educational Opportunity Grants			
84.031	D	4,295,029	Higher Education Institutional Aid			
84.033	D	363,685	Federal Work-Study Program			
84.038	D	809,427	Federal Perkins Loan Program Federal Capital Contributions			
84.042	D	111,277	TRIO Student Support Services			
84.063	D	15,943,162	Federal Pell Grant Program			
84.129	D	510,955	Rehabilitation Long-Term Training			
84.268	D	33,171,629	Federal Direct Student Loans			
84.382	D	388,436	Strengthening Minority-Serving Institutions			
84.425C	D	288,991	COVID-19 - Education Stabilization Fund			
84.425E	D	3,058,992	COVID-19 - Education Stabilization Fund			
84.425J	D	9,771,608	COVID-19 - Education Stabilization Fund			
90.500	D	116,355	International Broadcasting Independent Grantee Organizations			
93.307	D	40,283	Minority Health and Health Disparities Research			
93.350	I	2,788	National Center for Advancing Translational Sciences	A20-0022	Wake Forest	
93.364	D	4,988	Nursing Student Loans			
93.761	D	27,487	Evidence-Based Falls Prevention Programs Financed Solely by Prevention and Public Health Funds (PPHF)			
93.779	D	3,186	Centers for Medicare and Medicaid Services (CMS) Research, Demonstrations and Evaluations			
93.829	D	42,736	Section 223 Demonstration Programs to Improve Community Mental Health Services			
93.847	I	38,721	Diabetes, Digestive, and Kidney Diseases Extramural Research	100710-118241	Wake Forest	
93.847	I	1,014	Diabetes, Digestive, and Kidney Diseases Extramural Research	100710-118261	Wake Forest	
93.859	D	218,922	Biomedical Research and Research Training			
93.866	I	28,675	Aging Research	180-101090-55034	Wake Forest	
93.866	I	60,542	Aging Research	213-101720-441400	Wake Forest	
93.866	I	32,332	Aging Research	246-100730-550064	Wake Forest	
93.925	D	1,012,114	Scholarships for Health Professions Students from Disadvantaged Backgrounds			
99.U02	D	60,586	Miscellaneous			Program Year 2021
		<u>73,313,714</u>	Total - Winston-Salem State University			

University of North Carolina Health Care System - UNC Hospitals

93.498	D	40,682,698	COVID-19 - Provider Relief Fund			
		<u>40,682,698</u>	Total - University of North Carolina Health Care System - UNC Hospitals			
		<u>3,086,947,168</u>	Total - University of North Carolina System			

Community Colleges:**Alamance Community College**

47.049	D	90,968	Mathematical and Physical Sciences			
84.007	D	67,605	Federal Supplemental Educational Opportunity Grants			
84.031	D	2,347,123	Higher Education Institutional Aid			
84.033	D	103,804	Federal Work-Study Program			
84.042	D	141,738	TRIO Student Support Services			
84.063	D	5,164,211	Federal Pell Grant Program			
84.425E	D	1,666,770	COVID-19 - Education Stabilization Fund			
84.425M	D	117,401	COVID-19 - Education Stabilization Fund			
		<u>9,699,620</u>	Total - Alamance Community College			

Asheville-Buncombe Technical Community College

17.258	D	116,948	WIOA Adult Program			
17.278	D	116,824	WIOA Dislocated Worker Formula Grants			
47.076	D	47,036	Education and Human Resources			
84.007	D	175,812	Federal Supplemental Educational Opportunity Grants			
84.033	D	99,837	Federal Work-Study Program			
84.063	D	7,361,563	Federal Pell Grant Program			
84.268	D	3,355,170	Federal Direct Student Loans			
84.425E	D	1,845,730	COVID-19 - Education Stabilization Fund			

SCHEDULE OF EXPENDITURES OF FEDERAL AWARDS (BY STATE AGENCY)

For the Fiscal Year Ended June 30, 2021

Federal ALN	Direct/ Indirect	Program Expenditures	ALN Program Title	Pass-Through Entity Number	Pass-Through Entity Name	Additional Award Information
84.425F	D	3,755,031	COVID-19 - Education Stabilization Fund			
84.425M	D	260,854	COVID-19 - Education Stabilization Fund			
		<u>17,134,805</u>	Total - Asheville-Buncombe Technical Community College			
<u>Beaufort County Community College</u>						
84.007	D	34,295	Federal Supplemental Educational Opportunity Grants			
84.033	D	30,186	Federal Work-Study Program			
84.042	D	349,728	TRIO Student Support Services			
84.063	D	1,902,502	Federal Pell Grant Program			
84.425C	D	123,750	COVID-19 - Education Stabilization Fund			
84.425E	D	656,709	COVID-19 - Education Stabilization Fund			
		<u>3,097,170</u>	Total - Beaufort County Community College			
<u>Bladen Community College</u>						
17.258	D	135,252	WIOA Adult Program			
17.259	D	94,423	WIOA Youth Activities			
17.278	D	95,025	WIOA Dislocated Worker Formula Grants			
84.007	D	76,469	Federal Supplemental Educational Opportunity Grants			
84.033	D	58,109	Federal Work-Study Program			
84.063	D	2,343,701	Federal Pell Grant Program			
84.425E	D	402,400	COVID-19 - Education Stabilization Fund			
84.425F	D	430,980	COVID-19 - Education Stabilization Fund			
84.425L	D	97,480	COVID-19 - Education Stabilization Fund			
		<u>3,733,839</u>	Total - Bladen Community College			
<u>Blue Ridge Community College</u>						
17.258	D	108,075	WIOA Adult Program			
17.278	D	119,638	WIOA Dislocated Worker Formula Grants			
17.285	D	58,548	Apprenticeship USA Grants			
23.001	D	162,600	Appalachian Regional Development (See individual Appalachian Programs)			
45.310	D	9,774	Grants to States			
64.028	D	61,901	Post-9/11 Veterans Educational Assistance			
84.007	D	60,745	Federal Supplemental Educational Opportunity Grants			
84.033	D	31,283	Federal Work-Study Program			
84.063	D	2,706,273	Federal Pell Grant Program			
84.268	D	1,623,597	Federal Direct Student Loans			
84.425E	D	280,300	COVID-19 - Education Stabilization Fund			
84.425F	D	1,814,529	COVID-19 - Education Stabilization Fund			
93.142	D	1,876	NIEHS Hazardous Waste Worker Health and Safety Training			
97.036	D	3,657	Disaster Grants - Public Assistance (Presidentially Declared Disasters)			
		<u>7,042,796</u>	Total - Blue Ridge Community College			
<u>Brunswick Community College</u>						
84.007	D	102,709	Federal Supplemental Educational Opportunity Grants			
84.063	D	2,019,509	Federal Pell Grant Program			
84.425E	D	748,246	COVID-19 - Education Stabilization Fund			
84.425F	D	285,516	COVID-19 - Education Stabilization Fund			
		<u>3,155,980</u>	Total - Brunswick Community College			
<u>Caldwell Community College and Technical Institute</u>						
84.007	D	123,917	Federal Supplemental Educational Opportunity Grants			
84.033	D	16,942	Federal Work-Study Program			
84.042	D	318,856	TRIO Student Support Services			
84.063	D	4,926,159	Federal Pell Grant Program			
84.425E	D	416,800	COVID-19 - Education Stabilization Fund			
84.425F	D	935,523	COVID-19 - Education Stabilization Fund			
		<u>6,738,197</u>	Total - Caldwell Community College and Technical Institute			
<u>Cape Fear Community College</u>						
11.300	D	64,020	Investments for Public Works and Economic Development Facilities			
45.310	D	1,119	Grants to States			
47.076	D	67,427	Education and Human Resources			
84.007	D	219,051	Federal Supplemental Educational Opportunity Grants			

SCHEDULE OF EXPENDITURES OF FEDERAL AWARDS (BY STATE AGENCY)

For the Fiscal Year Ended June 30, 2021

Federal ALN	Direct/ Indirect	Program Expenditures	ALN Program Title	Pass-Through Entity Number	Pass-Through Entity Name	Additional Award Information
84.031	D	432,477	Higher Education Institutional Aid			
84.033	D	107,408	Federal Work-Study Program			
84.063	D	12,745,312	Federal Pell Grant Program			
84.268	D	4,870,601	Federal Direct Student Loans			
84.425E	D	3,616,450	COVID-19 - Education Stabilization Fund			
84.425F	D	3,094,755	COVID-19 - Education Stabilization Fund			
84.425M	D	633,847	COVID-19 - Education Stabilization Fund			
		<u>25,852,467</u>	Total - Cape Fear Community College			
Carteret Community College						
10.310	D	4,500	Agriculture and Food Research Initiative (AFRI)			
10.855	D	749,850	Distance Learning and Telemedicine Loans and Grants			
17.258	I	187,839	WIOA Adult Program	4020	ECWDB	
17.258	I	6,596	WIOA Adult Program	4050FLG	ECWDB	
17.259	I	79,385	WIOA Youth Activities	4040	ECWDB	
17.259	I	1,076	WIOA Youth Activities	4040IS	ECWDB	
17.278	I	33,998	WIOA Dislocated Worker Formula Grants	4030	ECWDB	
84.007	D	57,882	Federal Supplemental Educational Opportunity Grants			
84.033	D	39,379	Federal Work-Study Program			
84.042	D	265,270	TRIO Student Support Services			
84.063	D	2,058,902	Federal Pell Grant Program			
84.425E	D	486,795	COVID-19 - Education Stabilization Fund			
84.425F	D	1,086,193	COVID-19 - Education Stabilization Fund			
84.425M	D	38,286	COVID-19 - Education Stabilization Fund			
		<u>5,095,951</u>	Total - Carteret Community College			
Catawba Valley Community College						
11.020	D	154,425	Cluster Grants			
45.310	D	279	Grants to States			
47.041	I	26,339	Engineering	1758638	Impact Bonding	
84.007	D	31,338	Federal Supplemental Educational Opportunity Grants			
84.033	D	102,228	Federal Work-Study Program			
84.063	D	5,232,083	Federal Pell Grant Program			
84.425E	D	1,414,891	COVID-19 - Education Stabilization Fund			
84.425F	D	2,485,331	COVID-19 - Education Stabilization Fund			
84.425M	D	286,718	COVID-19 - Education Stabilization Fund			
		<u>9,733,632</u>	Total - Catawba Valley Community College			
Central Carolina Community College						
17.274	D	479,160	YouthBuild			
17.287	D	189,416	Job Corps Experimental Projects and Technical Assistance			
47.076	D	119,770	Education and Human Resources			
84.007	D	100,466	Federal Supplemental Educational Opportunity Grants			
84.033	D	15,202	Federal Work-Study Program			
84.042	D	422,765	TRIO Student Support Services			
84.047	D	909,055	TRIO Upward Bound			
84.063	D	6,325,261	Federal Pell Grant Program			
84.116	D	210,165	Fund for the Improvement of Postsecondary Education			
84.425E	D	1,621,186	COVID-19 - Education Stabilization Fund			
84.425F	D	1,214,790	COVID-19 - Education Stabilization Fund			
84.425M	D	120,537	COVID-19 - Education Stabilization Fund			
		<u>11,727,773</u>	Total - Central Carolina Community College			
Central Piedmont Community College						
17.259	I	630,933	WIOA Youth Activities	2040-36	Charlotte Works	
17.278	I	32,689	WIOA Dislocated Worker Formula Grants	4000017295	Charlotte Works	
19.009	I	4,304	Academic Exchange Programs - Undergraduate Programs	CBSA 18-CPCC01	World Learning	
45.310	I	4,000	Grants to States	NC-19-65	State Library of North Carolina	
47.070	I	23,404	Computer and Information Science and Engineering	1831795	University of North Carolina at Charlotte	
47.076	D	515,860	Education and Human Resources			
47.076	I	42,433	Education and Human Resources	1601452	Riverside Community College District	
47.076	I	9,596	Education and Human Resources	2000867	North Carolina State University	
84.007	D	1,082,576	Federal Supplemental Educational Opportunity Grants			
84.033	D	360,451	Federal Work-Study Program			

SCHEDULE OF EXPENDITURES OF FEDERAL AWARDS (BY STATE AGENCY)

For the Fiscal Year Ended June 30, 2021

Federal ALN	Direct/ Indirect	Program Expenditures	ALN Program Title	Pass-Through Entity Number	Pass-Through Entity Name	Additional Award Information
84.042	D	332,921	TRIO Student Support Services			
84.063	D	23,107,916	Federal Pell Grant Program			
84.425E	D	11,159,318	COVID-19 - Education Stabilization Fund			
84.425F	D	2,357,325	COVID-19 - Education Stabilization Fund			
84.425M	D	2,231	COVID-19 - Education Stabilization Fund			
		<u>39,665,957</u>	Total - Central Piedmont Community College			
<u>Cleveland Community College</u>						
84.007	D	42,857	Federal Supplemental Educational Opportunity Grants			
84.033	D	29,709	Federal Work-Study Program			
84.042	D	266,380	TRIO Student Support Services			
84.044	D	246,824	TRIO Talent Search			
84.063	D	3,738,941	Federal Pell Grant Program			
84.425C	D	249,672	COVID-19 - Education Stabilization Fund			
84.425E	D	1,214,574	COVID-19 - Education Stabilization Fund			
84.425F	D	1,525,940	COVID-19 - Education Stabilization Fund			
84.425M	D	34,487	COVID-19 - Education Stabilization Fund			
84.RD	D	4,539	U. S. Department of Education			First in the World
		<u>7,353,923</u>	Total - Cleveland Community College			
<u>Coastal Carolina Community College</u>						
17.258	I	131,405	WIOA Adult Program	20-4020-40-6035-07	ECWDB	
17.259	I	101,313	WIOA Youth Activities	20-4040-40-6035-07	ECWDB	
17.259	I	1,034	WIOA Youth Activities	20-4040-40-6035-07-IS	ECWDB	
17.278	I	114,790	WIOA Dislocated Worker Formula Grants	20-4030-40-6035-07	ECWDB	
17.278	I	98,092	WIOA Dislocated Worker Formula Grants	20-4050-40-6035-07	ECWDB	
84.007	D	285,566	Federal Supplemental Educational Opportunity Grants			
84.033	D	40,732	Federal Work-Study Program			
84.063	D	6,272,961	Federal Pell Grant Program			
84.425E	D	2,349,400	COVID-19 - Education Stabilization Fund			
84.425F	D	2,115,514	COVID-19 - Education Stabilization Fund			
84.425M	D	13,677	COVID-19 - Education Stabilization Fund			
		<u>11,524,484</u>	Total - Coastal Carolina Community College			
<u>College of the Albemarle</u>						
84.007	D	101,594	Federal Supplemental Educational Opportunity Grants			
84.063	D	2,372,583	Federal Pell Grant Program			
84.425E	D	2,503,992	COVID-19 - Education Stabilization Fund			
84.425F	D	861,439	COVID-19 - Education Stabilization Fund			
		<u>5,839,608</u>	Total - College of the Albemarle			
<u>Craven Community College</u>						
47.076	D	36,888	Education and Human Resources			
84.007	D	110,610	Federal Supplemental Educational Opportunity Grants			
84.031	D	358,109	Higher Education Institutional Aid			
84.033	D	54,823	Federal Work-Study Program			
84.042	D	235,095	TRIO Student Support Services			
84.063	D	4,293,687	Federal Pell Grant Program			
84.425E	D	794,322	COVID-19 - Education Stabilization Fund			
84.425F	D	878,900	COVID-19 - Education Stabilization Fund			
84.425M	D	146,925	COVID-19 - Education Stabilization Fund			
		<u>6,909,359</u>	Total - Craven Community College			
<u>Davidson-Davie Community College</u>						
84.007	D	352,456	Federal Supplemental Educational Opportunity Grants			
84.031	D	583,969	Higher Education Institutional Aid			
84.033	D	42,196	Federal Work-Study Program			
84.042	D	225,430	TRIO Student Support Services			
84.044	D	295,108	TRIO Talent Search			
84.047	D	324,321	TRIO Upward Bound			
84.063	D	6,539,814	Federal Pell Grant Program			
84.268	D	3,960,722	Federal Direct Student Loans			
84.425E	D	972,868	COVID-19 - Education Stabilization Fund			

SCHEDULE OF EXPENDITURES OF FEDERAL AWARDS (BY STATE AGENCY)

For the Fiscal Year Ended June 30, 2021

Federal ALN	Direct/ Indirect	Program Expenditures	ALN Program Title	Pass-Through Entity Number	Pass-Through Entity Name	Additional Award Information
84.425F	D	4,462,042	COVID-19 - Education Stabilization Fund			
84.425M	D	94,273	COVID-19 - Education Stabilization Fund			
		<u>17,853,199</u>	Total - Davidson-Davie Community College			
<u>Durham Technical Community College</u>						
84.007	D	123,664	Federal Supplemental Educational Opportunity Grants			
84.033	D	118,608	Federal Work-Study Program			
84.063	D	6,237,308	Federal Pell Grant Program			
84.268	D	2,516,536	Federal Direct Student Loans			
84.425E	D	2,741,718	COVID-19 - Education Stabilization Fund			
84.425F	D	1,709,709	COVID-19 - Education Stabilization Fund			
84.425M	D	127,739	COVID-19 - Education Stabilization Fund			
94.002	D	60,485	Retired and Senior Volunteer Program			
		<u>13,635,767</u>	Total - Durham Technical Community College			
<u>Edgecombe Community College</u>						
84.007	D	129,150	Federal Supplemental Educational Opportunity Grants			
84.031	D	431,707	Higher Education Institutional Aid			
84.033	D	38,511	Federal Work-Study Program			
84.063	D	3,592,727	Federal Pell Grant Program			
84.268	D	2,670,620	Federal Direct Student Loans			
84.425E	D	712,350	COVID-19 - Education Stabilization Fund			
84.425F	D	682,563	COVID-19 - Education Stabilization Fund			
84.425L	D	38,643	COVID-19 - Education Stabilization Fund			
		<u>8,296,271</u>	Total - Edgecombe Community College			
<u>Fayetteville Technical Community College</u>						
84.007	D	424,911	Federal Supplemental Educational Opportunity Grants			
84.033	D	129,870	Federal Work-Study Program			
84.063	D	19,777,309	Federal Pell Grant Program			
84.268	D	13,942,496	Federal Direct Student Loans			
84.425E	D	6,305,274	COVID-19 - Education Stabilization Fund			
84.425F	D	9,395,933	COVID-19 - Education Stabilization Fund			
84.425M	D	611,186	COVID-19 - Education Stabilization Fund			
		<u>50,586,979</u>	Total - Fayetteville Technical Community College			
<u>Forsyth Technical Community College</u>						
11.619	D	1,262	Arrangements for Interdisciplinary Research Infrastructure			
12.902	D	7,414	Information Security Grants			
12.903	D	32,017	GenCyber Grants Program			
12.905	I	9,197	CyberSecurity Core Curriculum	4127-53903000	Moraine Valley CC	
17.261	D	19,445	WIOA Pilots, Demonstrations, and Research Projects			
23.002	D	520,171	Appalachian Area Development			
47.076	D	210,912	Education and Human Resources			
84.007	D	283,962	Federal Supplemental Educational Opportunity Grants			
84.033	D	94,215	Federal Work-Study Program			
84.042	D	158,184	TRIO Student Support Services			
84.063	D	12,477,405	Federal Pell Grant Program			
84.116	D	1,858	Fund for the Improvement of Postsecondary Education			
84.268	D	7,509,779	Federal Direct Student Loans			
84.335	D	152,202	Child Care Access Means Parents in School			
84.425E	D	1,910,148	COVID-19 - Education Stabilization Fund			
84.425F	D	2,384,210	COVID-19 - Education Stabilization Fund			
84.425M	D	211,564	COVID-19 - Education Stabilization Fund			
		<u>25,983,945</u>	Total - Forsyth Technical Community College			
<u>Gaston College</u>						
10.561	D	26,449	State Administrative Matching Grants for the Supplemental Nutrition Assistance Program			
17.235	D	21,121	Senior Community Service Employment Program			
17.259	D	338,225	WIOA Youth Activities			
45.310	D	1,583	Grants to States			
47.076	D	196,854	Education and Human Resources			
84.007	D	209,487	Federal Supplemental Educational Opportunity Grants			

SCHEDULE OF EXPENDITURES OF FEDERAL AWARDS (BY STATE AGENCY)

For the Fiscal Year Ended June 30, 2021

Federal ALN	Direct/ Indirect	Program Expenditures	ALN Program Title	Pass-Through Entity Number	Pass-Through Entity Name	Additional Award Information
84.033	D	27,628	Federal Work-Study Program			
84.042	D	255,648	TRIO Student Support Services			
84.047	D	303,933	TRIO Upward Bound			
84.063	D	6,921,678	Federal Pell Grant Program			
84.425C	D	106,526	COVID-19 - Education Stabilization Fund			
84.425E	D	2,673,422	COVID-19 - Education Stabilization Fund			
84.425F	D	1,297,496	COVID-19 - Education Stabilization Fund			
84.425M	D	342,006	COVID-19 - Education Stabilization Fund			
		<u>12,722,056</u>	Total - Gaston College			
<u>Guilford Technical Community College</u>						
64.028	D	178,699	Post-9/11 Veterans Educational Assistance			
84.007	D	525,101	Federal Supplemental Educational Opportunity Grants			
84.033	D	132,862	Federal Work-Study Program			
84.063	D	20,452,235	Federal Pell Grant Program			
84.268	D	19,315,363	Federal Direct Student Loans			
84.425E	D	6,664,412	COVID-19 - Education Stabilization Fund			
84.425F	D	8,490,119	COVID-19 - Education Stabilization Fund			
84.425M	D	1,049,141	COVID-19 - Education Stabilization Fund			
		<u>56,807,932</u>	Total - Guilford Technical Community College			
<u>Halifax Community College</u>						
11.300	D	1,598,618	Investments for Public Works and Economic Development Facilities			
17.258	I	637,731	WIOA Adult Program	4505	Turning Point	
17.259	I	2,393	WIOA Youth Activities	4505	Turning Point	
45.310	D	2,453	Grants to States			
84.007	D	42,800	Federal Supplemental Educational Opportunity Grants			
84.033	D	14,196	Federal Work-Study Program			
84.042	D	414,939	TRIO Student Support Services			
84.063	D	707,007	Federal Pell Grant Program			
84.066	D	277,111	TRIO Educational Opportunity Centers			
84.335	D	8,392	Child Care Access Means Parents in School			
84.382	D	330,666	Strengthening Minority-Serving Institutions			
84.425E	D	308,020	COVID-19 - Education Stabilization Fund			
84.425F	D	349,513	COVID-19 - Education Stabilization Fund			
84.425L	D	43,136	COVID-19 - Education Stabilization Fund			
		<u>4,736,975</u>	Total - Halifax Community College			
<u>Haywood Community College</u>						
23.002	D	125,163	Appalachian Area Development			
84.007	D	57,765	Federal Supplemental Educational Opportunity Grants			
84.033	D	15,152	Federal Work-Study Program			
84.063	D	2,437,333	Federal Pell Grant Program			
84.425E	D	482,086	COVID-19 - Education Stabilization Fund			
84.425F	D	318,177	COVID-19 - Education Stabilization Fund			
84.425M	D	41,514	COVID-19 - Education Stabilization Fund			
		<u>3,477,190</u>	Total - Haywood Community College			
<u>Isothermal Community College</u>						
23.001	D	120,746	Appalachian Regional Development (See individual Appalachian Programs)			
84.007	D	53,235	Federal Supplemental Educational Opportunity Grants			
84.033	D	34,482	Federal Work-Study Program			
84.063	D	3,255,147	Federal Pell Grant Program			
84.425E	D	658,813	COVID-19 - Education Stabilization Fund			
84.425F	D	791,979	COVID-19 - Education Stabilization Fund			
84.425M	D	135,332	COVID-19 - Education Stabilization Fund			
		<u>5,049,734</u>	Total - Isothermal Community College			
<u>James Sprunt Community College</u>						
11.300	D	1,652,523	Investments for Public Works and Economic Development Facilities			
17.258	D	208,367	WIOA Adult Program			
17.268	D	26,669	H-1B Job Training Grants			
17.278	D	13,718	WIOA Dislocated Worker Formula Grants			

SCHEDULE OF EXPENDITURES OF FEDERAL AWARDS (BY STATE AGENCY)

For the Fiscal Year Ended June 30, 2021

Federal ALN	Direct/ Indirect	Program Expenditures	ALN Program Title	Pass-Through Entity Number	Pass-Through Entity Name	Additional Award Information
84.007	D	78,736	Federal Supplemental Educational Opportunity Grants			
84.033	D	11,459	Federal Work-Study Program			
84.042	D	370,290	TRIO Student Support Services			
84.044	D	317,207	TRIO Talent Search			
84.047	D	356,348	TRIO Upward Bound			
84.063	D	2,266,550	Federal Pell Grant Program			
84.425E	D	422,759	COVID-19 - Education Stabilization Fund			
84.425F	D	656,405	COVID-19 - Education Stabilization Fund			
84.425M	D	32,603	COVID-19 - Education Stabilization Fund			
		<u>6,413,634</u>	Total - James Sprunt Community College			
<u>Johnston Community College</u>						
47.076	D	126,490	Education and Human Resources			
84.007	D	177,015	Federal Supplemental Educational Opportunity Grants			
84.042	D	266,286	TRIO Student Support Services			
84.063	D	4,767,544	Federal Pell Grant Program			
84.425E	D	1,128,952	COVID-19 - Education Stabilization Fund			
84.425F	D	1,422,311	COVID-19 - Education Stabilization Fund			
84.425M	D	1,305	COVID-19 - Education Stabilization Fund			
		<u>7,889,903</u>	Total - Johnston Community College			
<u>Lenoir Community College</u>						
17.258	D	184,831	WIOA Adult Program			
17.259	D	183,656	WIOA Youth Activities			
17.278	D	83,701	WIOA Dislocated Worker Formula Grants			
84.007	D	129,434	Federal Supplemental Educational Opportunity Grants			
84.033	D	53,465	Federal Work-Study Program			
84.063	D	3,644,277	Federal Pell Grant Program			
84.425E	D	233,705	COVID-19 - Education Stabilization Fund			
84.425F	D	603,420	COVID-19 - Education Stabilization Fund			
84.425M	D	136,812	COVID-19 - Education Stabilization Fund			
		<u>5,253,301</u>	Total - Lenoir Community College			
<u>Martin Community College</u>						
84.007	D	24,797	Federal Supplemental Educational Opportunity Grants			
84.033	D	21,432	Federal Work-Study Program			
84.063	D	980,933	Federal Pell Grant Program			
84.425E	D	108,645	COVID-19 - Education Stabilization Fund			
84.425F	D	92,217	COVID-19 - Education Stabilization Fund			
84.425N	D	282,710	COVID-19 - Education Stabilization Fund			
		<u>1,510,734</u>	Total - Martin Community College			
<u>Mayland Community College</u>						
17.258	I	170,393	WIOA Adult Program	20-4020-49-1380	Region D	
17.258	I	45,003	WIOA Adult Program	20-4050-49-1380	Region D	
17.259	I	141,124	WIOA Youth Activities	20-4040-49-1380	Region D	
17.259	I	25,965	WIOA Youth Activities	20-4050-49-1380	Region D	
17.277	I	22,364	WIOA National Dislocated Worker Grants / WIA National Emergency Grants	20-3130-49-1380	Region D	
17.278	I	19,094	WIOA Dislocated Worker Formula Grants	20-4030-49-1380	Region D	
17.278	I	32,551	WIOA Dislocated Worker Formula Grants	20-4031-49-1380	Region D	
17.278	I	27,397	WIOA Dislocated Worker Formula Grants	20-4050-49-1380	Region D	
84.007	D	52,625	Federal Supplemental Educational Opportunity Grants			
84.033	D	4,373	Federal Work-Study Program			
84.042	D	363,827	TRIO Student Support Services			
84.063	D	1,050,407	Federal Pell Grant Program			
84.425E	D	116,150	COVID-19 - Education Stabilization Fund			
84.425F	D	265,730	COVID-19 - Education Stabilization Fund			
84.425M	D	27,360	COVID-19 - Education Stabilization Fund			
		<u>2,364,363</u>	Total - Mayland Community College			
<u>McDowell Technical Community College</u>						
84.007	D	18,246	Federal Supplemental Educational Opportunity Grants			
84.033	D	22,155	Federal Work-Study Program			

SCHEDULE OF EXPENDITURES OF FEDERAL AWARDS (BY STATE AGENCY)

For the Fiscal Year Ended June 30, 2021

Federal ALN	Direct/ Indirect	Program Expenditures	ALN Program Title	Pass-Through Entity Number	Pass-Through Entity Name	Additional Award Information
84.063	D	1,272,875	Federal Pell Grant Program			
84.425E	D	152,517	COVID-19 - Education Stabilization Fund			
84.425F	D	290,250	COVID-19 - Education Stabilization Fund			
		<u>1,756,043</u>	Total - McDowell Technical Community College			
<u>Mitchell Community College</u>						
84.007	D	78,435	Federal Supplemental Educational Opportunity Grants			
84.033	D	15,559	Federal Work-Study Program			
84.063	D	3,016,065	Federal Pell Grant Program			
84.425E	D	894,876	COVID-19 - Education Stabilization Fund			
84.425F	D	1,405,538	COVID-19 - Education Stabilization Fund			
		<u>5,410,473</u>	Total - Mitchell Community College			
<u>Montgomery Community College</u>						
84.007	D	41,387	Federal Supplemental Educational Opportunity Grants			
84.033	D	16,708	Federal Work-Study Program			
84.063	D	988,177	Federal Pell Grant Program			
84.425E	D	7,550	COVID-19 - Education Stabilization Fund			
84.425F	D	428,879	COVID-19 - Education Stabilization Fund			
84.425M	D	19,371	COVID-19 - Education Stabilization Fund			
84.425N	D	97,772	COVID-19 - Education Stabilization Fund			
		<u>1,599,844</u>	Total - Montgomery Community College			
<u>Nash Community College</u>						
47.074	D	10,016	Biological Sciences			
84.007	D	26,250	Federal Supplemental Educational Opportunity Grants			
84.033	D	23,508	Federal Work-Study Program			
84.063	D	3,416,414	Federal Pell Grant Program			
84.268	D	1,138,602	Federal Direct Student Loans			
84.425E	D	912,729	COVID-19 - Education Stabilization Fund			
84.425F	D	1,718,197	COVID-19 - Education Stabilization Fund			
84.425M	D	187,947	COVID-19 - Education Stabilization Fund			
		<u>7,433,663</u>	Total - Nash Community College			
<u>Pamlico Community College</u>						
17.258	D	21,459	WIOA Adult Program			
64.033	D	2,658	VA Supportive Services for Veteran Families Program			
84.007	D	11,058	Federal Supplemental Educational Opportunity Grants			
84.033	D	9,791	Federal Work-Study Program			
84.063	D	494,049	Federal Pell Grant Program			
84.425E	D	197,911	COVID-19 - Education Stabilization Fund			
84.425F	D	92,689	COVID-19 - Education Stabilization Fund			
84.425N	D	277,779	COVID-19 - Education Stabilization Fund			
		<u>1,107,394</u>	Total - Pamlico Community College			
<u>Piedmont Community College</u>						
17.259	D	89,587	WIOA Youth Activities			
84.007	D	44,528	Federal Supplemental Educational Opportunity Grants			
84.033	D	12,449	Federal Work-Study Program			
84.042	D	153,365	TRIO Student Support Services			
84.063	D	1,515,015	Federal Pell Grant Program			
84.066	D	467,954	TRIO Educational Opportunity Centers			
84.403	D	419,740	Consolidated Grant to the Outlying Areas			
84.425E	D	495,792	COVID-19 - Education Stabilization Fund			
84.425F	D	785,718	COVID-19 - Education Stabilization Fund			
84.425M	D	9,066	COVID-19 - Education Stabilization Fund			
		<u>3,993,214</u>	Total - Piedmont Community College			
<u>Pitt Community College</u>						
84.007	D	527,255	Federal Supplemental Educational Opportunity Grants			
84.031	D	360,028	Higher Education Institutional Aid			
84.042	D	255,701	TRIO Student Support Services			
84.063	D	13,620,502	Federal Pell Grant Program			

SCHEDULE OF EXPENDITURES OF FEDERAL AWARDS (BY STATE AGENCY)

For the Fiscal Year Ended June 30, 2021

Federal ALN	Direct/ Indirect	Program Expenditures	ALN Program Title	Pass-Through Entity Number	Pass-Through Entity Name	Additional Award Information
84.066	D	281,991	TRIO Educational Opportunity Centers			
84.268	D	6,562,209	Federal Direct Student Loans			
84.425E	D	2,761,400	COVID-19 - Education Stabilization Fund			
84.425F	D	5,715,375	COVID-19 - Education Stabilization Fund			
84.425M	D	447,749	COVID-19 - Education Stabilization Fund			
		<u>30,532,210</u>	Total - Pitt Community College			
<u>Randolph Community College</u>						
84.007	D	110,628	Federal Supplemental Educational Opportunity Grants			
84.033	D	2,757	Federal Work-Study Program			
84.063	D	3,790,942	Federal Pell Grant Program			
84.425C	D	129,750	COVID-19 - Education Stabilization Fund			
84.425E	D	929,917	COVID-19 - Education Stabilization Fund			
84.425F	D	943,083	COVID-19 - Education Stabilization Fund			
84.425M	D	171,148	COVID-19 - Education Stabilization Fund			
		<u>6,078,225</u>	Total - Randolph Community College			
<u>Richmond Community College</u>						
84.007	D	96,840	Federal Supplemental Educational Opportunity Grants			
84.033	D	62,449	Federal Work-Study Program			
84.063	D	4,380,480	Federal Pell Grant Program			
84.425E	D	935,264	COVID-19 - Education Stabilization Fund			
84.425F	D	1,496,128	COVID-19 - Education Stabilization Fund			
84.425M	D	97,947	COVID-19 - Education Stabilization Fund			
		<u>7,069,108</u>	Total - Richmond Community College			
<u>Roanoke-Chowan Community College</u>						
84.007	D	28,310	Federal Supplemental Educational Opportunity Grants			
84.033	D	25,232	Federal Work-Study Program			
84.042	D	299,995	TRIO Student Support Services			
84.063	D	848,085	Federal Pell Grant Program			
84.425E	D	229,267	COVID-19 - Education Stabilization Fund			
84.425F	D	171,965	COVID-19 - Education Stabilization Fund			
		<u>1,602,854</u>	Total - Roanoke-Chowan Community College			
<u>Robeson Community College</u>						
12.560	I	91,285	DOD, NDEP, DOTC-STEM Education Outreach Implementation	27-312-0216908-66307L	RTI International	
16.525	I	19,900	Grants to Reduce Domestic Violence, Dating Violence, Sexual Assault, and Stalking on Campus	2017-WA-AX-0048	UNC-Pembroke	
47.076	D	21,423	Education and Human Resources			
84.007	D	71,380	Federal Supplemental Educational Opportunity Grants			
84.031	D	111,314	Higher Education Institutional Aid			
84.031	I	493	Higher Education Institutional Aid	A21-0013-S001	UNC-Pembroke	
84.033	D	39,813	Federal Work-Study Program			
84.063	D	4,482,201	Federal Pell Grant Program			
84.299	I	540,506	Indian Education -- Special Programs for Indian Children	S299A180037-20A	Lumbee Land Development, Inc	
84.425E	D	902,249	COVID-19 - Education Stabilization Fund			
84.425F	D	936,959	COVID-19 - Education Stabilization Fund			
84.425L	D	40,086	COVID-19 - Education Stabilization Fund			
		<u>7,257,609</u>	Total - Robeson Community College			
<u>Rockingham Community College</u>						
84.007	D	44,166	Federal Supplemental Educational Opportunity Grants			
84.031	D	260,396	Higher Education Institutional Aid			
84.033	D	36,120	Federal Work-Study Program			
84.042	D	217,380	TRIO Student Support Services			
84.063	D	2,321,929	Federal Pell Grant Program			
84.425E	D	391,460	COVID-19 - Education Stabilization Fund			
84.425F	D	1,271,946	COVID-19 - Education Stabilization Fund			
84.425M	D	50,413	COVID-19 - Education Stabilization Fund			
		<u>4,593,810</u>	Total - Rockingham Community College			

SCHEDULE OF EXPENDITURES OF FEDERAL AWARDS (BY STATE AGENCY)

For the Fiscal Year Ended June 30, 2021

Federal ALN	Direct/ Indirect	Program Expenditures	ALN Program Title	Pass-Through Entity Number	Pass-Through Entity Name	Additional Award Information
<u>Rowan-Cabarrus Community College</u>						
47.076	D	92,828	Education and Human Resources			
84.007	D	121,425	Federal Supplemental Educational Opportunity Grants			
84.033	D	152	Federal Work-Study Program			
84.042	D	148,821	TRIO Student Support Services			
84.063	D	8,325,343	Federal Pell Grant Program			
84.425E	D	3,484,797	COVID-19 - Education Stabilization Fund			
84.425F	D	573,174	COVID-19 - Education Stabilization Fund			
84.425M	D	353,098	COVID-19 - Education Stabilization Fund			
		<u>13,099,638</u>	Total - Rowan-Cabarrus Community College			
<u>Sampson Community College</u>						
84.007	D	105,456	Federal Supplemental Educational Opportunity Grants			
84.063	D	2,838,630	Federal Pell Grant Program			
84.425E	D	453,614	COVID-19 - Education Stabilization Fund			
84.425F	D	878,869	COVID-19 - Education Stabilization Fund			
84.425M	D	140,658	COVID-19 - Education Stabilization Fund			
		<u>4,417,227</u>	Total - Sampson Community College			
<u>Sandhills Community College</u>						
84.007	D	75,000	Federal Supplemental Educational Opportunity Grants			
84.033	D	85,933	Federal Work-Study Program			
84.063	D	5,076,230	Federal Pell Grant Program			
84.425E	D	319,548	COVID-19 - Education Stabilization Fund			
84.425F	D	1,704,250	COVID-19 - Education Stabilization Fund			
84.425M	D	276,259	COVID-19 - Education Stabilization Fund			
		<u>7,537,220</u>	Total - Sandhills Community College			
<u>South Piedmont Community College</u>						
84.033	D	20,674	Federal Work-Study Program			
84.063	D	2,082,766	Federal Pell Grant Program			
84.425E	D	388,228	COVID-19 - Education Stabilization Fund			
84.425F	D	602,133	COVID-19 - Education Stabilization Fund			
		<u>3,093,801</u>	Total - South Piedmont Community College			
<u>Southeastern Community College</u>						
17.258	I	254,561	WIOA Adult Program	0-2020-33	Cape Fear COG	
17.259	I	163,219	WIOA Youth Activities	0-2030-33	Cape Fear COG	
17.278	I	131,380	WIOA Dislocated Worker Formula Grants	0-2040-33	Cape Fear COG	
17.281	I	12,858	WIOA Dislocated Worker National Reserve Technical Assistance and Training	0-2031-33	Cape Fear COG	
84.007	D	72,290	Federal Supplemental Educational Opportunity Grants			
84.033	D	32,191	Federal Work-Study Program			
84.044	D	460,674	TRIO Talent Search			
84.063	D	2,649,201	Federal Pell Grant Program			
84.425E	D	869,061	COVID-19 - Education Stabilization Fund			
84.425F	D	813,893	COVID-19 - Education Stabilization Fund			
84.425M	D	139,868	COVID-19 - Education Stabilization Fund			
94.002	D	104,204	Retired and Senior Volunteer Program			
		<u>5,703,400</u>	Total - Southeastern Community College			
<u>Southwestern Community College</u>						
43.U05	I	365,574	U. S. National Aeronautics and Space Administration	NASA CAN 2020-02; NASA CAN 2020-01; NASA CAN 2020-03; NASA CAN 2020-04; NASA CAN 2020-05	Pisgah Astronomical Research Institute; Appalachian State University; Cherokee Central Schools, Jackson County Schools; Macon County Schools	NNX16AB87A
84.007	D	79,010	Federal Supplemental Educational Opportunity Grants			
84.033	D	30,521	Federal Work-Study Program			
84.042	D	321,497	TRIO Student Support Services			
84.047	D	296,612	TRIO Upward Bound			
84.063	D	2,896,905	Federal Pell Grant Program			
84.268	D	745,469	Federal Direct Student Loans			
84.425E	D	610,618	COVID-19 - Education Stabilization Fund			
84.425F	D	786,295	COVID-19 - Education Stabilization Fund			

SCHEDULE OF EXPENDITURES OF FEDERAL AWARDS (BY STATE AGENCY)

For the Fiscal Year Ended June 30, 2021

Federal ALN	Direct/ Indirect	Program Expenditures	ALN Program Title	Pass-Through Entity Number	Pass-Through Entity Name	Additional Award Information
84.425M	D	58,926	COVID-19 - Education Stabilization Fund			
		6,191,427	Total - Southwestern Community College			
<u>Stanly Community College</u>						
84.007	D	69,159	Federal Supplemental Educational Opportunity Grants			
84.033	D	70,000	Federal Work-Study Program			
84.063	D	3,925,632	Federal Pell Grant Program			
84.425E	D	505,682	COVID-19 - Education Stabilization Fund			
84.425F	D	465,683	COVID-19 - Education Stabilization Fund			
		5,036,156	Total - Stanly Community College			
<u>Surry Community College</u>						
84.007	D	66,296	Federal Supplemental Educational Opportunity Grants			
84.033	D	44,146	Federal Work-Study Program			
84.063	D	3,944,040	Federal Pell Grant Program			
84.425E	D	799,901	COVID-19 - Education Stabilization Fund			
84.425F	D	731,050	COVID-19 - Education Stabilization Fund			
84.425M	D	126,366	COVID-19 - Education Stabilization Fund			
		5,711,799	Total - Surry Community College			
<u>Tri-County Community College</u>						
84.007	D	30,251	Federal Supplemental Educational Opportunity Grants			
84.033	D	23,925	Federal Work-Study Program			
84.063	D	1,562,484	Federal Pell Grant Program			
84.425E	D	449,812	COVID-19 - Education Stabilization Fund			
84.425F	D	257,573	COVID-19 - Education Stabilization Fund			
84.425M	D	25,876	COVID-19 - Education Stabilization Fund			
		2,349,921	Total - Tri-County Community College			
<u>Vance-Granville Community College</u>						
10.310	D	12,478	Agriculture and Food Research Initiative (AFRI)			
17.259	D	62,839	WIOA Youth Activities			
17.287	D	273,256	Job Corps Experimental Projects and Technical Assistance			
84.007	D	60,560	Federal Supplemental Educational Opportunity Grants			
84.033	D	15,589	Federal Work-Study Program			
84.063	D	3,438,195	Federal Pell Grant Program			
84.425C	D	163,152	COVID-19 - Education Stabilization Fund			
84.425E	D	578,823	COVID-19 - Education Stabilization Fund			
84.425F	D	641,928	COVID-19 - Education Stabilization Fund			
		5,246,820	Total - Vance-Granville Community College			
<u>Wake Technical Community College</u>						
17.268	D	150,423	H-1B Job Training Grants			
21.019	I	5,000,000	Coronavirus Relief Fund	EC00000000004527	Wake County	
47.076	D	318,291	Education and Human Resources			
84.007	D	569,517	Federal Supplemental Educational Opportunity Grants			
84.033	D	55,564	Federal Work-Study Program			
84.063	D	27,123,789	Federal Pell Grant Program			
84.141	D	480,240	Migrant Education High School Equivalency Program			
84.268	D	26,092,922	Federal Direct Student Loans			
84.425E	D	5,010,590	COVID-19 - Education Stabilization Fund			
84.425F	D	6,454,529	COVID-19 - Education Stabilization Fund			
84.425M	D	937,594	COVID-19 - Education Stabilization Fund			
		72,193,459	Total - Wake Technical Community College			
<u>Wayne Community College</u>						
17.258	I	78,453	WIOA Adult Program	21-2020-4020-40-6331-09	Eastern Carolina Workforce Development Board	
17.259	I	77,417	WIOA Youth Activities	21-2040-4040-40-6331-09	Eastern Carolina Workforce Develop. Board	
17.278	I	102,537	WIOA Dislocated Worker Formula Grants	21-2030-4030-40-6331-09	Eastern Carolina Workforce Develop. Board	
47.076	I	7,500	Education and Human Resources	AWD-20-0816-S0002	East Carolina University	
84.007	D	191,201	Federal Supplemental Educational Opportunity Grants			
84.031	D	300,480	Higher Education Institutional Aid			
84.033	D	62,225	Federal Work-Study Program			

SCHEDULE OF EXPENDITURES OF FEDERAL AWARDS (BY STATE AGENCY)

For the Fiscal Year Ended June 30, 2021

Federal ALN	Direct/ Indirect	Program Expenditures	ALN Program Title	Pass-Through Entity Number	Pass-Through Entity Name	Additional Award Information
84.063	D	4,608,404	Federal Pell Grant Program			
84.425C	D	53,707	COVID-19 - Education Stabilization Fund			
84.425E	D	814,107	COVID-19 - Education Stabilization Fund			
84.425F	D	1,627,447	COVID-19 - Education Stabilization Fund			
		<u>7,923,478</u>	Total - Wayne Community College			
Western Piedmont Community College						
84.007	D	67,200	Federal Supplemental Educational Opportunity Grants			
84.033	D	15,337	Federal Work-Study Program			
84.042	D	191,935	TRIO Student Support Services			
84.044	D	265,403	TRIO Talent Search			
84.063	D	2,691,847	Federal Pell Grant Program			
84.425E	D	1,035,030	COVID-19 - Education Stabilization Fund			
84.425F	D	751,171	COVID-19 - Education Stabilization Fund			
		<u>5,017,923</u>	Total - Western Piedmont Community College			
Wilkes Community College						
84.007	D	52,925	Federal Supplemental Educational Opportunity Grants			
84.033	D	21,825	Federal Work-Study Program			
84.042	D	376,425	TRIO Student Support Services			
84.063	D	3,527,004	Federal Pell Grant Program			
84.268	D	21,949	Federal Direct Student Loans			
84.425E	D	657,791	COVID-19 - Education Stabilization Fund			
84.425F	D	1,870,465	COVID-19 - Education Stabilization Fund			
		<u>6,528,384</u>	Total - Wilkes Community College			
Wilson Community College						
84.007	D	71,120	Federal Supplemental Educational Opportunity Grants			
84.033	D	13,780	Federal Work-Study Program			
84.042	D	310,778	TRIO Student Support Services			
84.047	D	235,010	TRIO Upward Bound			
84.063	D	2,403,280	Federal Pell Grant Program			
84.268	D	1,332,474	Federal Direct Student Loans			
84.425E	D	488,000	COVID-19 - Education Stabilization Fund			
84.425F	D	254,356	COVID-19 - Education Stabilization Fund			
		<u>5,108,798</u>	Total - Wilson Community College			
		<u>630,481,442</u>	Total - Community Colleges			
Other Component Units:						
North Carolina Partnership for Children						
94.019	D	426,763	Social Innovation Fund			
		<u>426,763</u>	Total - North Carolina Partnership for Children			
North Carolina State Ports Authority						
97.067	D	547,935	Homeland Security Grant Program			
		<u>547,935</u>	Total - North Carolina Ports Authority			
		<u>974,698</u>	Total - Other Component Units			
		<u>3,718,403,308</u>	Total - Component Units			
		<u>\$ 39,199,467,244</u>	Total Expenditures of Federal Awards			

N/A = Not Available

D = Direct Federal Assistance - Assistance received directly from the federal government or received in a pass-through relationship from other State entities.

I = Indirect Federal Assistance - Assistance received in a pass-through relationship from entities other than the federal government or other State entities.

The accompanying notes are an integral part of this schedule.

NOTES TO THE SCHEDULE OF EXPENDITURES OF FEDERAL AWARDS

June 30, 2021

NOTE 1: SUMMARY OF SIGNIFICANT ACCOUNTING POLICIES

A. Basis of Presentation

The accompanying Schedule of Expenditures of Federal Awards is presented in accordance with requirements of Title 2 U.S. Code of Federal Regulations (CFR) Part 200, *Uniform Administrative Requirements, Cost Principles, and Audit Requirements for Federal Awards* (Uniform Guidance). The Schedule appears in three formats:

- **Summary** – The summary schedule reports expenditures of federal awards by program or program cluster.
- **Detail** – The detail schedule presents federal programs by federal agency and lists individual programs within program clusters.
- **By State Agency** – The schedule by state agency presents expenditures of federal awards by state agency and by program. In some instances, federal funds have been transferred from one state agency to another to be expended in the same program. When this is the case, the expenditure of federal awards has been reported under the organization which received the funds directly from the federal government.

Federal Assistance Listing Numbers (ALN) is a government-wide compendium of individual federal programs where each program is assigned a five-digit program identification number (ALN) and program name. The accompanying schedules reflect the program names and ALN assigned by the <https://sam.gov> website. Programs without an ALN are presented with the federal agency's two-digit prefix followed by U with a two-digit number. If the federal program is part of the Research and Development (R&D) cluster and the extension is not known, RD is placed in the three-digit extension field.

B. Reporting Entity

The State of North Carolina financial reporting entity is fully described in Note 1 to the financial statements. The financial reporting entity includes (1) the primary government, (2) organizations for which the primary government is financially accountable, and (3) other organizations for which the nature and significance of their relationship with the primary government are such that exclusion would cause the primary government's financial statements to be misleading or incomplete.

The accompanying Schedule of Expenditures of Federal Awards includes all federal programs administered by the

state financial reporting entity except the programs of the State Education Assistance Authority, North Carolina Housing Finance Agency, Economic Development Partnership of North Carolina, Inc., UNC Rockingham Health Care, Inc., Caldwell Memorial Hospital, Inc., Chatham Hospital, Inc., UNC Physicians Network LLC, and Rex Hospital. These agencies issue separate reports for their programs.

C. Basis of Accounting

An award is considered expended when the activity related to the award occurs. The activity generally pertains to events requiring compliance with laws, regulations, and the provisions of contract and grant agreements. Specific transaction types have been recognized as follows:

Direct Costs: Direct costs have been recognized on the cash basis of accounting, that is, when cash is disbursed rather than when the charge is incurred.

Indirect costs: Indirect costs are recovered from the federal government by applying a federally approved indirect cost rate or by allocating these costs among benefiting programs in accordance with a federally approved plan. Each program's share of indirect costs is recognized on the accompanying Schedule of Expenditures of Federal Awards.

The State of North Carolina has elected not to use the 10% de minimus indirect cost rate as allowed under the Uniform Guidance.

Loan and loan guarantee transactions:

- Federal Perkins Loan Program - Federal Capital Contributions (ALN 84.038), Nurse Faculty Loan Program (ALN 93.264), Health Professions Student Loans, Including Primary Care Loans/Loans for Disadvantaged Students (ALN 93.342), Nursing Student Loans (ALN 93.364) – Expenditures of federal awards in the accompanying Schedule of Expenditures of Federal Awards include the value of new loans made during the year, the balance of loans from previous years with federal continuing compliance requirements, federal capital contributions received during the year, interest subsidy, and administrative cost allowances. Loan balances outstanding at year-end are disclosed in Note 2.
- Federal Direct Student Loans (ALN 84.268) – These loans are made by outside lenders to students at institutions of higher education within the State reporting entity. The institutions are responsible for certain administrative requirements for new loans. As a result, the value of loans made during the year and administrative cost allowances are recognized as expenditures of federal awards in the accompanying Schedule of Expenditures of Federal Awards

NOTES TO THE SCHEDULE OF EXPENDITURES OF FEDERAL AWARDS

June 30, 2021

The balance of loans for previous years is not included because the lender accounts for the prior balances.

- Capitalization Grants for Clean Water State Revolving Funds (ALN 66.458) and Capitalization Grants for Drinking Water State Revolving Funds (ALN 66.468) - The state receives capitalization grants to create and maintain the Clean Water State Revolving Fund (CWSRF) and the Drinking Water State Revolving Fund (DWSRF). Both programs offer long-term low interest rate loans to local cities, towns and municipalities. Capitalization Grants received for the CWSRF for the year ended June 30, 2021 were \$28,590,000 and are included on the schedule. Capitalization Grants received for the DWSRF for the fiscal year ended June 30, 2021 were \$28,554,071 and are also included on the schedule. There are no outstanding loan balances at the end of the audit period.

Other non-cash assistance:

The State of North Carolina participated in several federal programs in which non-cash benefits are provided through the state to eligible participants. These include:

- Food Distribution Programs – Food commodities donated to the N.C. Department of Agriculture are reported at the value assigned by the U.S. Department of Agriculture. The Schedule of Expenditures of Federal Awards includes commodity distributions of:

<u>Program</u>	<u>ALN</u>	<u>Non-Cash Value</u>
Nation School Lunch Program	10.555	\$48,913,845
Commodity Supplemental Food Program	10.565	\$3,644,408
Emergency Food Assistance Program (Food Commodities)	10.569	\$33,535,556
Trade Mitigation Program Eligible Recipient Agency Operational Funds (Food Commodities)	10.178	\$33,174,682

- Supplemental Nutrition Assistance Program (ALN 10.551) – The State issues food stamp benefits in electronic form. Food stamp benefits are recognized as expenditures when recipients use the benefits. The non-cash values during the fiscal year are reported as expenditures on the Schedule of Expenditures of Federal Awards. The estimated value during the fiscal year was \$3,406,858,571.
- Immunization Grants (ALN 93.268) – Vaccines donated to the N. C. Department of Health and Human Services are reported at the value assigned by the U.S. Department of Health and Human Services. The amount reported in the Schedule of Expenditures of Federal Awards reflects routine immunizations including seasonal influenza. The value of the vaccines for the fiscal year is \$145,002,378.
- Donation of Federal Surplus Personal Property (ALN 39.003) – Federal surplus property donated to the N.C. Department of Administration is valued at estimated fair market value at the time of receipt. The non-cash value during the fiscal year is reported as expenditures in the Schedule of Expenditures of Federal Awards. The estimated value during the fiscal year was \$3,290,395.

NOTE 2: FEDERAL LOANS OUTSTANDING

The State of North Carolina had the following federal loan balances outstanding at year-end:

<u>Program</u>	<u>ALN</u>	<u>Amount Outstanding</u>
Federal Perkins Loan Program - Federal Capital Contributions	84.038	\$27,657,677
Health Professions Student Loans, Including Primary Care Loans/Loans for Disadvantaged Students	93.342	\$3,743,977
Nursing Student Loans	93.364	\$298,821
Nurse Faculty Loan Program	93.264	\$655,811

NOTE 3: UNEMPLOYMENT INSURANCE

State unemployment tax revenues and payments in lieu of taxes are combined with federal funds and used to pay benefits under the Unemployment Insurance program (ALN 17.225). The state and federal portions of the total expenditures reported on the Schedule were \$633,515,347 and \$6,775,611,302, respectively.

NOTES TO THE SCHEDULE OF EXPENDITURES OF FEDERAL AWARDS

June 30, 2021

NOTE 4: PASS-THROUGH AWARDS

Uniform Guidance defines a *subrecipient* as an entity that expends federal awards that are received from a pass-through entity to carry out a federal program. The total amount provided to subrecipients from each federal program is separately identified in the accompanying Summary and Federal Detail Schedule of Expenditures of Federal Awards.

Note: Certain transactions relating to federal financial assistance may appear in the records of more than one state recipient agency. To avoid duplication and the overstatement of the aggregate level of federal financial assistance expended by the State of North Carolina, when federal financial assistance is received by one state recipient agency and redistributed to another state agency (i.e., a pass-through of funds by the primary recipient state agency to a subrecipient state agency), the federal financial assistance will be reflected as expenditures by the primary recipient state agency.

**Summary Schedule of Prior Audit Findings
For the Year Ended June 30, 2021**



State of North Carolina Office of the State Controller

LINDA COMBS
STATE CONTROLLER

March 30, 2022

The Honorable Beth A. Wood, State Auditor
Office of the State Auditor
2 South Salisbury Street
20601 Mail Service Center
Raleigh, North Carolina 27699-0600

Dear Auditor Wood:

We are providing the following summary schedule of prior audit findings in connection with your audit of the major federal programs of the State of North Carolina for the year ended June 30, 2021, in accordance with the Single Audit Act and the audit requirements of Title 2 *U.S. Code of Federal Regulations* (CFR) Part 200, *Uniform Administrative Requirements, Cost Principles, and Audit Requirements for Federal Awards* (Uniform Guidance).

In accordance with 2 CFR 200.511(b), a summary schedule, has been prepared to report the status of all findings included in the fiscal year 2020 schedule of findings and questioned costs and the findings reported in the fiscal year 2020 Summary Schedule of Prior Audit Findings that were not corrected in accordance with 2 CFR 200.511(b)(2).

Respectfully Submitted,

Linda Combs

SUMMARY SCHEDULE OF PRIOR AUDIT FINDINGS

For the Fiscal Year Ended June 30, 2021

Original Finding Number **	State Department	Current Status of Prior Audit Finding
2016-028	Health and Human Services	<p><u>\$10.5 Million in Pre-Employment Transition Services Not Spent on Students with Disabilities</u></p> <p>This audit finding is no longer valid. The Department representatives of the Division of Vocational Rehabilitation Services (DVRS) and the Division of Services for the Blind (DSB) have worked extensively with our federal partner Rehabilitation Services Administration (RSA) to obtain guidance and to ensure all documentation is obtained to administer the grant funds for the Vocational Rehabilitation (VR) Grant for pre-employment transition services (Pre-ETS) for students with disabilities as required by federal regulations.</p> <p>RSA is reviewing flexibilities that may affect what constitutes allowable Pre-ETS expenditures and recommends that Pre-ETS is not to be audited until a decision is made. In addition, Pre-ETS has been removed as an earmarking requirement from the 2021 OMB Compliance Supplement.</p>
2016-056	Health and Human Services	<p><u>Deficiencies in County Eligibility Determination Process</u></p> <p>Partial corrective action has been taken. The pilot for the county staff NC FAST Certification Program launched in October 2020. All existing staff will be enrolled by January 31, 2022. Counties will continue to enroll new staff as they come onboard and will have 90 days to complete requirements going forward. All existing staff enrolled on or before January 31, 2022 should be in compliance by July 31, 2023.</p> <p><i>Anticipated Completion Date:</i> July 31, 2023.</p>
2017-021	Health and Human Services	<p><u>Deficiencies in System Access</u></p> <p>Full corrective action has been taken.</p>
2017-027	Health and Human Services	<p><u>Deficiencies in System Access</u></p> <p>Full corrective action has been taken.</p>
2017-030	Health and Human Services	<p><u>Deficiencies in County Eligibility Determination Processes</u></p> <p>Partial corrective action has been taken. The pilot for the county staff NC FAST Certification Program launched in October 2020. All existing staff will be enrolled by January 31, 2022. Counties will continue to enroll new staff as they come onboard and will have 90 days to complete requirements going forward. Existing staff enrolled on or before January 31, 2022 should be in compliance by July 31, 2023.</p> <p>The overpayments of Medicaid claims were recouped from the relevant counties. The return of the Federal share was reported on the CMS-64 on the September 30, 2018 quarter end.</p> <p><i>Anticipated Completion Date:</i> July 31, 2023.</p>

SUMMARY SCHEDULE OF PRIOR AUDIT FINDINGS

For the Fiscal Year Ended June 30, 2021

Original Finding Number **	State Department	Current Status of Prior Audit Finding
2018-006	Public Safety	<p><u>Governor's Crime Commission did not Adequately Monitor Subrecipients</u></p> <p>Full corrective action has been taken.</p>
2018-015	Carteret Community College	<p><u>Enrollment Status Reporting Errors</u></p> <p>Full corrective action has been taken.</p>
2018-022	Public Instruction	<p><u>Funds Used for Activities Performed Outside the Award Period</u></p> <p>Full corrective action has been taken.</p>
2018-026	Health and Human Services	<p><u>Lack of Quality Assurance Reviews Increased Risk of Undetected Payment Errors</u></p> <p>Partial corrective action has been taken. The Department formalized the monitoring plan and implemented the prior approval monitoring process for the vendor in July 2019. Due to the impact of the COVID-19 crisis, the requirement for prior authorization was suspended and monitoring activities were placed on hold in March 2020. The Department will resume their established prior approval monitoring process when the state of emergency affecting the prior approval suspension is lifted or flexibilities are ended by the Center of Medicare and Medicaid Services.</p> <p><i>Anticipated Completion Date:</i> June 30, 2022.</p>
2018-028	Health and Human Services	<p><u>Deficiencies in Eligibility Determination Process</u></p> <p>Partial corrective action has been taken. The pilot for the county staff NC FAST Certification Program launched in October 2020. All existing staff will be enrolled by January 31, 2022. Counties will continue to enroll new staff as they come onboard and will have 90 days to complete requirements going forward. Existing staff enrolled on or before January 31, 2022 should be in compliance by July 31, 2023.</p> <p>The overpayments of Medicaid claims were recouped from the relevant counties. The return of the Federal shares was reported on multiple CMS-64 reports, as the payments were recouped. The return of the Federal shares was reported on the CMS-64 on the June 30, 2019; September 30, 2019; December 31, 2019; and March 31, 2020 quarter ends.</p> <p><i>Anticipated Completion Date:</i> July 31, 2023.</p>
2019-001	Public Safety	<p><u>Inadequate Subrecipient Monitoring</u></p> <p>Full corrective action has been taken.</p>
2019-013	Public Instruction	<p><u>Errors in Reported State Per Pupil Expenditures</u></p> <p>Partial corrective action has been taken. The Division of School Business has addressed the identified issues with the 2018 National Public Education Financial Survey (NPEFS) State Per Pupil Expenditure (SPPE) calculation</p>

SUMMARY SCHEDULE OF PRIOR AUDIT FINDINGS

For the Fiscal Year Ended June 30, 2021

Original Finding Number **	State Department	Current Status of Prior Audit Finding
		and resubmitted the survey to the National Center for Education Statistics (NCES). The Division of School Business also fully implemented additional procedures for completing the NPEFS SPPE calculation process to ensure the inclusion of workers' compensation data and add additional review steps to better mitigate the risk of inadvertent data entry or other calculation errors. However, the Division of School Business is still awaiting further guidance from the U.S. Department of Education regarding the inclusion of residential school expenditures given the incomplete availability of needed data, and as such has not been able to include any residential school expenditures in the SPPE calculations.
2019-015	Public Instruction	<u>Inadequate Award Communication</u> Full corrective action has been taken.
2019-016	Public Instruction	<u>Unallowable Award Liquidation</u> Full corrective action has been taken.
2019-048	Public Instruction	<u>Inadequate Award Communication</u> Full corrective action has been taken.
2019-050	Public Instruction	<u>Inadequate Award Communication</u> Full corrective action has been taken.
2019-051	Public Instruction	<u>Deficiencies in Cash Management Procedures</u> Full corrective action has been taken.
2019-054	Health and Human Services	<u>Inadequate Monitoring of Program Recipients</u> Full corrective action has been taken.
2019-055	Health and Human Services	<u>Deficiencies in the TANF Eligibility Determination Process</u> Partial corrective action has been taken. The NC FAST training for counties has been developed and the county staff is actively completing it. <u>Division of Child Development and Early Education</u> The Division of Child Development and Early Education (DCDEE) implemented the following: <ul style="list-style-type: none"> • The Child Welfare Fiscal Monitoring Supervisor position was filled. • All counties cited with an error were notified of the error, corrected the error, and recouped the funds associated with the error.

SUMMARY SCHEDULE OF PRIOR AUDIT FINDINGS

For the Fiscal Year Ended June 30, 2021

Original Finding Number **	State Department	Current Status of Prior Audit Finding
		<ul style="list-style-type: none"> • The Subsidy Services Technical Assistance Consultants provided instructions and guidance to correct the errors in NC FAST and reviewed policy and procedures with the county staff. • Onsite visits were temporarily suspended due to the COVID-19 Pandemic. The consultants now have virtual quarterly technical assistance (TA) meetings with their assigned counties. • The Subsidy Services Technical Assistance Consultants typically have biannual regional trainings, but these were suspended due to the COVID-19 Pandemic. However, virtual regional trainings were scheduled and completed, and the policies and procedures related to the technical and eligibility errors were reviewed as part of the trainings.
		<p><u>Division of Social Services</u></p> <p>All counties department of social services (DSS) cited with an error were:</p> <ul style="list-style-type: none"> • Notified of the error, • Provided specific instructions on how to correct the error and recoup the associated funds, • Assisted with the creation of their Program Improvement Plans, • Given thirty (30) days in writing to complete the corrective action process; and • Provided training on policy and procedures related to the technical and eligibility errors. <p>The Work First Compliance Consultant conducted the audit follow-up of the approved Program Improvement Plans.</p> <p>The quarterly onsite visits with all assigned county DSS local purchasing agencies (LPA) and the biannual regional trainings were temporarily suspended due to the COVID-19 Pandemic. The onsite visits and trainings will resume once travel is permitted to the local county offices.</p> <p><i>Anticipated Completion Date:</i> June 30, 2022.</p>
2019-057	Health and Human Services	<p><u>Subrecipient Monitoring Procedures Need Improvement</u></p> <p>Partial corrective action was taken. The Department included the required federal award information listed below on the allocation letters.</p> <ul style="list-style-type: none"> • Federal Award Identification Number (FAIN) • Identification of whether the award is research and development

SUMMARY SCHEDULE OF PRIOR AUDIT FINDINGS

For the Fiscal Year Ended June 30, 2021

Original Finding Number **	State Department	Current Status of Prior Audit Finding
		<ul style="list-style-type: none"> • Indirect Cost Rate for the Federal Award • Federal Award Date • Federal Award Project Description • Name of Federal Awarding Agency • CFDA Number <p>The Department will fully implement the federal award requirements to include the Subrecipient's Unique Entity Identifier on all allocation letters for federal funds issued to the Local Management Entities-Managed Care Organizations (LME-MCOs).</p> <p><i>Anticipated Completion Date:</i> February 1, 2022.</p>
2019-058	Health and Human Services	<p><u>Errors in Medicaid Provider Billing and Payment Process</u></p> <p>Full corrective action has been taken.</p>
2019-060	Health and Human Services	<p><u>Lack of Quality Assurance Procedures Increased Risk of Undetected Errors</u></p> <p>Partial corrective action has been taken. The Department continued to engage in efforts to enhance the monitoring procedures for Medicaid's contracted vendors, which perform prior authorization services. As of July 2020, the Department implemented monitoring plans for one of the two vendors noted in the audit report. The monitoring plan for the remaining vendor, Evicore, was finalized on August 31, 2021. However, due to the Manage Care implementation, as of December 31, 2021, Evicore's contract with the Department will not be reinstated. Prior authorization services provided by Evicore will be managed through the Pre-paid Health Plans.</p> <p><i>Date Completed:</i> August 31, 2021.</p>
2019-063	Health and Human Services	<p><u>Deficiencies in the Medicaid Eligibility Determination Process</u></p> <p>Partial corrective action has been taken. The Medicaid Operational Support team continues to utilize noted trends of errors found in audits as deemed necessary to develop future trainings. In addition, the pilot for the county staff NC FAST Certification Program launched in October 2020. All existing staff will be enrolled by January 31, 2022. Counties will continue to enroll new staff as they come onboard and will have 90 days to complete requirements going forward. All existing staff enrolled on or before January 31, 2022 should be in compliance by July 31, 2023.</p> <p>The overpayments of Medicaid claims were recouped from the relevant counties. The return of the Federal share was reported on the CMS-64 on the March 31, 2021 quarter end.</p> <p><i>Anticipated Completion Date:</i> July 31, 2023.</p>

SUMMARY SCHEDULE OF PRIOR AUDIT FINDINGS

For the Fiscal Year Ended June 30, 2021

Original Finding Number **	State Department	Current Status of Prior Audit Finding
2019-064	Health and Human Services	<p><u>Business Continuity and Disaster Recovery Plan Not Tested</u></p> <p>Full corrective action has been taken.</p>
2019-065	Health and Human Services	<p><u>Delayed Remediation of Weaknesses</u></p> <p>Full corrective action has been taken.</p>
2019-066	Health and Human Services	<p><u>Delayed Remediation of Weaknesses</u></p> <p>Partial corrective action has been taken. The Department is committed to maintaining information security and system access controls. As a result, we have implemented corrective actions to address the risks identified by the audit team. These corrective actions have been detailed in a response separately submitted to the State Auditor. Any potential security risks or noncompliance are given the highest priority by the Department and corrective actions will be monitored.</p>
2019-067	Health and Human Services	<p><u>Subrecipient Monitoring Procedures Need Improvement</u></p> <p>Partial corrective action has been taken. The Department revised its Annual Systems Performance Review (ASPR) monitoring tools for the seven Local Management Entity-Managed Care Organizations (LME-MCO) to include the Opioid State Targeted Response (Opioid) grant. The corrective action was not fully implemented as a regulatory pause was implemented in March 2020 and continues to date due to the Coronavirus (Covid-19) pandemic. Once the regulatory pause is lifted by the Department, the Division of Mental Health, Developmental Disabilities and Substance Abuse Services will reengage with planned monitoring and full correction action will be achieved. This is expected to be completed by October 31, 2022.</p> <p>Further, the Department processes were updated to ensure that the federal regulations requiring specific award notifications are met. The allocation letters to subrecipients were updated to include all required federal award information and are currently in active use. The process requires the use of a template that includes all required elements for allocation letters.</p>
2019-069	Health and Human Services	<p><u>Subrecipient Monitoring Needs Improvement</u></p> <p>Partial corrective action has been taken. This prior audit finding contains two elements:</p> <ul style="list-style-type: none"> The Department continues to make significant progress on the subrecipient monitoring plan to achieve current status with the annual settlement reviews at the Local Management Entity-Managed Care Organizations (LME-MCOs). The state fiscal years (SFY) 2018 and 2019 cycles started as planned in early 2020. The earliest the SFY 2019 audit could be engaged was January 2020. The LME-MCO's settlement audit cycle was considered current as of those engagements.

SUMMARY SCHEDULE OF PRIOR AUDIT FINDINGS

For the Fiscal Year Ended June 30, 2021

Original Finding Number **	State Department	Current Status of Prior Audit Finding
		<p>Further, the corrective action has not been fully implemented as a regulatory pause was implemented by the Department in March 2020 and continuous to date due to the Coronavirus (Covid-19) pandemic having significant impact on continued progress. Once the regulatory pause is lifted by the Department, the Division of Mental Health, Developmental Disabilities and Substance Abuse Services will reengage with planned monitoring (settlement reviews). This is expected to be complete by October 2022.</p> <ul style="list-style-type: none"> The Department's processes were updated to ensure that the federal regulations requiring specific award notifications are met. The allocation letters to subrecipients were updated to include all required elements for allocation letters, federal award information, and are currently in active use, which completes the process.
2020-001	Public Safety/ NC Governor's Crime Commission	<p><u>Inadequate Subrecipient Monitoring</u></p> <p>Full corrective action has been taken.</p>
2020-002	Elizabeth City State University	<p><u>Information Security Program Does Not Meet Minimum Federal Requirements</u></p> <p>Partial corrective action has been taken. IT management persists with intentional improvement to resolve this finding. A talent search is still ongoing to secure a qualified ISO candidate. Compliance risk for data security has been mitigated internally and externally via distribution of operational security functions among IT Client Services, IT Network Services, and third-party firms (Red Canary, Micro Electronics Center of North Carolina (MCNC), and Presidio). vCISO (Presidio) has been retained for a one-year project to coordinate the University security program, which includes the GLBA risk assessment that has an anticipated completion date of December 2021.</p> <p>Per Federal Regulation 16 CFR 314.4 which supports GLBA training and management compliance, a documented risk assessment would govern employee training and management to facilitate the design and implementation of appropriate safeguards to students' financial information.</p> <p>A suite of information security awareness trainings should at a minimum consist of scams, email, messaging, and device security for employees and contractors that access and interact with Title IV data for their responsibilities. The University currently provides FERPA training via Safe Colleges and IT provides KnowBe4 GLBA: Information Security Awareness training for pertinent employees inclusive of these components. This training should also include relevant policies, standards and procedures which are forthcoming after completion of the risk assessment. Once completed, management will be able to reassess the training and management compliance with the ECSU Enterprise Risk Management and leadership.</p> <p>Employees that interact with Title IV data completed Safe Colleges FERPA training and KnowBe4 GLBA: Information Security Awareness completed compliance training for FY2021.</p>

SUMMARY SCHEDULE OF PRIOR AUDIT FINDINGS

For the Fiscal Year Ended June 30, 2021

Original Finding Number **	State Department	Current Status of Prior Audit Finding
		<p>The search for the ISO remains open. ECSU is challenged by the market's cyber talent shortage. In the interim, the university is coordinating the information security program utilizing current employees and industry partners. Since the response in August, the university has partnered with MCNC's Security Advisory Services and completed the ISO 27002 Maturity Assessment followed by a complete review of its cybersecurity program and policies against industry standards and best practices. ECSU has contracted MCNC to assist with development, documentation, and delivery of a comprehensive Information Security policy driven by the earlier ISO 27002 maturity assessment results. We will start this effort on October 28 with a projected completion date of December 15, 2021. Furthermore, ECSU has partnered with Presidio, one of the industry leading IT service providers, to launch the one-year vCISO engagement along with a two-month long GLBA risk assessment project. Both projects will begin early November 2021. The vCISO will serve as the designated entity to coordinate the information security program as required by federal regulations. The one year-long vCISO engagement offers the following outcomes:</p> <ul style="list-style-type: none"> • Creation of a Cybersecurity Strategy and Objectives • Security Program Development • Information Security Policy and Standards Development • Regulatory, Compliance, Privacy, and Contractual Oversight • Risk Prioritization • Executive and Board Level Reporting & Metrics • Managed Security Services • Breach Remediation and Incident Response <p>The Division of Information Technology distributed the following daily operational security functions across the team:</p> <ul style="list-style-type: none"> • Email Phishing and Spam remediation is performed by Network Services. • DUO 2-Factor Authentication maintained by Network Services and IT Client Services. • Endpoint security. Sophos Antimalware is primarily handled by IT Client Services with Network Services serving as the escalation point. Carbon Black Ransomware protection first response is handled by IT Client Services and escalated to Red Canary (a remote security monitoring firm) for serious incidents.

SUMMARY SCHEDULE OF PRIOR AUDIT FINDINGS

For the Fiscal Year Ended June 30, 2021

Original Finding Number **	State Department	Current Status of Prior Audit Finding
		<ul style="list-style-type: none"> • Campus Cybersecurity tips and alerts are handled by Network Services. • Edge Firewall monitoring and maintenance is handled by Network Services.
		ECSU employees who interact with the student financial data have completed the Know4 GLBA: Information Security Awareness Training.
2020-003	Fayetteville State University	<u>Untimely Return of Title IV Funds</u> Full corrective action has been taken.
2020-004	North Carolina Agricultural and Technical State University	<u>Deficiencies in Cash Management</u> Full corrective action has been taken.
2020-005	Roanoke-Chowan Community College	<u>Errors in Return of Title IV Funds</u> Full corrective action has been taken.
2020-006	Roanoke-Chowan Community College	<u>Information Security Program Does Not Meet Minimum Federal Requirements</u> Full corrective action has been taken.
2020-007	Public Instruction	<u>Funds Reserved for School Improvement Activities Used Elsewhere</u> Full corrective action has been taken.
2020-008	Public Instruction	<u>Inadequate Award Communication</u> Full corrective action has been taken.
2020-009	Public Instruction	<u>Unallowable Award Liquidation</u> Full corrective action has been taken.
2020-010	Public Instruction	<u>Inadequate Award Communication</u> Full corrective action has been taken.
2020-011	Elizabeth City State University	<u>Information Security Program Does Not Meet Minimum Federal Requirements</u> Partial corrective action has been taken. IT management persists with intentional improvement to resolve this finding. A talent search is still ongoing to secure a qualified ISO candidate. Compliance risk for data security has been mitigated internally and externally via distribution of operational security functions among IT Client Services, IT Network Services, and third-party firms (Red Canary, Micro Electronics Center of North Carolina (MCNC), and Presidio). vCISO (Presidio) has been retained for a one-year project to

SUMMARY SCHEDULE OF PRIOR AUDIT FINDINGS

For the Fiscal Year Ended June 30, 2021

Original Finding Number **	State Department	Current Status of Prior Audit Finding
		<p>coordinate the University security program, which includes the GLBA risk assessment that has an anticipated completion date of December 2021.</p> <p>Per Federal Regulation 16 CFR 314.4 which supports GLBA training and management compliance, a documented risk assessment would govern employee training and management to facilitate the design and implementation of appropriate safeguards to students' financial information.</p> <p>A suite of information security awareness trainings should at a minimum consist of scams, email, messaging, and device security for employees and contractors that access and interact with Title IV data for their responsibilities. The University currently provides FERPA training via Safe Colleges and IT provides KnowBe4 GLBA: Information Security Awareness training for pertinent employees inclusive of these components. This training should also include relevant policies, standards and procedures which are forthcoming after completion of the risk assessment. Once completed, management will be able to reassess the training and management compliance with the ECSU Enterprise Risk Management and leadership.</p> <p>Employees that interact with Title IV data completed Safe Colleges FERPA training and KnowBe4 GLBA: Information Security Awareness completed compliance training for FY2021.</p> <p>The search for the ISO remains open. ECSU is challenged by the market's cyber talent shortage. In the interim, the university is coordinating the information security program utilizing current employees and industry partners. Since the response in August, the university has partnered with MCNC's Security Advisory Services and completed the ISO 27002 Maturity Assessment followed by a complete review of its cybersecurity program and policies against industry standards and best practices. ECSU has contracted MCNC to assist with development, documentation, and delivery of a comprehensive Information Security policy driven by the earlier ISO 27002 maturity assessment results. We will start this effort on October 28 with a projected completion date of December 15, 2021. Furthermore, ECSU has partnered with Presidio, one of the industry leading IT service providers, to launch the one-year vCISO engagement along with a two-month long GLBA risk assessment project. Both projects will begin early November 2021. The vCISO will serve as the designated entity to coordinate the information security program as required by federal regulations. The one year-long vCISO engagement offers the following outcomes:</p> <ul style="list-style-type: none"> • Creation of a Cybersecurity Strategy and Objectives • Security Program Development • Information Security Policy and Standards Development • Regulatory, Compliance, Privacy, and Contractual Oversight • Risk Prioritization

SUMMARY SCHEDULE OF PRIOR AUDIT FINDINGS

For the Fiscal Year Ended June 30, 2021

Original Finding Number **	State Department	Current Status of Prior Audit Finding
		<ul style="list-style-type: none"> • Executive and Board Level Reporting & Metrics • Managed Security Services • Breach Remediation and Incident Response <p>The Division of Information Technology distributed the following daily operational security functions across the team:</p> <ul style="list-style-type: none"> • Email Phishing and Spam remediation is performed by Network Services. • DUO 2-Factor Authentication maintained by Network Services and IT Client Services. • Endpoint security. Sophos Antimalware is primarily handled by IT Client Services with Network Services serving as the escalation point. Carbon Black Ransomware protection first response is handled by IT Client Services and escalated to Red Canary (a remote security monitoring firm) for serious incidents. • Campus Cybersecurity tips and alerts are handled by Network Services. • Edge Firewall monitoring and maintenance is handled by Network Services. <p>ECSU employees who interact with the student financial data have completed the Knowb4 GLBA: Information Security Awareness Training.</p>
2020-012	North Carolina Agricultural and Technical State University	<u>Deficiencies in Cash Management</u> Full corrective action has been taken.
2020-013	Roanoke-Chowan Community College	<u>Information Security Program Does Not Meet Minimum Federal Requirements</u> Full corrective action has been taken.
2020-014	Public Instruction	<u>Inadequate Award Communication</u> Full corrective action has been taken.
2020-015	Cleveland Community College	<u>Deficiencies in Transfer Monitoring</u> Full corrective action has been taken.
2020-016	Elizabeth City State University	<u>Enrollment Status Reporting Errors</u> Full corrective action has been taken.

SUMMARY SCHEDULE OF PRIOR AUDIT FINDINGS

For the Fiscal Year Ended June 30, 2021

Original Finding Number **	State Department	Current Status of Prior Audit Finding
2020-017	Elizabeth City State University	<p><u>Information Security Program Does Not Meet Minimum Federal Requirements</u></p> <p>Partial corrective action has been taken. IT management persists with intentional improvement to resolve this finding. A talent search is still ongoing to secure a qualified ISO candidate. Compliance risk for data security has been mitigated internally and externally via distribution of operational security functions among IT Client Services, IT Network Services, and third-party firms (Red Canary, Micro Electronics Center of North Carolina (MCNC), and Presidio). vCISO (Presidio) has been retained for a one-year project to coordinate the University security program, which includes the GLBA risk assessment that has an anticipated completion date of December 2021.</p> <p>Per Federal Regulation 16 CFR 314.4 which supports GLBA training and management compliance, a documented risk assessment would govern employee training and management to facilitate the design and implementation of appropriate safeguards to students' financial information.</p> <p>A suite of information security awareness trainings should at a minimum consist of scams, email, messaging, and device security for employees and contractors that access and interact with Title IV data for their responsibilities. The University currently provides FERPA training via Safe Colleges and IT provides KnowBe4 GLBA: Information Security Awareness training for pertinent employees inclusive of these components. This training should also include relevant policies, standards and procedures which are forthcoming after completion of the risk assessment. Once completed, management will be able to reassess the training and management compliance with the ECSU Enterprise Risk Management and leadership.</p> <p>Employees that interact with Title IV data completed Safe Colleges FERPA training and KnowBe4 GLBA: Information Security Awareness completed compliance training for FY2021.</p> <p>The search for the ISO remains open. ECSU is challenged by the market's cyber talent shortage. In the interim, the university is coordinating the information security program utilizing current employees and industry partners. Since the response in August, the university has partnered with MCNC's Security Advisory Services and completed the ISO 27002 Maturity Assessment followed by a complete review of its cybersecurity program and policies against industry standards and best practices. ECSU has contracted MCNC to assist with development, documentation, and delivery of a comprehensive Information Security policy driven by the earlier ISO 27002 maturity assessment results. We will start this effort on October 28 with a projected completion date of December 15, 2021. Furthermore, ECSU has partnered with Presidio, one of the industry leading IT service providers, to launch the one-year vCISO engagement along with a two-month long GLBA risk assessment project. Both projects will begin early November 2021. The vCISO will serve as the designated entity to coordinate the information security program as required by federal regulations. The one year-long vCISO engagement offers the following outcomes:</p>

SUMMARY SCHEDULE OF PRIOR AUDIT FINDINGS

For the Fiscal Year Ended June 30, 2021

Original Finding Number **	State Department	Current Status of Prior Audit Finding
		<ul style="list-style-type: none"> • Creation of a Cybersecurity Strategy and Objectives • Security Program Development • Information Security Policy and Standards Development • Regulatory, Compliance, Privacy, and Contractual Oversight • Risk Prioritization • Executive and Board Level Reporting & Metrics • Managed Security Services • Breach Remediation and Incident Response <p>The Division of Information Technology distributed the following daily operational security functions across the team:</p> <ul style="list-style-type: none"> • Email Phishing and Spam remediation is performed by Network Services. • DUO 2-Factor Authentication maintained by Network Services and IT Client Services. • Endpoint security. Sophos Antimalware is primarily handled by IT Client Services with Network Services serving as the escalation point. Carbon Black Ransomware protection first response is handled by IT Client Services and escalated to Red Canary (a remote security monitoring firm) for serious incidents. • Campus Cybersecurity tips and alerts are handled by Network Services. • Edge Firewall monitoring and maintenance is handled by Network Services. <p>ECSU employees who interact with the student financial data have completed the Knowb4 GLBA: Information Security Awareness Training.</p>
2020-018	Fayetteville State University	<u>Enrollment Status Reporting Errors</u> Full corrective action has been taken.
2020-019	Fayetteville State University	<u>Untimely Return of Title IV Funds</u> Full corrective action has been taken.
2020-020	North Carolina Agricultural and Technical State University	<u>Deficiencies in Cash Management</u> Full corrective action has been taken.

SUMMARY SCHEDULE OF PRIOR AUDIT FINDINGS

For the Fiscal Year Ended June 30, 2021

Original Finding Number **	State Department	Current Status of Prior Audit Finding
2020-021	Roanoke-Chowan Community College	<p><u>Enrollment Status Reporting Errors</u></p> <p>Full corrective action has been taken.</p>
2020-022	Roanoke-Chowan Community College	<p><u>Errors in Return of Title IV Funds</u></p> <p>Full corrective action has been taken.</p>
2020-023	Roanoke-Chowan Community College	<p><u>Information Security Program Does Not Meet Minimum Federal Requirements</u></p> <p>Full corrective action has been taken.</p>
2020-024	Public Instruction	<p><u>Inadequate Award Communication</u></p> <p>Full corrective action has been taken.</p>
2020-025	Elizabeth City State University	<p><u>Enrollment Status Reporting Errors</u></p> <p>Full corrective action has been taken.</p>
2020-026	Elizabeth City State University	<p><u>Information Security Program Does Not Meet Minimum Federal Requirements</u></p> <p>Partial corrective action has been taken. IT management persists with intentional improvement to resolve this finding. A talent search is still ongoing to secure a qualified ISO candidate. Compliance risk for data security has been mitigated internally and externally via distribution of operational security functions among IT Client Services, IT Network Services, and third-party firms (Red Canary, Micro Electronics Center of North Carolina (MCNC), and Presidio). vCISO (Presidio) has been retained for a one-year project to coordinate the University security program, which includes the GLBA risk assessment that has an anticipated completion date of December 2021.</p> <p>Per Federal Regulation 16 CFR 314.4 which supports GLBA training and management compliance, a documented risk assessment would govern employee training and management to facilitate the design and implementation of appropriate safeguards to students' financial information.</p> <p>A suite of information security awareness trainings should at a minimum consist of scams, email, messaging, and device security for employees and contractors that access and interact with Title IV data for their responsibilities. The University currently provides FERPA training via Safe Colleges and IT provides KnowBe4 GLBA: Information Security Awareness training for pertinent employees inclusive of these components. This training should also include relevant policies, standards and procedures which are forthcoming after completion of the risk assessment. Once completed, management will be able to reassess the training and management compliance with the ECSU Enterprise Risk Management and leadership.</p> <p>Employees that interact with Title IV data completed Safe Colleges FERPA training and KnowBe4 GLBA: Information Security Awareness completed compliance training for FY2021.</p>

SUMMARY SCHEDULE OF PRIOR AUDIT FINDINGS

For the Fiscal Year Ended June 30, 2021

Original Finding Number **	State Department	Current Status of Prior Audit Finding
		<p>The search for the ISO remains open. ECSU is challenged by the market's cyber talent shortage. In the interim, the university is coordinating the information security program utilizing current employees and industry partners. Since the response in August, the university has partnered with MCNC's Security Advisory Services and completed the ISO 27002 Maturity Assessment followed by a complete review of its cybersecurity program and policies against industry standards and best practices. ECSU has contracted MCNC to assist with development, documentation, and delivery of a comprehensive Information Security policy driven by the earlier ISO 27002 maturity assessment results. We will start this effort on October 28 with a projected completion date of December 15, 2021. Furthermore, ECSU has partnered with Presidio, one of the industry leading IT service providers, to launch the one-year vCISO engagement along with a two-month long GLBA risk assessment project. Both projects will begin early November 2021. The vCISO will serve as the designated entity to coordinate the information security program as required by federal regulations. The one year-long vCISO engagement offers the following outcomes:</p> <ul style="list-style-type: none"> • Creation of a Cybersecurity Strategy and Objectives • Security Program Development • Information Security Policy and Standards Development • Regulatory, Compliance, Privacy, and Contractual Oversight • Risk Prioritization • Executive and Board Level Reporting & Metrics • Managed Security Services • Breach Remediation and Incident Response <p>The Division of Information Technology distributed the following daily operational security functions across the team:</p> <ul style="list-style-type: none"> • Email Phishing and Spam remediation is performed by Network Services. • DUO 2-Factor Authentication maintained by Network Services and IT Client Services. • Endpoint security. Sophos Antimalware is primarily handled by IT Client Services with Network Services serving as the escalation point. Carbon Black Ransomware protection first response is handled by IT Client Services and escalated to Red Canary (a remote security monitoring firm) for serious incidents.

SUMMARY SCHEDULE OF PRIOR AUDIT FINDINGS

For the Fiscal Year Ended June 30, 2021

Original Finding Number **	State Department	Current Status of Prior Audit Finding
		<ul style="list-style-type: none"> • Campus Cybersecurity tips and alerts are handled by Network Services. • Edge Firewall monitoring and maintenance is handled by Network Services.
		ECSU employees who interact with the student financial data have completed the Knowb4 GLBA: Information Security Awareness Training.
2020-027	Fayetteville State University	<u>Enrollment Status Reporting Errors</u> Full corrective action has been taken.
2020-028	Fayetteville State University	<u>Untimely Return of Title IV Funds</u> Full corrective action has been taken.
2020-029	North Carolina Agricultural and Technical State University	<u>Deficiencies in Cash Management</u> Full corrective action has been taken.
2020-030	Public Instruction	<u>Inadequate Award Communication</u> Full corrective action has been taken.
2020-031	Elizabeth City State University	<u>Information Security Program Does Not Meet Minimum Federal Requirements</u> <p>Partial corrective action has been taken. IT management persists with intentional improvement to resolve this finding. A talent search is still ongoing to secure a qualified ISO candidate. Compliance risk for data security has been mitigated internally and externally via distribution of operational security functions among IT Client Services, IT Network Services, and third-party firms (Red Canary, Micro Electronics Center of North Carolina (MCNC), and Presidio). vCISO (Presidio) has been retained for a one-year project to coordinate the University security program, which includes the GLBA risk assessment that has an anticipated completion date of December 2021.</p> <p>Per Federal Regulation 16 CFR 314.4 which supports GLBA training and management compliance, a documented risk assessment would govern employee training and management to facilitate the design and implementation of appropriate safeguards to students' financial information.</p> <p>A suite of information security awareness trainings should at a minimum consist of scams, email, messaging, and device security for employees and contractors that access and interact with Title IV data for their responsibilities. The University currently provides FERPA training via Safe Colleges and IT provides KnowBe4 GLBA: Information Security Awareness training for pertinent employees inclusive of these components. This training should also include relevant policies, standards and procedures which are forthcoming after completion of the risk assessment. Once completed, management will be</p>

SUMMARY SCHEDULE OF PRIOR AUDIT FINDINGS

For the Fiscal Year Ended June 30, 2021

Original Finding Number **	State Department	Current Status of Prior Audit Finding
		<p>able to reassess the training and management compliance with the ECSU Enterprise Risk Management and leadership.</p> <p>Employees that interact with Title IV data completed Safe Colleges FERPA training and KnowBe4 GLBA: Information Security Awareness completed compliance training for FY2021.</p> <p>The search for the ISO remains open. ECSU is challenged by the market's cyber talent shortage. In the interim, the university is coordinating the information security program utilizing current employees and industry partners. Since the response in August, the university has partnered with MCNC's Security Advisory Services and completed the ISO 27002 Maturity Assessment followed by a complete review of its cybersecurity program and policies against industry standards and best practices. ECSU has contracted MCNC to assist with development, documentation, and delivery of a comprehensive Information Security policy driven by the earlier ISO 27002 maturity assessment results. We will start this effort on October 28 with a projected completion date of December 15, 2021. Furthermore, ECSU has partnered with Presidio, one of the industry leading IT service providers, to launch the one-year vCISO engagement along with a two-month long GLBA risk assessment project. Both projects will begin early November 2021. The vCISO will serve as the designated entity to coordinate the information security program as required by federal regulations. The one year-long vCISO engagement offers the following outcomes:</p> <ul style="list-style-type: none"> • Creation of a Cybersecurity Strategy and Objectives • Security Program Development • Information Security Policy and Standards Development • Regulatory, Compliance, Privacy, and Contractual Oversight • Risk Prioritization • Executive and Board Level Reporting & Metrics • Managed Security Services • Breach Remediation and Incident Response <p>The Division of Information Technology distributed the following daily operational security functions across the team:</p> <ul style="list-style-type: none"> • Email Phishing and Spam remediation is performed by Network Services. • DUO 2-Factor Authentication maintained by Network Services and IT Client Services. • Endpoint security. Sophos Antimalware is primarily handled by IT Client Services with Network Services serving as the escalation point.

SUMMARY SCHEDULE OF PRIOR AUDIT FINDINGS

For the Fiscal Year Ended June 30, 2021

Original Finding Number **	State Department	Current Status of Prior Audit Finding
		Carbon Black Ransomware protection first response is handled by IT Client Services and escalated to Red Canary (a remote security monitoring firm) for serious incidents.
		<ul style="list-style-type: none"> • Campus Cybersecurity tips and alerts are handled by Network Services. • Edge Firewall monitoring and maintenance is handled by Network Services.
		ECSU employees who interact with the student financial data have completed the Know4 GLBA: Information Security Awareness Training.
2020-032	North Carolina Agricultural and Technical State University	<u>Deficiencies in Cash Management</u> Full corrective action has been taken.
2020-033	Health and Human Services	<u>Inadequate Monitoring of Program Expenditures</u> Full corrective action has been taken.
2020-034	Health and Human Services	<u>Deficiencies in the Adoption Assistance Title IV-E Eligibility Determination Process</u> Full corrective action has been taken.
2020-035	Health and Human Services	<u>Deficiencies in the CHIP and Medicaid Provider Enrollment and Termination Process</u> <p>Partial corrective action has been taken. The Department created Customer Service Request (CSR) 2435 to require primary source verification for all provider types including organizations for all re-verification/re-credentialing applications. The CSR has a target implementation date of October 24, 2021. However, provider re-verification/re-credentialing will continue to be suspended until the end of the public health emergency.</p> <p>In addition, the Department created CSR 2460 to automate screening searches in the NC Provider Penalty Tracking Database (PPTD) and the CMS Adverse Action Report (AAR). The CSR has a target implementation date of January 30, 2022. The Fiscal Agent, General Dynamics Information Technology (GDIT), provided additional training to their staff on reviewing and following up on the NC PPTD and AAR screening results.</p> <p>The Department continues to monitor applications monthly per the Provider Operations Monitoring Plan procedure to ensure the Fiscal Agent accurately follows up on results from background and database checks, including the NC Provider Penalty Tracking database, as required. Effective November 16, 2020, the Fiscal Agent assumed responsibility for most denial and termination application determinations. Per CSR 2300, Ongoing Operations for Provider Hearings, Appeals, Terminations and Denials, new monitoring procedure and monitoring tool were implemented effective March 17, 2021. The procedure and tool are used to monitor a minimum of 25 applications per month with negative background findings. Deficiencies cited</p>

SUMMARY SCHEDULE OF PRIOR AUDIT FINDINGS

For the Fiscal Year Ended June 30, 2021

Original Finding Number **	State Department	Current Status of Prior Audit Finding
		<p>by the Department are shared with the Fiscal Agent to take corrective action to address both system and performance issues related to monitoring results. The Department also has biweekly meetings with the Fiscal Agent to discuss concerns related to daily operations for provider enrollment and credentialing.</p> <p><i>Anticipated Completion Date:</i> January 30, 2022.</p>
2020-036	Health and Human Services	<p><u>CHIP and Medicaid Provider Enrollment Screening Process Needs Improvement</u></p> <p>Partial corrective action has been taken. The Department is taking a phased approach for implementing the ownership screening process because there is no single resource for verification of ownership. In phase one, the Department created Customer Service Request (CSR) 2481 to require the Fiscal Agent, General Dynamics Information Technology (GDIT), to perform ownership screening by comparing the owners and managing employees disclosed by in-state organizational providers during initial enrollment against Medicare's Provider Enrollment Chain and Ownership System (PECOS) enrollment data prior to enrollment. The CSR will also create an attestation statement for providers to acknowledge the accuracy and completeness of the business type and owners, agents, and managing employees. The target implementation date for the CSR 2481 is October 24, 2021. After phase one is implemented and any issues are addressed, the Department will work with the Centers for Medicare & Medicaid Services (CMS) on phase two. Phase two will expand the ownership screening process to include in-state, border, and out-of-state organization providers during initial enrollment and re-verification. The Department anticipates phase two implementation to occur when the Provider Data Management/Credential Verification Organization (PDM/CVO) initiative goes live.</p> <p><i>Anticipated Completion Date:</i> January 31, 2024.</p>
2020-037	Health and Human Services	<p><u>Errors in Medicaid Provider Billing and Payment Process</u></p> <p>Partial corrective action has been taken. The Department analyzed each claim error and took the appropriate corrective action. On September 7, 2020, the Department issued a File Maintenance Request (FMR) to the fiscal agent, General Dynamics Information Technology (GDIT), to reprocess claims that were incorrectly paid to Medicaid providers. The Department followed up with GDIT on March 2, 2021 to evaluate and correct any remaining claims reprocessing issues. The Department will continue collaborative efforts with the fiscal agent to ensure clear conveyance and understanding of information regarding claims reprocessing.</p> <p>The Department will conduct a six-month post payment review of the affected providers' fee-for-service paid claims to ensure errors are not recurring.</p> <p>Education letters were mailed to providers with overpayments on August 25, 2021 to reiterate compliance requirements regarding correct billing practices. A Medicaid Bulletin was published on August 31, 2021 on how providers can reduce the likelihood of future documentation errors.</p>

SUMMARY SCHEDULE OF PRIOR AUDIT FINDINGS

For the Fiscal Year Ended June 30, 2021

Original Finding Number **	State Department	Current Status of Prior Audit Finding
		<p>Furthermore, educational training is continually offered on-line via the NC Tracks portal.</p> <p>The Federal share of \$40 in questioned cost will be reported on the CMS-64 line 10A on the December 31, 2021 quarter end report.</p> <p><i>Anticipated Completion Date:</i> December 31, 2021.</p>
2020-038	Health and Human Services	<p><u>Lack of Quality Assurance Procedures Increased Risk of Undetected Errors</u></p> <p>Partial corrective action has been taken. The Department continued to engage in efforts to enhance the monitoring procedures for Medicaid's contracted vendors, which perform prior authorization services. As of July 2020, the Department implemented monitoring plans for one of the two vendors noted in the audit report. The monitoring plan for the remaining vendor, Evicore, was finalized on August 31, 2021. However, due to the Manage Care implementation, as of December 31, 2021, Evicore's contract with the Department will not be reinstated. Prior authorization services provided by Evicore will be managed through the Pre-paid Health Plans.</p> <p><i>Date Completed:</i> August 31, 2021.</p>
2020-039	Health and Human Services	<p><u>Deficiencies in the CHIP and Medicaid Provider Enrollment and Termination Process</u></p> <p>Partial corrective action has been taken. The Department created Customer Service Request (CSR) 2435 to require primary source verification for all provider types including organizations for all re-verification/re-credentialing applications. The CSR has a target implementation date of October 24, 2021. However, provider re-verification/re-credentialing will continue to be suspended until the end of the public health emergency.</p> <p>In addition, the Department created CSR 2460 to automate screening searches in the NC Provider Penalty Tracking Database (PPTD) and the CMS Adverse Action Report (AAR). The CSR has a target implementation date of January 30, 2022. The Fiscal Agent, General Dynamics Information Technology (GDIT), provided additional training to their staff on reviewing and following up on the NC PPTD and AAR screening results.</p> <p>The Department continues to monitor applications monthly per the Provider Operations Monitoring Plan procedure to ensure the Fiscal Agent accurately follows up on results from background and database checks, including the NC Provider Penalty Tracking database, as required. Effective November 16, 2020, the Fiscal Agent assumed responsibility for most denial and termination application determinations. Per CSR 2300, Ongoing Operations for Provider Hearings, Appeals, Terminations and Denials, new monitoring procedure and monitoring tool were implemented effective March 17, 2021. The procedure and tool are used to monitor a minimum of 25 applications per month with negative background findings. Deficiencies cited by the Department are shared with the Fiscal Agent to take corrective action to address both system and performance issues related to monitoring results.</p>

SUMMARY SCHEDULE OF PRIOR AUDIT FINDINGS

For the Fiscal Year Ended June 30, 2021

Original Finding Number **	State Department	Current Status of Prior Audit Finding
		<p>The Department also has biweekly meetings with the Fiscal Agent to discuss concerns related to daily operations for provider enrollment and credentialing.</p> <p><i>Anticipated Completion Date:</i> January 30, 2022.</p>
2020-040	Health and Human Services	<p><u>CHIP and Medicaid Provider Enrollment Screening Process Needs Improvement</u></p> <p>Partial corrective action has been taken. The Department is taking a phased approach for implementing the ownership screening process because there is no single resource for verification of ownership. In phase one, the Department created Customer Service Request (CSR) 2481 to require the Fiscal Agent, General Dynamics Information Technology (GDIT), to perform ownership screening by comparing the owners and managing employees disclosed by in-state organizational providers during initial enrollment against Medicare's Provider Enrollment Chain and Ownership System (PECOS) enrollment data prior to enrollment. The CSR will also create an attestation statement for providers to acknowledge the accuracy and completeness of the business type and owners, agents, and managing employees. The target implementation date for the CSR 2481 is October 24, 2021. After phase one is implemented and any issues are addressed, the Department will work with the Centers for Medicare & Medicaid Services (CMS) on phase two. Phase two will expand the ownership screening process to include in-state, border, and out-of-state organization providers during initial enrollment and re-verification. The Department anticipates phase two implementation to occur when the Provider Data Management/Credential Verification Organization (PDM/CVO) initiative goes live.</p> <p><i>Anticipated Completion Date:</i> January 31, 2024.</p>

** The first four digits denote the June 30 fiscal year-end in which the finding initially occurred.

**Corrective Action Plan
For the Year Ended June 30, 2021**



State of North Carolina Office of the State Controller

LINDA COMBS
STATE CONTROLLER

March 30, 2022

The Honorable Beth A. Wood, State Auditor
Office of the State Auditor
2 South Salisbury Street
20601 Mail Service Center
Raleigh, North Carolina 27699-0600

Dear Auditor Wood:

We are providing the following corrective action plans for findings identified in connection with your audit of the major federal programs of the State of North Carolina for the year ended June 30, 2021, in accordance with the Single Audit Act and the audit requirements of Title 2 U.S. Code of Federal Regulations (CFR) Part 200, *Uniform Administrative Requirements, Cost Principles, and Audit Requirements for Federal Awards* (Uniform Guidance). In accordance with 2 CFR 200.511(c), a corrective action plan, separate from the previously provided management's written response, has been prepared for each audit finding. The corrective action plan includes the corrective actions planned, the anticipated completion date, and the contact information for the person responsible for implementing the corrective action.

Respectfully Submitted,

Linda Combs

MAILING ADDRESS: 1410 Mail Service Center, Raleigh, North Carolina 27699-1410
STREET ADDRESS: 3512 Bush Street, Raleigh, North Carolina 27609
Phone (919) 707-0500 ~ <http://www.osc.nc.gov> ~~ An EEO/AA/AWD Employer

CORRECTIVE ACTION PLAN

For the Fiscal Year Ended June 30, 2021

Finding Number	Department/ Contact Person/ Phone Number	Corrective Action Planned
2021-001	Office of the Governor – Office of State Budget and Management Stephanie McGarrah (984) 202-4267	<p><u>Inadequate Monitoring of Coronavirus Relief Funds</u></p> <p>The corrective action plan includes the following activities:</p> <ul style="list-style-type: none"> • Add additional monitoring staff and reorganize the grants management team to improve monitoring activities. • Develop standard operating procedures and provide training to new and existing staff. • Deploy grants management system to aid in management of documents and monitoring activities. <p><i>Anticipated Completion Date:</i> Additional monitoring staff added in April through August 2021; Standard operating procedures and training underway and will be completed in summer 2022; Grants management system developed and to be fully deployed in spring 2022.</p>
2021-002	Public Safety Amanda Stapleton (919) 418-0554	<p><u>Errors in Program Spending</u></p> <p>For the payments where NCORR agrees with the finding, the Department will conduct additional case management, reclassification, or recapture (as appropriate). Two utility checks were returned to NCORR as of December 2021. For the errors in transfer expenditures, corrections were completed in the accounting system in January 2022.</p> <p><i>Anticipated Completion Date:</i> Partial corrective action was completed in December 2021 and January 2022. Full corrective action will be taken in Fiscal Year 2023.</p>
2021-003	Public Safety Amanda Stapleton (919) 418-0554	<p><u>Inaccurate Reporting</u></p> <p>NCORR produced updated monthly reports on November 5th, 2021, however recognize that further reconciliation efforts are necessary. The Department has further developed the application system of record to align more closely with the accounting system. Therefore, data provided for future reports are a more accurate representation of assistance provided. Additionally, NCORR staff have become more accustomed to Treasury reporting requirements since the initial reports were produced.</p> <p><i>Anticipated Completion Date:</i> Partial corrective action was taken in November 2021. Full corrective action will be taken in Fiscal Year 2023.</p>
2021-004	Forsyth Technical Community College Michelle Dancho (336) 757-3710 Adina Long (336) 734-7272	<p><u>Enrollment Status Reporting Errors</u></p> <p>To assist with succession planning, we will have all management staff, and/or at least 3 members of our respective departments attend the current FSA NSLDS virtual training #7 <u>FSA Training Conference: 2021 Sessions (ed.gov)</u> involving enrollment reporting and NSLDS. We will also attend the most current National Clearinghouse training to assist with resolving reporting errors as well. We will revisit the most current versions of these trainings as</p>

CORRECTIVE ACTION PLAN

For the Fiscal Year Ended June 30, 2021

Finding Number	Department/ Contact Person/ Phone Number	Corrective Action Planned
		<p>new staff members join our team. Finally, we will sample our population having a variety of status changes; to include graduating students, and conduct a test audit using NSLDS to ensure we prevent and/or resolve any issues that may present regarding our enrollment reporting.</p> <p><i>Anticipated Completion Date:</i> June 30, 2022.</p>
2021-005	Pamlico Community College Jamie Gibbs (252) 249-1851 Ext 3021	<p><u>Enrollment Status Reporting Errors</u></p> <p>Additional verification procedures have been implemented between the Pamlico Community College offices of the Registrar and Financial Aid. Specifically:</p> <ul style="list-style-type: none"> • The Registrar will pull a monthly enrollment report to submit to the National Student Clearing House (NSC) to update enrollment changes that have occurred. • The Registrar will provide a copy of this enrollment report to the Financial Aid Director who will then reconcile it to the National Student Loan Data System (NSLDS); any changes that are not reflected in NSLDS will be updated at that time. These steps will ensure that changes in Colleague (and ultimately in NSC) are also updated in NSLDS in a timely manner. • To ensure withdrawal changes are reported in a timely manner, withdrawals that are processed between NSC monthly reporting periods (but backdated to a point in time that is prior to the last NSC submission) will be captured by the Admissions and Records Technician. Within seven business days of each monthly report's submission, the Admissions and Records Technician will pull an informer report (Withdrawals Based on Terms) for the current term. She will reconcile the students listed on the informer report to the students listed on the report submitted to NSC and immediately notify the Financial Aid Director about any students who were omitted as a change on the NSC report. Any student status changes will be noted and updated by the Director of Financial Aid manually in NSLDS. • To ensure graduation status updates are accurately reported, program advisors will be required to provide graduation applications for each term (Fall, Spring, and Summer) by a specific date as established and communicated by the VP of Instructional Services and the VP of Student Services. The graduation records will be given to the Director of Financial Aid at the end of each term by the Registrar, and the Financial Aid Director will ensure the graduation status is accurately reported in NSLDS. • As a final added measure, the Financial Aid Director (with assistance from the Registrar) will conduct an internal audit at the end of each semester by running an informer report (Student Head Count) to review a random sample of student identifications and conduct a

CORRECTIVE ACTION PLAN

For the Fiscal Year Ended June 30, 2021

Finding Number	Department/ Contact Person/ Phone Number	Corrective Action Planned
		cross check between the data in Colleague/NSC and NSLDS. Any discrepancies noted will be updated in NSLDS immediately.
		<i>Corrective Action was completed on:</i> December 17, 2021.
2021-006	Pitt Community College Lee Bray (252) 493-7264	<u>Financial Aid Exceeded Student Needs</u> Attendance changes will be reviewed on a daily basis as reports of non-attendance, withdrawals and reinstatements are provided by the Registrar's Office. A weekly review of the Colleague screen OAWR, which provides a report of accounts that are possibly over awarded has also been implemented. <i>Corrective action was completed on:</i> September 1, 2021.
2021-007	Pitt Community College Lee Bray (252) 493-7264	<u>Enrollment Status Reporting Errors</u> Enrollment reporting is now being handled by the Registrar and Financial Aid Director together. The Financial Aid Director is now reviewing reports through NSLDS to ensure the reporting submitted to Clearinghouse is accurate for all students. <i>Corrective action was completed on:</i> September 1, 2021.
2021-008	University of North Carolina at Greensboro Dr. Chris Partridge (336) 334-5946	<u>Enrollment Status Reporting Errors</u> The error report provided by the National Student Clearinghouse (NSC) that lists conflicting data has been identified by conferring with UNCG's NSC representative. UNCG is now able to review the report and identify any students without an updated graduation status. The University Registrar's Office (URO) staff will then correct the issue so the correct status will be updated. The Enrollment Reporting procedures in the University Registrar's Office have been updated to include a review of the specific error report generated by NSC where these errors would be identified. The process of correcting any conflicting data/errors for prior terms has already begun in the URO. A new procedure for reporting enrollment updates related to graduation status has been identified by NSC as the preferred method. The URO will follow this new procedure going forward beginning with students who graduate in December 2021. Key members of the University Registrar's Office staff have access to NSLDS. An additional step of tracing graduated students each term will be added to the reporting procedure. The tracked students will be reviewed in NSLDS to ensure the graduation status has been correctly reported and updated. <i>Corrective Action was completed on:</i> December 15, 2021.

CORRECTIVE ACTION PLAN

For the Fiscal Year Ended June 30, 2021

Finding Number	Department/ Contact Person/ Phone Number	Corrective Action Planned
2021-009	Davidson-Davie Community College Brian De Young (336) 249-8186 Ext. 6240	<p><u>Failure to Notify Direct Loan Recipients of Their Right to Cancel Loans</u></p> <p>In response to the finding from the Financial Aid Single Audit for the year ending June 30, 2021, <i>Failure to Notify Direct Loan Recipients of Their Right to Cancel Loans</i>, Davidson-Davie Community College agrees with the finding and has implemented the following corrective actions as of September 1, 2021.</p> <p>Upon the date of disbursement of a Federal Direct Loan, a notification is sent to each recipient via email by Ellucian Colleague, the college's student information system. In accordance with 34 CFR 668.165(a), this notification advises the Federal Direct Loan recipient of the following:</p> <ul style="list-style-type: none"> • Instructions on how to view the amount and date of the disbursement via the secure student portal. • The right to cancel all or a portion of the loan and have the loan proceeds returned to the U.S. Department of Education. • The procedures and deadlines by which the Federal Direct Loan recipient must notify the school that they wish to cancel the loan. <p>Ellucian Colleague maintains a permanent record of this notification, which includes the text of the notification and the date it was sent to the Federal Direct Loan recipient. The text of the notification is as follows:</p> <p><i>Dear XXXXXXXXXX, Student ID: XXXXXXXX</i></p> <p><i>This notice is to inform you of the recent disbursement of your Federal Direct Loan for the XXXX 20XX semester. If you are anticipating a refund once your college bill has been paid, the funds will be issued by direct deposit or as a paper check depending upon the selection you made through Heartland/ECSI. The anticipated date for refunds is XXXXXXXXXX, 20XX.</i></p> <p><i>You may view the amount of your Federal Direct Loan by logging into StormTrac and selecting Financial Aid. Please note the U.S. Department of Education deducts a loan origination fee of X.XXX% from all Federal Direct Loans prior to disbursement.</i></p> <p><i>If you would like to cancel all or a portion of your Federal Direct Loan, you must notify our office at fa_loans@davidsondave.edu within fourteen (14) days after the date of this email. Please be sure to include your name, student ID, loan type, and amount you wish to cancel.</i></p> <p><i>Please contact our office at the email below with any questions regarding this notification or your student loans.</i></p> <p>Sincerely, Office of Financial Aid Davidson-Davie Community College finaid@davidsondave.edu</p> <p><i>Corrective Action was completed on: September 1, 2021.</i></p>

CORRECTIVE ACTION PLAN

For the Fiscal Year Ended June 30, 2021

Finding Number	Department/ Contact Person/ Phone Number	Corrective Action Planned
2021-010	Forsyth Technical Community College Michelle Dancho (336) 757-3710 Adina Long (336) 734-7272	<u>Enrollment Status Reporting Errors</u> See 2021-004 for Corrective Action Plan.
2021-011	Pitt Community College Lee Bray (252) 493-7264	<u>Financial Aid Exceeded Student Needs</u> See 2021-006 for Corrective Action Plan.
2021-012	Pitt Community College Lee Bray (252) 493-7264	<u>Enrollment Status Reporting Errors</u> See 2021-007 for Corrective Action Plan.
2021-013	University of North Carolina at Greensboro Dr. Chris Partridge (336) 334-5946	<u>Enrollment Status Reporting Errors</u> See 2021-008 for Corrective Action Plan.
2021-014	Public Instruction LaTricia Townsend (984) 236-2786	<u>Inaccurate Annual Reporting</u> Processes for future reporting have been amended to ensure additional controls are in place to promote greater accuracy. Required data elements will be pulled from internal DPI data to the extent possible. Data elements still requiring the use of self-reported data from Public School Units (PSUs) will be verified for inaccuracies prior to being aggregated for state agency reporting. <i>Anticipated Completion Date:</i> September 30, 2022.
2021-015	Public Instruction LaTricia Townsend (984) 236-2786	<u>Errors in FFATA Reporting</u> Additional staff was employed in fall of 2021 to complete FFATA reporting requirements. Technical considerations in the FFATA system remain a concern as the system constrains the number of entries per award to 100 per month making it impossible to report awards within the required time limit. Additional requests to the federal oversight agency for technical assistance with the system have been made by DPI. <i>Anticipated Completion Date:</i> June 30, 2023.

CORRECTIVE ACTION PLAN

For the Fiscal Year Ended June 30, 2021

Finding Number	Department/ Contact Person/ Phone Number	Corrective Action Planned
2021-016	Public Instruction LaTricia Townsend (984) 236-2786 Jennifer Bennett (984) 236-2475	<p><u>Inadequate Monitoring</u></p> <p>Internal programmatic monitoring procedures were amended with the addition of ESSER II and ESSER III in 2021. A risk assessment, monitoring plan, four-element monitoring instrument, and monitoring schedule were created and approved in March 2021. The monitoring plan enables all PSUs receiving funding through ESSER I, II, and III programs to have a compliance monitoring event by September 30, 2024, the end of ESSER period of availability. In fall 2021, additional staff dedicated to ESSER program were hired to assist with grant administration and monitoring. The aforementioned documents will be formally submitted as part of an update to the initial ESSER Monitoring and Internal Control Plan that was originally submitted in fall 2020 to the United States Department of Education.</p> <p>Fiscal monitoring management is actively addressing staffing shortages via several avenues:</p> <ul style="list-style-type: none"> • Contracting for specific ESSER grant programs with qualified auditing firms. • Actively recruiting to fill our vacant fiscal monitoring positions (2 have been filled since June 30, 2021). <p>As we move forward, our fiscal monitoring team will focus on our normal activities staging the highest at-risk PSUs as the priority. The contracted support track will focus on the specific ESSER grants and highest risk attributes specific to the ESSER funding. We think this approach will allow us to maximize our limited staffing resources.</p> <p>We will continue to update and ensure our ESSER Fiscal Monitoring plan is kept current and relevant. We will ensure that updates are provided to U.S. Department of Education.</p> <p><i>Anticipated Completion Date:</i> June 30, 2023.</p>
2021-017	Health and Human Services Jeneen Preciose (919) 428-6102 John Peebles (919) 546-1670	<p><u>Errors in FFATA Reporting</u></p> <p>The Department will update the FFATA reporting policy to include report monitoring and standardization guidance.</p> <p>The Department will cross train additional program staff on FFATA reporting to ensure the work is not dependent on a singular resource.</p> <p><i>Anticipated Completion Date:</i> April 30, 2022.</p>
2021-018	Health and Human Services John Peebles (919) 546-1670	<p><u>Inadequate Monitoring of Local Health Departments</u></p> <p>The Department has implemented additional processes and procedures. Additionally, the Department established a subrecipient reporting platform and randomized desk audits by monitors.</p> <p><i>Corrective action was completed on:</i> August 1, 2021.</p>

CORRECTIVE ACTION PLAN

For the Fiscal Year Ended June 30, 2021

Finding Number	Department/ Contact Person/ Phone Number	Corrective Action Planned
2021-019	Health and Human Services Carla West (919) 855-4405	<p><u>Weatherization Funds Were Overspent</u></p> <p>The Division will request a waiver up to 25%, as needed, beginning FY 2022 to provide a buffer for actual expenditures versus the budgeted amount. There will be more frequent communication between the Budget office and the Energy program to ensure guidelines regarding waivers for Weatherization activities are followed and actual expenditure percentages are more actively tracked. The Division will contact the Administration of Children and Families for technical assistance and guidance prior to submitting the FY 2022 waiver to ensure proper procedures are followed.</p> <p><i>Anticipated Completion Date: April 30, 2022.</i></p>
2021-020	Health and Human Services Felicia Harris (919) 527-6416	<p><u>Errors in FFATA Reporting</u></p> <p>Various Business Operations positions were vacant during this timeframe with staff focused on supporting critical core and COVID operations. The Department will establish a contingency plan to ensure FFATA reporting is completed when employee turnover occurs. In addition, Department management will review and develop additional procedures as needed to confirm submitted reports are accurate.</p> <p><i>Anticipated Completion Date: June 30, 2022.</i></p>
2021-021	Health and Human Services Kris Horton (919) 527-7707	<p><u>Errors in Medicaid Provider Billing and Payment Process</u></p> <p>The Department will analyze each error identified in the audit and take appropriate action. A Tentative Notice of Overpayment (TNO) will be sent to each provider to recoup any overpayment identified. Provider Education Letters will be sent to all providers with identified errors. The Department will also conduct a six-month post payment review of these providers' fee-for-service paid claims to determine if errors are recurring.</p> <p><i>Anticipated Completion Date: December 31, 2022.</i></p>
2021-022	Health and Human Services Betty Dumas-Beasley (919) 527-7739	<p><u>Deficiencies in the Medicaid Eligibility Determination Process</u></p> <p>The Department reviewed the errors identified in the audit and followed-up with each responsible county to correct the beneficiary record. The Department will issue overpayment recoupment notices to the affected counties as required by state statute.</p> <p><i>Anticipated Completion Date: May 31, 2022.</i></p>
2021-023	Health and Human Services	<p><u>Deficiencies in the Medicaid Provider Enrollment and Termination Process</u></p> <p>The Department implemented CSR 2460 to automate the searches of the AAR and PPTD during the provider screening process. General Dynamics Information Technology (GDIT) conducted training with their staff on using the automated process. The Department is updating its monitoring procedures to utilize the new audit trail reports implemented with CSR 2460.</p>

CORRECTIVE ACTION PLANFor the Fiscal Year Ended June 30, 2021

Finding Number	Department/ Contact Person/ Phone Number	Corrective Action Planned
	Christina Bunch, Provider Operations Deputy Director (919) 215-6993	<p>In addition, the Department took the following actions to address the specific errors identified in the finding:</p> <ul style="list-style-type: none">• For the seven provider records where, incorrect data was used to search the Adverse Action Report (AAR) and the Provider Penalty Tracking Database (PPTD), the Department instructed GDIT to re-perform the searches using the correct information and update the provider records. The searches were completed, and provider records updated as of February 21, 2022.• For the one provider where a new owner was discovered and no background check or search of the AAR and PPTD was performed, the Department contacted the provider and obtained an application disclosing the owners not listed on the provider's record. On February 8, 2022, the provider submitted a Manage Change Request (MCR) to disclose the owners not listed. GDIT will reprocess the provider's application and update the provider's record accordingly. The Department will follow-up to ensure the provider's records are appropriately updated.• For the one out-of-state provider where, out-of-state eligibility was not verified, the Department verified the provider's participation in the Virginia Medicaid program and supplied GDIT with the verification documentation. The Department has instructed GDIT to upload the verification documentation, notating the provider's record accordingly. The Department will follow-up to ensure the records are properly updated.

Anticipated Completion Date: March 31, 2022.

ORDERING INFORMATION

COPIES OF THIS REPORT MAY BE OBTAINED BY CONTACTING:

Office of the State Auditor
State of North Carolina
2 South Salisbury Street
20601 Mail Service Center
Raleigh, North Carolina 27699-0600

Telephone: 919-807-7500
Facsimile: 919-807-7647
Internet: <http://www.auditor.nc.gov>



To report alleged incidents of fraud, waste or abuse in state government contact the
Office of the State Auditor Fraud Hotline:

Telephone: 1-800-730-8477

Internet: <https://www.auditor.nc.gov/about-us/state-auditors-hotline>

For additional information contact the

North Carolina Office of the State Auditor at:

919-807-7666



The planning and compilation of the statewide federal compliance procedures for the Single Audit Report required 2,532 audit hours at an approximate cost of \$268,392.

The hours and related costs of audits at individual state entities to support the Independent Auditor's Reports contained herein are included in the transmittals issued for those entities.